

## Safeguarding Courses – Registration Guide: English

To access the 3 courses:

- Safeguarding Essentials
- Safeguarding Practice
- Effective Safeguarding

You need to first register on the Open Learn Create platform.

To do this click [here](#).

You will see this page:

The screenshot shows the Open University sign-in page. At the top is a dark blue header with the Open University logo, navigation links (Courses, Postgraduate, International, Research, About, News & media, Business & apprenticeships), and a search bar. Below the header, the page is divided into two main sections. The left section is titled 'Sign in' and contains a 'Username' field, a 'Password' field, and a 'Sign in' button. The right section is titled 'New visitor?' and contains a 'Create account' button, which is circled in green. Below the 'Create account' button is a 'Staff sign in' section with a 'Sign in' button. At the bottom of the page is a dark blue footer with the Open University logo and navigation links (Explore, Undergraduate, Postgraduate, Policy).

**Sign in**

Username

Username

This field is required

Your username is one of:

- The email address you signed up with
- Your OU Computer username e.g. ab123. For OU students your OUCU will be the start of your @ou.ac.uk email address. E.g. ab123@ou.ac.uk
- If you're an OU student, the email address the university uses to communicate with you.

Please note you cannot use your Personal Identifier e.g. A1234567.

Password

Password

This field is required

[You can reset your password here.](#)

Sign in

**New visitor?**

Whether you're stopping your OU studies, using free OpenLearn materials or contacting us for information, do it faster by creating an account.

Create account

**Staff sign in**

Sign in

You will be redirected to the Microsoft sign-in screen.

[Staff password reset](#)

More information on our sign in and security features can be found on our [help page](#).

**The Open University**

Explore Undergraduate Postgraduate Policy

Click the circled 'create account' button. This will take you to the following page:

**The Open University** Sign in | Contact the OU | Accessibility hub Search the OU

England [Change location](#)

## Create account

If you already have an OU online account, please [sign in](#).

Fields marked with \* are mandatory

Title\* Select

Forenames\*

Surname\*

Date of birth (DD/MM/YYYY)\*

Email address\*

Retype email address\*

Phone number

Password\*

Retype password\*

Are you considering studying with the OU? Select

Please read our [terms and conditions](#)

☐ I accept the terms and conditions\*

### Your contact preferences

We would love to have you as part of our university community; we have lots to tell you about, including important information relating to OU study. We may contact you by email, phone, text or post. We also use your data to tailor the digital advertising you see from us across websites and social media.

Can we stay in touch?\* ☐ Yes ☐ No

The OU promises never to sell your data to anyone else. Of course, you can **unsubscribe or change your preferences at any time**. We may also occasionally invite you to take part in market research.

For more details about how we use your data, see our [privacy policy page in a new tab](#)

**Submit**

| Explore                     | Undergraduate       | Postgraduate                  | Policy                     |
|-----------------------------|---------------------|-------------------------------|----------------------------|
| Study with us               | Accounting          | Electronic Engineering        | OU Accessibility statement |
| Work with us                | Arts and Humanities | Health and Healthcare         | Cymru                      |
| Supported distance learning | Art History         | English                       | Conditions of use          |
|                             |                     | Philosophy                    |                            |
|                             |                     | Research Degrees              |                            |
|                             |                     | Master's in Social Work (MSW) |                            |

Fill in your details and click 'submit'.

You should then see a confirmation screen:

**The Open University** Sign in | Contact the OU | Accessibility Search the OU

Courses Postgraduate Research About News & media Business & apprenticeships

You are viewing information for England. [Change country or region](#)

## Thank you for creating an Open University account.

Whether you were just about to enrol onto one of 100s of free courses, join a debate or start to build your profile, use the link below to resume your OpenLearn journey.

**Sign in to return to the page you were on**

Your new Open University account means you can get the most out of OpenLearn, The Open University's home of free learning

Try out free courses, interactive educational games and resources. Plus find out what our academics think or discover the range of TV and Radio programmes we make with the BBC and other broadcasters.

Visit [OpenLearn](#) and get started today!

Your contact preferences.

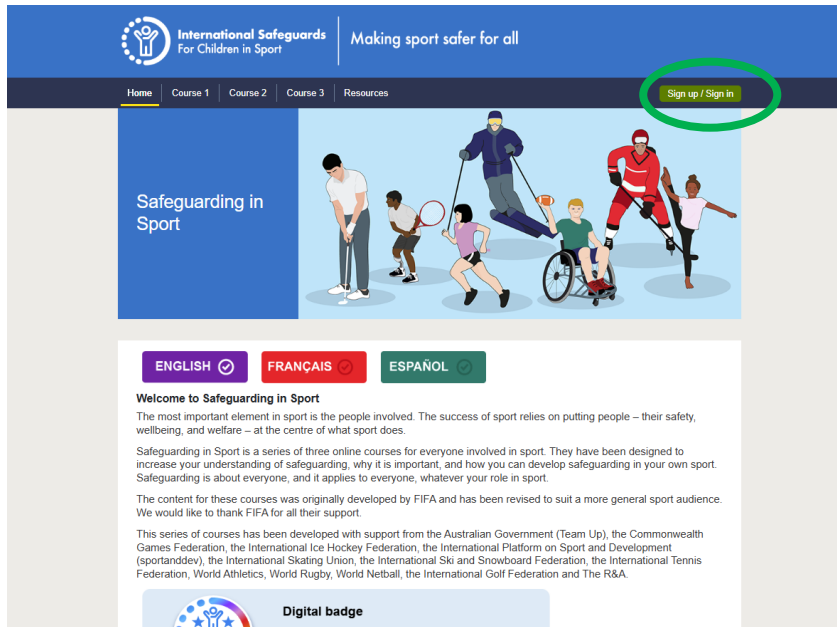
Your contact preferences have been recorded as requested.

We value your privacy and promise never to sell your data to anyone else. You can manage your preferences in [your account](#). If you don't have an OU account, you can still [change your preferences at any time](#). For more information on managing contact preferences and how we look after your personal information, please read our [privacy policy](#).

Now you have an account you can access the 3 courses.

We will take you through the steps to enrol on Safeguarding Essentials.

To start the course click [here](#) which will take you to the course homepage. You first need to login with your new details, so click on the sign in button highlighted:



This takes you back to the login page. Enter your email and password and click submit. You should be redirected back to the course home page, but the button will change to say 'my profile'.

Select which course you want to start using the buttons at the top of the page. When you select Course 1 it takes you to this screen:



Scroll down and complete Step 2 to confirm your age and eligibility to work with children by clicking on this section.


Course 3 | Resources


Help us understand who is taking the course.

To access the quiz you must complete the pre course declaration and survey, then visit all the course content.

[Step 2: Confirmation of age and eligibility to work with children](#) ✓

[Step 3: Course survey](#) ✓

 **Gain a digital badge**  
By studying the course you will have the opportunity to gain a digital badge – you need to click on the 'Enrol' button to be able to do the quizzes and earn the badge.

 **This course is part of a collection**  
This course is part of a collection of courses called Safeguarding in Sport. There are 3 courses in this collection so you may find other courses here that maybe of interest to you.  
[See this collection >](#)

**Course learning outcomes**

As a result of studying this course, you will be able to:


- Describe what is meant by safeguarding in sport
- Recognise safeguarding risks in sport and how they can help to reduce risks
- Understand how to report safeguarding concerns so that they can be responded to properly
- Start making plans for how to take your next steps in safeguarding.

[View this course now](#)

Click on answer the questions and then submit questionnaire to complete Step 2. A green tick will appear when this step is completed.

Then follow the same steps to complete Step 3. A second green tick will appear.

You are now able to enrol on the course! Click on 'enrol now' at the top of the page.


 **International Safeguards For Children in Sport** | Making sport safer for all

Home | **Course 1** | Course 2 | Course 3 | Resources | [My Profile](#)

View downloads  
View as single page  
View as single page (print - staff only)

© 2023 COPYRIGHT INTERNATIONAL SAFEGUARDS FOR CHILDREN IN SPORT AND THE OPEN UNIVERSITY PARTNERSHIP

Rate and Review  
★★★★★  
Rated by 54 user(s)  
Very informative. I really learned a

 **YOU CAN ENROL ON THIS COURSE**  
**Safeguarding Essentials**  
If you enrol on this course it will be added to your OpenLearn Profile and you can track your progress

[Enrol now](#) [See more courses](#)

**What is safeguarding and why is it needed?**  
**Getting started**  
Welcome to this short course.  
Before we begin it is important to agree some key terms. Throughout the course we talk about children and adults. Children refers to anyone aged under 18 years, adults are anyone aged 18 and over

You can navigate through the course using the 'Course Content' section and you can click on 'Introduction' to start the course.

The screenshot displays the 'Safeguarding Essentials' course page. The header includes the logo for 'International Safeguards For Children in Sport' and the tagline 'Making sport safer for all'. The navigation bar shows 'Home', 'Course 1' (selected), 'Course 2', 'Course 3', and 'Resources'. The main content area features an illustration of diverse people participating in sports. Below this, there are tabs for 'Course description', 'Course content' (selected), and 'Course reviews'. The 'Course content' section shows a progress bar at 100% and a list of items: 'Introduction' (highlighted with a green oval and a green checkmark), 'Session 1. What is safeguarding and why is it needed?', 'Session 2. Making sport safer for all', 'Session 3. Responding to safeguarding concerns', 'Quiz', and 'Certificate'. The right sidebar contains information about the course, including '1 hour study', 'Level 0: Beginner', 'Gain a digital badge', 'Ratings 3.6 out of 5 stars', 'You're on this course' section, 'Download this course' section, 'Share this course' section, and 'Course rewards' section.

Make sure you work through each page and complete the quiz at the end to earn your digital badge and certificate. Good Luck!