

DIAMOND SPIN 2024

KATOWICE / POL, 15-20.10.2024

International Competition
of figure skating
DIAMOND SPIN 2024



PROTOCOL



DIAMOND SPIN 2024

OCTOBER 15-20, 2024 – Katowice / POL



ORGANIZING COMMITTEE

OC Head	Ms. Małgorzata ŻUREK
Accreditation & Office	Ms. Katarzyna BIAŁAS
Event Coordinator	Mr. Piotr NOWAK
Announcers	Ms. Maja TANDECKA Ms. Tola KOTKIEWICZ
ISU Judging System & Live broadcast	Mr. Piotr Nowak

PARTNERS



*Polska Grupa
Energetyczna*





MEN

Jantor Ice Rink	18 OCT 2024	14:20	Short Program
	19 OCT 2024	12:30	Free Skating

Size of Skating Arena:	30m*60m
Ice Conditions:	very good
Number of Entries:	3
Number of Participants:	3

Entry Withdrawn:

Short Program			
Duration:	2:40 +/- 10 seconds		
Segment Factor:	1.00		
Program Component Factors:	Composition		1.67
	Presentation		1.67
	Skating Skills		1.67

Free Skating			
Duration:	4:00 +/- 10 seconds		
Segment Factor:	1.00		
Program Component Factors:	Composition		3.33
	Presentation		3.33
	Skating Skills		3.33

PARTNERS





RESULTS

MEN


Pl. Name	Nation	Total Score	SP	FS
1 Kornel WITKOWSKI	POL	197.23	1	1
2 Jakub LOFEK	POL	173.25	2	2
3 Adrian JIMENEZ de BALDOMERO	ESP	134.84	3	3


Ms. Eva SZILAGYI, ISU
Referee


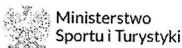

Ms. Anna SIEROCKA, ISU
Technical Controller

Legend:				
SP	Short Program	FS	Free Skating	Pl. Place

PARTNERS



Polska Grupa Energetyczna





RESULTS

MEN SHORT PROGRAM

Pl.	Name	Nation	Total Segment Score
1	Kornel WITKOWSKI	POL	68.50
2	Jakub LOFEK	POL	54.27
3	Adrian JIMENEZ de BALDOMERO	ESP	40.11

Ms. Eva SZILAGYI, ISU
Referee

Ms. Anna SIEROCKA, ISU
Technical Controller

PARTNERS

**PANEL OF JUDGES
MEN SHORT PROGRAM****Officials**

Technical Controller	Ms. Anna SIEROCKA	ISU
Technical Specialist	Ms. Kerstin FRANK	ISU
Technical Specialist	Ms. Dorina SUPAK	ISU

Judges

Referee	Ms. Eva SZILAGYI	ISU
Judge No. 1	Ms. Luiza KOWALCZYK	POL
Judge No. 2	Ms. Jelena GALIMOVA	EST
Judge No. 3	Mr. Slobodan DELIC	SRB
Judge No. 4	Ms. Viktoriya SACHKOVA	POL
Judge No. 5	Mr. Tomas JANECKO	CZE

Data/Replay Operator

Data Operator	Ms. Michaela MILCINSKA	ISU
Replay Operator	Mr. Bartosz LEWANDOWSKI	ISU

PARTNERS


JUDGES DETAILS PER SKATER
MEN SHORT PROGRAM

Rank	Name	Nation	Starting Number	Total Segment Score	Total Element Score	Total Program Component Score (factored)		Total Deductions							
1	Kornel WITKOWSKI	POL	1	68.50	33.28	35.22		0.00							
#	Executed Elements	Info	Base Value	GOE	J1	J2	J3	J4	J5	J6	J7	J8	J9	Ref.	Scores of Panel
1	3A		8.00	2.40	3	3	3	2	3						10.40
2	3F		5.30	0.88	2	1	1	2	2						6.18
3	CCoSp3		3.00	0.60	2	2	1	3	2						3.60
4	3Lz+COMBO		6.49	x -2.95	-5	-5	-5	-5	-5						3.54
5	CSSp3		2.60	0.00	-1	-2	1	0	2						2.60
6	StSq2		2.60	0.52	2	2	2	2	2						3.12
7	FCSp4		3.20	0.64	1	2	2	2	3						3.84
			31.19												33.28
Program Components			Factor												
Composition			1.67	7.50	7.25	6.75	7.00	6.75							7.00
Presentation			1.67	7.25	7.25	6.75	7.00	7.25							7.17
Skating Skills			1.67	7.00	7.25	6.00	6.75	7.00							6.92
Judges Total Program Component Score (factored)															35.22
Deductions:															0.00

Rank	Name	Nation	Starting Number	Total Segment Score	Total Element Score	Total Program Component Score (factored)		Total Deductions							
2	Jakub LOFEK	POL	2	54.27	22.95	31.32		0.00							
#	Executed Elements	Info	Base Value	GOE	J1	J2	J3	J4	J5	J6	J7	J8	J9	Ref.	Scores of Panel
1	2A		3.30	0.66	3	2	2	2	2						3.96
2	FCSp4		3.20	-0.75	-2	-3	-2	-3	-2						2.45
3	2Lz+1T*	*	2.10	-1.05	-5	-5	-5	-5	-5						1.05
4	3F		5.83	x -1.24	-2	-3	-4	-2	-2						4.59
5	CSSp2		2.30	0.23	2	1	-1	1	1						2.53
6	StSq4		3.90	0.39	1	1	0	1	1						4.29
7	CCoSp4		3.50	0.58	2	2	0	2	1						4.08
			24.13												22.95
Program Components			Factor												
Composition			1.67	6.50	6.25	5.50	6.50	6.00							6.25
Presentation			1.67	6.50	6.50	5.75	6.00	6.25							6.25
Skating Skills			1.67	6.25	6.50	5.25	6.50	6.00							6.25
Judges Total Program Component Score (factored)															31.32
Deductions:															0.00

Rank	Name	Nation	Starting Number	Total Segment Score	Total Element Score	Total Program Component Score (factored)		Total Deductions							
3	Adrian JIMENEZ de BALDOMERO	ESP	3	40.11	15.67	25.44		-1.00							
#	Executed Elements	Info	Base Value	GOE	J1	J2	J3	J4	J5	J6	J7	J8	J9	Ref.	Scores of Panel
1	3Lz+COMBO	F	5.90	-2.95	-5	-5	-5	-5	-5						2.95
2	3F		5.30	-2.12	-3	-4	-5	-2	-5						3.18
3	FCSp2		2.30	0.08	0	0	1	1	-1						2.38
4	CCoSp2		2.50	-0.25	-1	-1	0	-1	-1						2.25
5	2A		3.63	x -1.32	-4	-5	-5	-3	-3						2.31
6	StSq2		2.60	0.00	0	-1	1	0	0						2.60
7	CSSp		0.00	0.00	-	-	-	-	-						0.00
			22.23												15.67
Program Components			Factor												
Composition			1.67	5.25	5.00	5.50	5.00	5.00							5.08
Presentation			1.67	5.25	5.00	5.25	4.75	5.00							5.08
Skating Skills			1.67	5.25	5.25	4.25	5.00	5.00							5.08
Judges Total Program Component Score (factored)															25.44
Deductions:			Falls	-1.00	(1)										-1.00

PARTNERS



DIAMOND SPIN 2024

OCTOBER 15-20, 2024 – Katowice / POL



JUDGES DETAILS PER SKATER
MEN SHORT PROGRAM

Legend:							
#	Sequence number	GOE	Grade of Execution	Jx	Judges (x=1-9)	Ref.	Referee
*	Invalid element	x	Credit for highlight distribution, base value multiplied by 1.1			F	Fall

printed: 21.10.2024 13:25

Page 2 / 2

PARTNERS





RESULTS

MEN FREE SKATING

Pl.	Name	Nation	Total Segment Score
1	Kornel WITKOWSKI	POL	128.73
2	Jakub LOFEK	POL	118.98
3	Adrian JIMENEZ de BALDOMERO	ESP	94.73

Ms. Eva SZILAGYI, ISU
Referee

Ms. Anna SIEROCKA, ISU
Technical Controller

PARTNERS

**PANEL OF JUDGES**
MEN FREE SKATING**Officials**

Technical Controller	Ms. Anna SIEROCKA	ISU
Technical Specialist	Ms. Kerstin FRANK	ISU
Technical Specialist	Ms. Dorina SUPAK	ISU

Judges

Referee	Ms. Eva SZILAGYI	ISU
Judge No. 1	Ms. Luiza KOWALCZYK	POL
Judge No. 2	Mr. Marco CICALA	ITA
Judge No. 3	Mr. Slobodan DELIC	SRB
Judge No. 4	Ms. Maria OLESINSKA	POL
Judge No. 5	Mr. Tomas JANECKO	CZE

Data/Replay Operator

Data Operator	Ms. Michaela MILCINSKA	ISU
Replay Operator	Mr. Bartosz LEWANDOWSKI	ISU

PARTNERS


JUDGES DETAILS PER SKATER
MEN FREE SKATING

Rank	Name	Nation	Starting Number	Total Segment Score	Total Element Score	Total Program Component Score (factored)				Total Deductions						
1	Kornel WITKOWSKI	POL	3	128.73	61.73	68.00				-1.00						
#	Executed Elements	Info	Base Value	GOE	J1	J2	J3	J4	J5	J6	J7	J8	J9	Ref.	Scores of Panel	
1	3T		4.20	1.12	3	2	2	3	3						5.32	
2	1A+2A+SEQ		4.40	0.22	1	1	-1	0	1						4.62	
3	3Lo		4.90	0.98	2	1	2	2	2						5.88	
4	CCoSp3		3.00	-0.10	2	-1	-2	0	0						2.90	
5	StSq4		3.90	0.39	3	1	-2	0	2						4.29	
6	3A		8.00	1.87	3	2	2	3	2						9.87	
7	ChSq1		3.00	1.17	3	3	-3	2	2						4.17	
8	3Lz+1Eu+3S		11.77	x 1.18	2	2	0	2	2						12.95	
9	1Lz+1T		1.10	x -0.22	-4	-4	-4	-3	-3						0.88	
10	3Flq	! q	5.83	x -1.59	-3	-3	-3	-4	-1						4.24	
11	FCSp4		3.20	0.21	1	1	0	0	1						3.41	
12	CSSp4		3.00	0.20	1	1	1	-1	0						3.20	
			56.30												61.73	
Program Components				Factor												
Composition				3.33	7.50	6.00	5.75	7.25	7.00							6.75
Presentation				3.33	7.50	6.50	6.00	6.75	7.00							6.75
Skating Skills				3.33	7.00	6.75	5.25	7.00	7.25							6.92
Judges Total Program Component Score (factored)															68.00	
Deductions:			Time violation	-1.00											-1.00	

Rank	Name	Nation	Starting Number	Total Segment Score	Total Element Score	Total Program Component Score (factored)				Total Deductions						
2	Jakub LOFEK	POL	2	118.98	53.48	65.50				0.00						
#	Executed Elements	Info	Base Value	GOE	J1	J2	J3	J4	J5	J6	J7	J8	J9	Ref.	Scores of Panel	
1	2A		3.30	0.66	3	2	2	2	2						3.96	
2	2Lo		1.70	0.17	1	1	1	1	0						1.87	
3	3Lz+3T		10.10	-0.39	0	0	-2	-2	0						9.71	
4	CSSp2		2.30	0.38	2	3	2	1	1						2.68	
5	3Lz		5.90	1.18	2	2	2	2	1						7.08	
6	ChSq1		3.00	1.00	3	2	2	2	2						4.00	
7	3S		4.73	x 0.29	0	0	1	1	1						5.02	
8	FCSp4		3.20	0.32	2	2	-1	0	1						3.52	
9	3F<<	<<	1.98	x -0.90	-5	-5	-5	-4	-5						1.08	
10	StSq3		3.30	0.44	2	3	1	1	1						3.74	
11	3T+2A+SEQ		8.25	x -1.40	-4	-3	-4	-3	-3						6.85	
12	CCoSp4		3.50	0.47	2	2	1	1	1						3.97	
			51.26												53.48	
Program Components				Factor												
Composition				3.33	7.00	6.25	6.75	6.75	6.00							6.58
Presentation				3.33	7.00	6.75	7.00	6.25	6.00							6.67
Skating Skills				3.33	6.50	7.25	6.00	6.50	6.25							6.42
Judges Total Program Component Score (factored)															65.50	
Deductions:															0.00	

PARTNERS


JUDGES DETAILS PER SKATER
MEN FREE SKATING

Rank	Name	Nation	Starting Number	Total Segment Score	Total Element Score	Total Program Component Score (factored)	Total Deductions								
3	Adrian JIMENEZ de BALDOMERO	ESP	1	94.73	43.95	50.78	0.00								
#	Executed Elements	Info	Base Value	GOE	J1	J2	J3	J4	J5	J6	J7	J8	J9	Ref.	Scores of Panel
1	3Lz+2T		7.20	-1.38	-2	-2	-4	-3	-1						5.82
2	3F<+2A+SEQ	<	7.54	-0.85	-2	-2	-3	0	-2						6.69
3	3F!<	! <	4.24	-2.12	-5	-5	-4	-5	-5						2.12
4	3Lz		5.90	0.00	0	0	0	0	0						5.90
5	CCoSp4		3.50	-0.35	0	-1	-1	-2	-1						3.15
6	StSq2		2.60	-0.17	-1	-1	2	0	-1						2.43
7	3Sq+1Eu<<+2F	q <<	6.71	x -2.15	-5	-5	-5	-5	-5						4.56
8	3Loq	q	5.39	x -2.29	-5	-5	-3	-4	-5						3.10
9	FCSSp2		2.30	-0.54	-3	-2	-2	-3	-2						1.76
10	ChSq1		3.00	-0.50	-1	-1	0	-1	-1						2.50
11	2A		3.63	x -0.11	-1	-1	0	0	0						3.52
12	FCCoSp3		3.00	-0.60	-2	-1	-2	-3	-2						2.40
			55.01												43.95
Program Components				Factor											
Composition				3.33	5.50	4.50	5.00	5.25	5.00						5.08
Presentation				3.33	5.50	4.75	4.75	5.00	5.00						4.92
Skating Skills				3.33	5.50	5.50	4.25	5.50	4.75						5.25
Judges Total Program Component Score (factored)															50.78
Deductions:															0.00

Legend:						
#	Sequence number	GOE	Grade of Execution	Jx	Judges (x=1-9)	Ref. Referee
<	Under-rotated jump	<<	Downgraded jump	x	Credit for highlight distribution, base value multiplied by 1.1	
!	Not clear edge	q	Jump landed on the quarter			

PARTNERS



WOMEN

Jantor Ice Rink	18 OCT 2024	15:00	Short Program
	19 OCT 2024	12:58	Free Skating

Size of Skating Arena:	30m*60m
Ice Conditions:	very good
Number of Entries:	17
Number of Participants:	17

Entry Withdrawn:

Short Program			
Duration:	2:40 +/- 10 seconds		
Segment Factor:	1.00		
Program Component Factors:	Composition		1.33
	Presentation		1.33
	Skating Skills		1.33

Free Skating			
Duration:	4:00 +/- 10 seconds		
Segment Factor:	1.00		
Program Component Factors:	Composition		2.67
	Presentation		2.67
	Skating Skills		2.67

PARTNERS

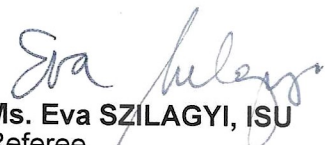




RESULTS

WOMEN

Pl.	Name	Nation	Total Score	SP	FS
1	Kristina ISAEV	GER	151.38	1	2
2	Eliska BREZINOVA	CZE	146.77	4	1
3	Karolina BIALAS	POL	145.19	2	3
4	Elizabet GERVITS	ISR	141.51	6	5
5	Gian-Quen ISAACS	RSA	136.44	10	4
6	Laura SZCZESNA	POL	136.00	5	8
7	Carlotta Maria GARDINI	ITA	133.51	7	6
8	Oda HAVGAR	NOR	132.50	3	9
9	Anastasia GOZHVA	UKR	124.66	13	7
10	Michaela VRASTAKOVA	CZE	123.93	8	10
11	Anna BERGSTROM	FIN	120.58	9	11
12	Emilija OZOLA	LAT	111.17	12	12
13	Agnieszka REJMENT	POL	108.75	11	14
14	Magdalena ZAWADZKA	POL	107.49	14	13
15	Julia FENNELL	ISR	88.88	16	15
16	Catherine-Charlotte LAPIERRE	POL	87.44	17	16
17	Nicola ADAMCZYK	POL	80.92	15	17


Ms. Eva SZILAGYI, ISU
Referee


Ms. Magdalena RUSIECKA, ISU
Technical Controller

Legend:

SP Short Program FS Free Skating Pl. Place

printed: 19.10.2024 15:36

Page 1 / 1

PARTNERS

Polska Grupa
EnergetycznaMinisterstwo
Sportu i TurystykiWojewództwo
ŚląskieKATOWICE
dla rodzinyMOSiR
Katowice

**RESULTS****WOMEN SHORT PROGRAM**

Pl.	Name	Nation	Total Segment Score
1	Kristina ISAEV	GER	54.00
2	Karolina BIALAS	POL	50.65
3	Oda HAVGAR	NOR	49.32
4	Eliska BREZINOVA	CZE	49.29
5	Laura SZCZESNA	POL	48.71
6	Elizabet GERVITS	ISR	47.31
7	Carlotta Maria GARDINI	ITA	44.69
8	Michaela VRASTAKOVA	CZE	43.52
9	Anna BERGSTROM	FIN	43.29
10	Gian-Quen ISAACS	RSA	42.02
11	Agnieszka REJMENT	POL	38.95
12	Emilija OZOLA	LAT	36.98
13	Anastasia GOZHVA	UKR	36.53
14	Magdalena ZAWADZKA	POL	36.14
15	Nicola ADAMCZYK	POL	30.08
16	Julia FENNELL	ISR	29.70
17	Catherine-Charlotte LAPIERRE	POL	29.44

Ms. Eva SZILAGYI, ISU
Referee

Ms. Magdalena RUSIECKA, ISU
Technical Controller

PARTNERS

**PANEL OF JUDGES****WOMEN SHORT PROGRAM****Officials**

Technical Controller	Ms. Magdalena RUSIECKA	ISU
Technical Specialist	Ms. Kerstin FRANK	ISU
Technical Specialist	Ms. Dorina SUPAK	ISU

Judges

Referee	Ms. Eva SZILAGYI	ISU
Judge No. 1	Ms. Luiza KOWALCZYK	POL
Judge No. 2	Ms. Jelena GALIMOVA	EST
Judge No. 3	Mr. Slobodan DELIC	SRB
Judge No. 4	Ms. Viktoriya SACHKOVA	POL
Judge No. 5	Mr. Tomas JANECKO	CZE

Data/Replay Operator

Data Operator	Ms. Michaela MILCINSKA	ISU
Replay Operator	Mr. Bartosz LEWANDOWSKI	ISU

PARTNERS


JUDGES DETAILS PER SKATER
WOMEN SHORT PROGRAM

Rank	Name	Nation	Starting Number	Total Segment Score	Total Element Score	Total Program Component Score (factored)		Total Deductions							
1	Kristina ISAEV	GER	1	54.00	28.18	25.82		0.00							
#	Executed Elements	Info	Base Value	GOE	J1	J2	J3	J4	J5	J6	J7	J8	J9	Ref.	Scores of Panel
1	3T+3Tq	q	8.40	-0.42	-1	-1	-1	-1	-2						7.98
2	3Lzq	q	5.90	-0.59	-1	-1	-1	-1	-1						5.31
3	FSSp3		2.60	-0.61	-3	-3	-2	0	-2						1.99
4	CCoSp4		3.50	0.12	1	0	0	1	0						3.62
5	2Aq	q	3.63	x -0.44	-1	-1	-2	-2	-1						3.19
6	StSq2		2.60	0.52	2	2	2	2	2						3.12
7	LSp4		2.70	0.27	1	0	1	2	1						2.97
			29.33												28.18
Program Components				Factor											
Composition				1.33	6.75	6.50	6.75	6.50	6.00					6.58	
Presentation				1.33	6.50	6.25	6.25	6.75	6.25					6.33	
Skating Skills				1.33	6.50	6.50	6.50	6.50	6.00					6.50	
Judges Total Program Component Score (factored)													25.82		
Deductions:															0.00

Rank	Name	Nation	Starting Number	Total Segment Score	Total Element Score	Total Program Component Score (factored)		Total Deductions							
2	Karolina BIALAS	POL	11	50.65	25.72	24.93		0.00							
#	Executed Elements	Info	Base Value	GOE	J1	J2	J3	J4	J5	J6	J7	J8	J9	Ref.	Scores of Panel
1	3T+2T		5.50	0.42	0	2	1	1	1						5.92
2	3Loq	q	4.90	-0.98	-2	-2	-2	-2	-1						3.92
3	CSp3		2.30	-0.23	-1	-2	-1	-1	-1						2.07
4	2A	x	3.63	0.00	0	0	0	0	0						3.63
5	FSSp3		2.60	0.35	1	1	2	1	2						2.95
6	StSq3		3.30	0.66	2	2	2	2	2						3.96
7	CCoSp4		3.50	-0.23	-1	0	-1	2	-1						3.27
			25.73												25.72
Program Components				Factor											
Composition				1.33	6.50	6.00	6.00	6.25	6.50					6.25	
Presentation				1.33	6.50	6.00	5.75	6.25	6.50					6.25	
Skating Skills				1.33	6.25	6.25	5.25	6.25	6.50					6.25	
Judges Total Program Component Score (factored)													24.93		
Deductions:															0.00

Rank	Name	Nation	Starting Number	Total Segment Score	Total Element Score	Total Program Component Score (factored)		Total Deductions							
3	Oda HAVGAR	NOR	7	49.32	24.72	24.60		0.00							
#	Executed Elements	Info	Base Value	GOE	J1	J2	J3	J4	J5	J6	J7	J8	J9	Ref.	Scores of Panel
1	3S+2T		5.60	1.00	2	2	3	3	2						6.60
2	3T		4.20	0.84	2	1	2	2	2						5.04
3	StSq3		3.30	0.66	2	2	3	2	2						3.96
4	CCoSp3		3.00	-0.20	0	-1	0	-2	-1						2.80
5	1A*	*	0.00	x 0.00	-	-	-	-	-						0.00
6	FSSp4		3.00	0.60	2	2	2	2	1						3.60
7	LSp3		2.40	0.32	2	2	1	1	1						2.72
			21.50												24.72
Program Components				Factor											
Composition				1.33	7.00	6.00	7.00	5.75	5.75					6.25	
Presentation				1.33	7.00	6.25	6.50	5.25	6.25					6.33	
Skating Skills				1.33	6.50	6.00	6.25	5.50	5.25					5.92	
Judges Total Program Component Score (factored)													24.60		
Deductions:															0.00

PARTNERS


JUDGES DETAILS PER SKATER
WOMEN SHORT PROGRAM

Rank	Name	Nation	Starting Number	Total Segment Score	Total Element Score	Total Program Component Score (factored)		Total Deductions							
4	Eliska BREZINOVA	CZE	13	49.29	25.81	23.48		0.00							
#	Executed Elements	Info	Base Value	GOE	J1	J2	J3	J4	J5	J6	J7	J8	J9	Ref.	Scores of Panel
1	3Lzq	q	5.90	-0.98	-2	-1	-2	-2	-1						4.92
2	3T+2T		5.50	0.56	0	1	2	2	1						6.06
3	FCSp4		3.20	-0.11	-1	0	-1	0	0						3.09
4	2A		3.63	x 0.66	2	2	1	2	2						4.29
5	StSq2		2.60	0.26	1	1	1	2	1						2.86
6	CCoSp2		2.50	-0.58	-2	-3	-2	-2	-3						1.92
7	SSp4		2.50	0.17	0	2	0	1	1						2.67
			25.83												25.81
Program Components				Factor											
Composition				1.33	5.50	6.25	5.75	6.25	5.50					5.83	
Presentation				1.33	5.75	6.00	5.75	6.00	5.75					5.83	
Skating Skills				1.33	6.00	6.25	5.75	6.00	6.00					6.00	
Judges Total Program Component Score (factored)														23.48	
Deductions:														0.00	

Rank	Name	Nation	Starting Number	Total Segment Score	Total Element Score	Total Program Component Score (factored)		Total Deductions							
5	Laura SZCZESNA	POL	4	48.71	25.88	23.83		-1.00							
#	Executed Elements	Info	Base Value	GOE	J1	J2	J3	J4	J5	J6	J7	J8	J9	Ref.	Scores of Panel
1	3Lo<	F <	3.92	-1.96	-5	-5	-5	-5	-5						1.96
2	3T+2T		5.50	0.56	1	1	2	2	1						6.06
3	CCoSp4		3.50	0.58	2	1	2	2	0						4.08
4	2A		3.63	x 0.55	2	2	1	2	1						4.18
5	FCSp3		2.80	0.47	2	2	1	1	2						3.27
6	StSq3		3.30	0.44	2	0	2	1	1						3.74
7	SSp3		2.10	0.49	3	0	2	3	2						2.59
			24.75												25.88
Program Components				Factor											
Composition				1.33	6.00	5.25	6.50	6.50	4.75					5.92	
Presentation				1.33	6.50	5.25	6.50	6.00	5.25					5.92	
Skating Skills				1.33	6.25	5.75	6.25	6.25	5.25					6.08	
Judges Total Program Component Score (factored)														23.83	
Deductions:								Falls	-1.00 (1)						-1.00

Rank	Name	Nation	Starting Number	Total Segment Score	Total Element Score	Total Program Component Score (factored)		Total Deductions							
6	Elizabet GERVITS	ISR	2	47.31	23.70	24.61		-1.00							
#	Executed Elements	Info	Base Value	GOE	J1	J2	J3	J4	J5	J6	J7	J8	J9	Ref.	Scores of Panel
1	3Flq	!!q	5.30	-1.41	-2	-3	-3	-3	-2						3.89
2	2A		3.30	0.33	1	1	1	1	1						3.63
3	FCSp4		3.20	0.75	3	2	1	2	3						3.95
4	CCoSp2		2.50	-0.08	0	-1	-2	0	0						2.42
5	3Lzq+COMBO	F q	6.49	x -2.95	-5	-5	-5	-5	-5						3.54
6	StSq2		2.60	0.43	1	1	2	2	2						3.03
7	LSp4		2.70	0.54	2	0	2	2	2						3.24
			26.09												23.70
Program Components				Factor											
Composition				1.33	6.25	6.25	6.25	6.25	6.25					6.25	
Presentation				1.33	6.00	6.00	6.50	6.00	6.25					6.08	
Skating Skills				1.33	6.25	6.25	6.00	6.25	6.00					6.17	
Judges Total Program Component Score (factored)														24.61	
Deductions:								Falls	-1.00 (1)						-1.00

PARTNERS


JUDGES DETAILS PER SKATER
WOMEN SHORT PROGRAM

Rank	Name	Nation	Starting Number	Total Segment Score	Total Element Score	Total Program Component Score (factored)		Total Deductions							
7	Carlotta Maria GARDINI	ITA	12	44.69	22.42	23.27		-1.00							
#	Executed Elements	Info	Base Value	GOE	J1	J2	J3	J4	J5	J6	J7	J8	J9	Ref.	Scores of Panel
1	3Lz!<	!!<	4.72	-2.20	-5	-5	-4	-5	-4						2.52
2	3Loq+COMBO	F q	4.90	-2.45	-5	-5	-5	-5	-5						2.45
3	CCoSp4		3.50	0.35	1	1	1	2	1						3.85
4	2A		3.63	x 0.66	2	1	2	3	2						4.29
5	StSq3		3.30	0.55	2	1	1	2	2						3.85
6	FSSp4		3.00	-0.10	-1	-3	1	-1	2						2.90
7	LSp3		2.40	0.16	2	0	1	1	0						2.56
			25.45												22.42
Program Components				Factor											
Composition				1.33	6.50	5.50	5.50	6.50	5.75				5.92		
Presentation				1.33	6.75	5.25	5.25	6.00	6.00				5.75		
Skating Skills				1.33	6.25	5.50	5.50	6.25	5.75				5.83		
Judges Total Program Component Score (factored)															23.27
Deductions:			Falls	-1.00 (1)									-1.00		

Rank	Name	Nation	Starting Number	Total Segment Score	Total Element Score	Total Program Component Score (factored)		Total Deductions							
8	Michaela VRASTAKOVA	CZE	16	43.52	23.47	21.05		-1.00							
#	Executed Elements	Info	Base Value	GOE	J1	J2	J3	J4	J5	J6	J7	J8	J9	Ref.	Scores of Panel
1	3Lz		5.90	-0.39	-1	-1	0	-2	0						5.51
2	3Lo+COMBO	F	4.90	-2.45	-5	-5	-5	-5	-5						2.45
3	FCSp4		3.20	0.43	1	1	1	2	2						3.63
4	StSq2		2.60	0.00	0	0	0	1	0						2.60
5	2A		3.63	x 0.00	0	0	0	0	0						3.63
6	CCoSp3		3.00	-0.10	-1	-1	1	1	-2						2.90
7	SSp4		2.50	0.25	1	0	1	2	1						2.75
			25.73												23.47
Program Components				Factor											
Composition				1.33	5.50	5.25	5.00	5.75	5.00				5.25		
Presentation				1.33	5.25	5.25	5.00	5.50	5.25				5.25		
Skating Skills				1.33	5.75	5.25	5.25	5.50	5.00				5.33		
Judges Total Program Component Score (factored)															21.05
Deductions:			Falls	-1.00 (1)									-1.00		

Rank	Name	Nation	Starting Number	Total Segment Score	Total Element Score	Total Program Component Score (factored)		Total Deductions							
9	Anna BERGSTROM	FIN	10	43.29	22.78	21.51		-1.00							
#	Executed Elements	Info	Base Value	GOE	J1	J2	J3	J4	J5	J6	J7	J8	J9	Ref.	Scores of Panel
1	3T+3T<	<	7.56	-1.26	-3	-3	-4	-3	-3						6.30
2	3Loq	F q	4.90	-2.45	-5	-5	-5	-5	-5						2.45
3	FCSp4		3.20	0.00	0	0	0	1	0						3.20
4	2A		3.63	x 0.00	0	0	0	1	0						3.63
5	SSp3		2.10	0.14	0	0	1	2	1						2.24
6	StSq1		1.80	0.06	0	0	2	0	1						1.86
7	CCoSp3		3.00	0.10	0	0	2	0	1						3.10
			26.19												22.78
Program Components				Factor											
Composition				1.33	5.50	5.00	6.25	5.50	5.50				5.50		
Presentation				1.33	5.50	5.00	5.75	5.25	5.00				5.25		
Skating Skills				1.33	5.50	5.25	5.75	5.25	5.50				5.42		
Judges Total Program Component Score (factored)															21.51
Deductions:			Falls	-1.00 (1)									-1.00		

PARTNERS


JUDGES DETAILS PER SKATER
WOMEN SHORT PROGRAM

Rank	Name	Nation	Starting Number	Total Segment Score	Total Element Score	Total Program Component Score (factored)	Total Deductions									
10	Gian-Quen ISAACS	RSA	14	42.02	22.09	21.93	-2.00									
#	Executed Elements	Info	Base Value	GOE	J1	J2	J3	J4	J5	J6	J7	J8	J9	Ref.	Scores of Panel	
1	3F	F	5.30	-2.65	-5	-5	-5	-5	-5						2.65	
2	3S+2T		5.60	0.29	0	0	1	1	1						5.89	
3	FSSp4		3.00	0.30	0	2	1	1	1						3.30	
4	2A<<	F <<	1.21	x -0.55	-5	-5	-5	-5	-5						0.66	
5	CCoSp3		3.00	-0.10	-1	1	1	-1	-2						2.90	
6	StSq3		3.30	0.33	1	1	1	0	1						3.63	
7	LSp4		2.70	0.36	0	1	2	2	1						3.06	
			24.11												22.09	
Program Components				Factor												
Composition				1.33	5.75	5.25	6.00	5.50	5.50						5.58	
Presentation				1.33	5.75	5.25	6.25	5.00	5.75						5.58	
Skating Skills				1.33	5.50	5.50	5.25	5.25	5.00						5.33	
Judges Total Program Component Score (factored)															21.93	
Deductions:			Falls	-2.00	(2)											-2.00

Rank	Name	Nation	Starting Number	Total Segment Score	Total Element Score	Total Program Component Score (factored)	Total Deductions									
11	Agnieszka REJMENT	POL	3	38.95	19.67	19.28	0.00									
#	Executed Elements	Info	Base Value	GOE	J1	J2	J3	J4	J5	J6	J7	J8	J9	Ref.	Scores of Panel	
1	3T+2T		5.50	0.00	0	0	0	0	0						5.50	
2	2A		3.30	0.00	0	0	0	0	0						3.30	
3	FSSp3		2.60	-0.52	-2	-3	0	-2	-2						2.08	
4	3S<<	<<	1.43	x -0.65	-5	-5	-4	-5	-5						0.78	
5	CCoSp3		3.00	0.20	1	0	1	1	0						3.20	
6	StSq2		2.60	-0.35	-1	-2	1	-1	-2						2.25	
7	LSp3		2.40	0.16	0	0	1	1	2						2.56	
			20.83												19.67	
Program Components				Factor												
Composition				1.33	5.00	4.50	5.50	5.00	5.00						5.00	
Presentation				1.33	4.75	4.50	5.50	4.50	4.75						4.67	
Skating Skills				1.33	5.00	4.75	5.75	4.75	4.25						4.83	
Judges Total Program Component Score (factored)															19.28	
Deductions:																0.00

Rank	Name	Nation	Starting Number	Total Segment Score	Total Element Score	Total Program Component Score (factored)	Total Deductions									
12	Emilija OZOLA	LAT	17	36.98	19.48	19.50	-2.00									
#	Executed Elements	Info	Base Value	GOE	J1	J2	J3	J4	J5	J6	J7	J8	J9	Ref.	Scores of Panel	
1	3Lz	F	5.90	-2.95	-5	-5	-5	-5	-5						2.95	
2	3Sq+COMBO	F q	4.30	-2.15	-5	-5	-5	-5	-5						2.15	
3	FCSp2		2.30	0.15	1	-1	1	2	0						2.45	
4	2A		3.63	x 0.33	1	0	1	2	1						3.96	
5	StSq2		2.60	0.00	0	0	0	1	0						2.60	
6	SSp3		2.10	0.35	1	0	2	2	2						2.45	
7	CCoSp4		3.50	-0.58	-2	-2	0	-1	-2						2.92	
			24.33												19.48	
Program Components				Factor												
Composition				1.33	5.00	4.50	5.50	5.00	4.75						4.92	
Presentation				1.33	5.00	4.50	5.25	4.50	5.00						4.83	
Skating Skills				1.33	5.00	4.50	5.50	5.00	4.75						4.92	
Judges Total Program Component Score (factored)															19.50	
Deductions:			Falls	-2.00	(2)											-2.00

PARTNERS


JUDGES DETAILS PER SKATER
WOMEN SHORT PROGRAM

Rank	Name	Nation	Starting Number	Total Segment Score	Total Element Score	Total Program Component Score (factored)	Total Deductions								
13	Anastasia GOZHVA	UKR	8	36.53	16.92	21.61	-2.00								
#	Executed Elements	Info	Base Value	GOE	J1	J2	J3	J4	J5	J6	J7	J8	J9	Ref.	Scores of Panel
1	3Lz<	<	4.72	-1.58	-3	-4	-5	-3	-3						3.14
2	3F<<+COMBO	F <<	1.80	-0.90	-5	-5	-5	-5	-5						0.90
3	CCoSp3		3.00	0.30	2	0	-2	2	1						3.30
4	2A<	F <	2.90	x -1.32	-5	-5	-5	-5	-5						1.58
5	StSq3		3.30	0.33	1	1	0	1	1						3.63
6	FCSp3		2.80	0.47	2	2	0	1	2						3.27
7	LSp1		1.50	-0.40	-3	-3	-3	-2	-2						1.10
			20.02												16.92
Program Components				Factor											
Composition				1.33	5.50	5.50	5.00	5.75	5.00					5.33	
Presentation				1.33	5.25	5.50	4.50	5.00	5.50					5.25	
Skating Skills				1.33	5.75	5.75	4.50	6.00	5.50					5.67	
Judges Total Program Component Score (factored)												21.61			
Deductions:			Falls	-2.00 (2)								-2.00			

Rank	Name	Nation	Starting Number	Total Segment Score	Total Element Score	Total Program Component Score (factored)	Total Deductions								
14	Magdalena ZAWADZKA	POL	5	36.14	17.52	20.62	-2.00								
#	Executed Elements	Info	Base Value	GOE	J1	J2	J3	J4	J5	J6	J7	J8	J9	Ref.	Scores of Panel
1	2A		3.30	0.33	1	1	1	1	0						3.63
2	3T<<	F <<	1.30	-0.65	-5	-5	-5	-5	-5						0.65
3	FCSp3		2.80	0.00	0	-1	1	1	-1						2.80
4	3S<<+COMBO	F <	3.78	x -1.72	-5	-5	-5	-5	-5						2.06
5	SSp3		2.10	0.42	2	0	2	2	2						2.52
6	StSq2		2.60	0.26	1	0	1	1	1						2.86
7	CCoSp3		3.00	0.00	0	0	0	1	0						3.00
			18.88												17.52
Program Components				Factor											
Composition				1.33	5.25	5.25	6.25	5.00	4.75					5.17	
Presentation				1.33	5.00	5.00	5.50	4.75	5.25					5.08	
Skating Skills				1.33	5.25	5.25	5.75	5.25	5.25					5.25	
Judges Total Program Component Score (factored)												20.62			
Deductions:			Falls	-2.00 (2)								-2.00			

Rank	Name	Nation	Starting Number	Total Segment Score	Total Element Score	Total Program Component Score (factored)	Total Deductions								
15	Nicola ADAMCZYK	POL	15	30.08	12.00	18.08	0.00								
#	Executed Elements	Info	Base Value	GOE	J1	J2	J3	J4	J5	J6	J7	J8	J9	Ref.	Scores of Panel
1	2A<	<	2.64	-0.62	-2	-3	-3	-2	-2						2.02
2	3S<<+2T<	<<<<	2.34	-0.65	-5	-5	-5	-5	-5						1.69
3	3Lo<<	<<	1.70	-0.85	-5	-5	-4	-5	-5						0.85
4	FSSp3		2.60	-0.69	-4	-4	-2	-2	-1						1.91
5	StSq1		1.80	-0.30	-2	-2	-2	-1	-1						1.50
6	CCoSp2V		1.88	-0.25	-2	-2	0	0	-2						1.63
7	LSp3		2.40	0.00	0	0	1	-1	0						2.40
			15.36												12.00
Program Components				Factor											
Composition				1.33	4.50	4.25	4.75	4.75	4.75					4.67	
Presentation				1.33	4.25	4.25	4.75	4.25	5.00					4.42	
Skating Skills				1.33	4.50	4.50	4.50	4.50	4.50					4.50	
Judges Total Program Component Score (factored)												18.08			
Deductions:												0.00			

PARTNERS


JUDGES DETAILS PER SKATER
WOMEN SHORT PROGRAM

Rank	Name	Nation	Starting Number	Total Segment Score	Total Element Score	Total Program Component Score (factored)	Total Deductions									
16	Julia FENNELL	ISR	9	29.70	13.75	19.95	-4.00									
#	Executed Elements	Info	Base Value	GOE	J1	J2	J3	J4	J5	J6	J7	J8	J9	Ref.	Scores of Panel	
1	3F<<	F <<	1.80	-0.90	-5	-5	-5	-5	-5						0.90	
2	3Lo<<<+COMBO	F <<	1.70	-0.85	-5	-5	-5	-5	-5						0.85	
3	CSp4		2.60	0.26	0	1	1	2	1						2.86	
4	2A<<	F <<	1.21	x -0.55	-5	-5	-5	-5	-5						0.66	
5	FSSp3		2.60	0.35	0	1	1	2	2						2.95	
6	StSq2		2.60	0.26	1	0	2	1	1						2.86	
7	CCoSp2		2.50	0.17	0	1	2	1	0						2.67	
			15.01												13.75	
Program Components			Factor													
Composition			1.33	5.00	4.75	6.50	4.75	5.00							4.92	
Presentation			1.33	4.75	4.75	6.25	4.25	5.50							5.00	
Skating Skills			1.33	4.75	5.00	5.50	5.25	5.00							5.08	
Judges Total Program Component Score (factored)													19.95			
Deductions:			Falls	-4.00	(3)											-4.00

Rank	Name	Nation	Starting Number	Total Segment Score	Total Element Score	Total Program Component Score (factored)	Total Deductions									
17	Catherine-Charlotte LAPIERRE	POL	6	29.44	11.72	18.72	-1.00									
#	Executed Elements	Info	Base Value	GOE	J1	J2	J3	J4	J5	J6	J7	J8	J9	Ref.	Scores of Panel	
1	3S<	F <	3.44	-1.72	-5	-5	-5	-5	-5						1.72	
2	3T<<+2T	<<	2.60	-0.65	-5	-5	-4	-5	-5						1.95	
3	LSp2		1.90	-0.19	-1	-1	-2	-1	-1						1.71	
4	StSq1		1.80	0.06	1	0	2	0	-1						1.86	
5	FSSp2		2.30	-0.92	-4	-4	-3	-4	-4						1.38	
6	1A*	*	0.00	x 0.00	-	-	-	-	-						0.00	
7	CCoSp3		3.00	0.10	0	0	1	1	0						3.10	
			15.04												11.72	
Program Components			Factor													
Composition			1.33	5.25	4.25	5.75	5.00	3.75							4.83	
Presentation			1.33	5.00	4.25	5.25	4.75	4.00							4.67	
Skating Skills			1.33	5.25	4.25	4.50	5.00	4.00							4.58	
Judges Total Program Component Score (factored)													18.72			
Deductions:			Falls	-1.00	(1)											-1.00

Legend:

#	Sequence number	GOE	Grade of Execution	Jx	Judges (x=1-9)	Ref.	Referee
*	Invalid element	<	Under-rotated jump	<<	Downgraded jump	F	Fall
x	Credit for highlight distribution, base value multiplied by 1.1			!	Not clear edge		
q	Jump landed on the quarter						

PARTNERS

**RESULTS****WOMEN FREE SKATING**

Pl.	Name	Nation	Total Segment Score
1	Eliska BREZINOVA	CZE	97.48
2	Kristina ISAEV	GER	97.38
3	Karolina BIALAS	POL	94.54
4	Gian-Quen ISAACS	RSA	94.42
5	Elizabet GERVITS	ISR	94.20
6	Carlotta Maria GARDINI	ITA	88.82
7	Anastasia GOZHVA	UKR	88.13
8	Laura SZCZESNA	POL	87.29
9	Oda HAVGAR	NOR	83.18
10	Michaela VRASTAKOVA	CZE	80.41
11	Anna BERGSTROM	FIN	77.29
12	Emilija OZOLA	LAT	74.19
13	Magdalena ZAWADZKA	POL	71.35
14	Agnieszka REJMENT	POL	69.80
15	Julia FENNELL	ISR	59.18
16	Catherine-Charlotte LAPIERRE	POL	58.00
17	Nicola ADAMCZYK	POL	50.84

Ms. Eva SZILAGYI, ISU
Referee

Ms. Magdalena RUSIECKA, ISU
Technical Controller

PARTNERS

**PANEL OF JUDGES****WOMEN FREE SKATING****Officials**

Technical Controller	Ms. Magdalena RUSIECKA	ISU
Technical Specialist	Ms. Kerstin FRANK	ISU
Technical Specialist	Ms. Dorina SUPAK	ISU

Judges

Referee	Ms. Eva SZILAGYI	ISU
Judge No. 1	Ms. Luiza KOWALCZYK	POL
Judge No. 2	Mr. Marco CICALA	ITA
Judge No. 3	Mr. Slobodan DELIC	SRB
Judge No. 4	Ms. Maria OLESINSKA	POL
Judge No. 5	Mr. Tomas JANECKO	CZE

Data/Replay Operator

Data Operator	Ms. Michaela MILCINSKA	ISU
Replay Operator	Mr. Bartosz LEWANDOWSKI	ISU

PARTNERS


JUDGES DETAILS PER SKATER
WOMEN FREE SKATING

Rank	Name	Nation	Starting Number	Total Segment Score	Total Element Score	Total Program Component Score (factored)				Total Deductions					
1	Eliska BREZINOVA	CZE	14	97.48	49.87	47.61				0.00					
#	Executed Elements	Info	Base Value	GOE	J1	J2	J3	J4	J5	J6	J7	J8	J9	Ref.	Scores of Panel
1	3F		5.30	-0.88	-2	-1	-1	-2	-2						4.42
2	3T+2A+SEQ		7.50	0.70	1	2	0	2	2						8.20
3	3Lz+2T		7.20	0.00	0	0	0	1	0						7.20
4	3Lo		4.90	0.16	0	-1	0	1	1						5.06
5	FCSSp4		3.00	0.00	1	0	-1	0	0						3.00
6	3Lzq	q	6.49	x -2.16	-4	-4	-2	-3	-5						4.33
7	2S+2T+2Loq	q	4.73	x -0.34	-2	-2	-2	0	-2						4.39
8	FCCoSp3		3.00	0.30	2	1	1	1	1						3.30
9	StSq1		1.80	0.12	1	0	1	1	0						1.92
10	ChSq1		3.00	0.33	1	1	2	0	0						3.33
11	1A		1.21	x 0.11	0	1	2	2	0						1.32
12	CCoSp3		3.00	0.40	2	0	2	1	1						3.40
			51.13											49.87	
Program Components				Factor											
Composition				2.67	6.00	6.00	6.00	5.75	5.75					5.92	
Presentation				2.67	6.00	5.75	6.25	5.50	5.75					5.83	
Skating Skills				2.67	6.25	6.25	6.00	5.75	6.00					6.08	
Judges Total Program Component Score (factored)														47.61	
Deductions:											0.00				
Rank	Name	Nation	Starting Number	Total Segment Score	Total Element Score	Total Program Component Score (factored)				Total Deductions					
2	Kristina ISAEV	GER	17	97.38	48.56	49.82				-1.00					
#	Executed Elements	Info	Base Value	GOE	J1	J2	J3	J4	J5	J6	J7	J8	J9	Ref.	Scores of Panel
1	3S+2T		5.60	0.57	0	1	2	2	1						6.17
2	3Lzq	q	5.90	-1.18	-2	-2	-2	-2	-2						4.72
3	3F!<	! <	4.24	-1.27	-3	-3	-3	-4	-2						2.97
4	3S<	F <	3.44	-1.72	-5	-5	-5	-5	-5						1.72
5	FSSp3		2.60	-0.09	0	1	-1	-2	0						2.51
6	ChSq1		3.00	0.83	2	1	2	0	2						3.83
7	3T<+2Aq+2Loq+SEQ	< q q	9.20	x -1.68	-5	-5	-4	-5	-5						7.52
8	3T<	<	3.70	x -1.01	-3	-3	-3	-2	-3						2.69
9	2Aq+2Lo	q	5.50	x -0.66	-2	-2	-2	-2	-2						4.84
10	StSq4		3.90	0.78	2	2	2	2	2						4.68
11	CCoSp4		3.50	0.35	1	1	2	0	1						3.85
12	LSp4		2.70	0.36	1	1	2	2	1						3.06
			53.28											48.56	
Program Components				Factor											
Composition				2.67	6.00	6.00	6.00	6.00	6.50					6.00	
Presentation				2.67	6.50	6.25	5.75	6.25	6.75					6.33	
Skating Skills				2.67	6.25	6.50	5.75	6.25	6.50					6.33	
Judges Total Program Component Score (factored)														49.82	
Deductions:											Falls	-1.00 (1)	-1.00		

PARTNERS


JUDGES DETAILS PER SKATER
WOMEN FREE SKATING

Rank	Name	Nation	Starting Number	Total Segment Score	Total Element Score	Total Program Component Score (factored)				Total Deductions					
3	Karolina BIALAS	POL	16	94.54	44.27	50.27				0.00					
#	Executed Elements	Info	Base Value	GOE	J1	J2	J3	J4	J5	J6	J7	J8	J9	Ref.	Scores of Panel
1	2F!	!	1.80	0.06	1	0	1	-2	0						1.86
2	3Lo<	<	3.92	-0.65	-1	-2	-1	-2	-2						3.27
3	3S<+1Eu+2S	<	5.24	-0.69	-2	-2	-2	-2	-1						4.55
4	2A		3.30	0.44	1	1	1	2	2						3.74
5	CSp3		2.30	0.38	2	1	1	2	2						2.68
6	FSSp4		3.00	0.60	2	1	2	2	2						3.60
7	3Tq+2T	q	6.05	x -0.70	-2	-2	-1	-2	-1						5.35
8	3T		4.62	x 0.14	0	0	2	1	0						4.76
9	ChSq1		3.00	0.83	2	2	3	1	1						3.83
10	2A+2T		5.06	x -0.11	0	-1	1	-2	0						4.95
11	StSq3		3.30	0.55	2	2	2	1	1						3.85
12	CCoSp2		2.50	-0.67	-3	-4	1	-2	-3						1.83
			44.09											44.27	
Program Components				Factor											
Composition				2.67	6.75	6.25	6.25	6.25	6.50					6.33	
Presentation				2.67	6.50	6.00	6.00	6.00	6.00					6.17	
Skating Skills				2.67	6.25	6.75	6.50	6.25	6.25					6.33	
Judges Total Program Component Score (factored)														50.27	
Deductions:											0.00				
Rank	Name	Nation	Starting Number	Total Segment Score	Total Element Score	Total Program Component Score (factored)				Total Deductions					
4	Gian-Quen ISAACS	RSA	8	94.42	50.24	45.18				-1.00					
#	Executed Elements	Info	Base Value	GOE	J1	J2	J3	J4	J5	J6	J7	J8	J9	Ref.	Scores of Panel
1	3S		4.30	0.72	1	1	2	2	2						5.02
2	3F		5.30	0.35	1	0	0	1	1						5.65
3	2F		1.80	0.30	3	1	2	2	1						2.10
4	2A+2Aq+SEQ	q	6.60	-0.77	-3	-3	-2	-2	-2						5.83
5	FSSp4		3.00	0.30	0	1	0	2	2						3.30
6	StSq3		3.30	0.00	1	0	-2	0	0						3.30
7	3T+2T		6.05	x 0.56	1	0	2	2	1						6.61
8	3S+1Eu+2S		6.71	x -1.00	-3	-2	-4	-2	-2						5.71
9	3Tq	F q	4.62	x -2.10	-5	-5	-5	-5	-5						2.52
10	ChSq1		3.00	0.50	1	1	0	1	1						3.50
11	CCoSp4		3.50	0.23	1	0	1	1	0						3.73
12	LSp4		2.70	0.27	1	1	1	2	1						2.97
			50.88											50.24	
Program Components				Factor											
Composition				2.67	4.75	5.00	6.00	6.00	6.00					5.67	
Presentation				2.67	5.00	5.25	5.75	5.50	6.00					5.50	
Skating Skills				2.67	5.75	5.50	5.75	5.75	5.75					5.75	
Judges Total Program Component Score (factored)														45.18	
Deductions:											Falls	-1.00 (1)	-1.00		

PARTNERS


JUDGES DETAILS PER SKATER
WOMEN FREE SKATING

Rank	Name	Nation	Starting Number	Total Segment Score	Total Element Score	Total Program Component Score (factored)	Total Deductions								
5	Elizabet GERVITS	ISR	12	94.20	49.72	46.48	-2.00								
#	Executed Elements	Info	Base Value	GOE	J1	J2	J3	J4	J5	J6	J7	J8	J9	Ref.	Scores of Panel
1	3F+2T		6.60	0.71	1	1	2	2	1						7.31
2	3Lzq+2A<+SEQ	q <	8.54	-2.36	-4	-4	-4	-4	-5						6.18
3	3S		4.30	0.14	1	0	0	0	1						4.44
4	3Loq	F q	4.90	-2.45	-5	-5	-5	-5	-5						2.45
5	CCoSp4		3.50	0.12	1	1	1	-1	-1						3.62
6	StSq3		3.30	0.44	2	1	-5	2	1						3.74
7	3Fq	F q	5.83	x -2.65	-5	-5	-5	-5	-5						3.18
8	3Lzq	q	6.49	x -1.77	-3	-3	-3	-3	-4						4.72
9	ChSq1		3.00	0.17	-1	0	1	0	1						3.17
10	2A+1Eu+2S		5.61	x -0.11	0	-1	-2	0	0						5.50
11	FCSp2		2.30	0.23	2	1	-1	1	1						2.53
12	LSp3		2.40	0.48	3	2	2	1	2						2.88
			56.77												49.72
Program Components				Factor											
Composition				2.67	5.75	5.50	5.25	5.50	5.75						5.58
Presentation				2.67	6.00	5.75	5.50	5.25	6.25						5.75
Skating Skills				2.67	6.25	6.25	5.75	6.00	6.00						6.08
Judges Total Program Component Score (factored)														46.48	
Deductions:				Falls	-2.00 (2)										-2.00

Rank	Name	Nation	Starting Number	Total Segment Score	Total Element Score	Total Program Component Score (factored)	Total Deductions								
6	Carlotta Maria GARDINI	ITA	11	88.82	40.76	48.06	0.00								
#	Executed Elements	Info	Base Value	GOE	J1	J2	J3	J4	J5	J6	J7	J8	J9	Ref.	Scores of Panel
1	1Lz		0.60	-0.02	-1	-1	0	0	0						0.58
2	3Loq	q	4.90	-1.47	-3	-5	-2	-3	-3						3.43
3	3S		4.30	0.29	0	1	1	1	0						4.59
4	2A		3.30	0.22	1	0	0	2	1						3.52
5	CCoSp4		3.50	0.70	2	2	2	2	1						4.20
6	2F!+2T	!	3.41	x -0.12	1	-1	0	-2	-1						3.29
7	StSq1		1.80	0.36	2	2	2	2	1						2.16
8	3S<+2T	<	5.21	x -0.69	-2	-2	-3	-2	-2						4.52
9	2F!+1Eu+2S	!	3.96	x -0.18	-1	-1	-1	-2	-1						3.78
10	FCCoSp4		3.50	0.12	1	0	0	1	0						3.62
11	ChSq1		3.00	0.83	2	1	2	2	1						3.83
12	LSp4		2.70	0.54	2	2	2	2	2						3.24
			40.18												40.76
Program Components				Factor											
Composition				2.67	5.75	6.25	5.75	6.25	6.00						6.00
Presentation				2.67	6.00	6.50	6.00	5.75	6.00						6.00
Skating Skills				2.67	6.00	6.00	6.00	6.25	5.75						6.00
Judges Total Program Component Score (factored)														48.06	
Deductions:														0.00	

PARTNERS


JUDGES DETAILS PER SKATER
WOMEN FREE SKATING

Rank	Name	Nation	Starting Number	Total Segment Score	Total Element Score	Total Program Component Score (factored)				Total Deductions					
7	Anastasia GOZHVA	UKR	5	88.13	42.95	45.18				0.00					
#	Executed Elements	Info	Base Value	GOE	J1	J2	J3	J4	J5	J6	J7	J8	J9	Ref.	Scores of Panel
1	2Aq	q	3.30	-1.10	-3	-5	-2	-2	-5						2.20
2	3Lz!	!	5.90	-0.39	-1	-1	1	-2	0						5.51
3	2F		1.80	-0.72	-4	-4	-4	-3	-5						1.08
4	3Lz!+2T	!	7.20	-1.18	-2	-2	-2	-2	-1						6.02
5	ChSq1		3.00	0.50	1	1	1	1	1						3.50
6	3Lo+1A+SEQ		6.60	x 0.00	0	0	-2	0	0						6.60
7	3Lo<	<	4.31	x -0.78	-1	-2	-3	-2	-2						3.53
8	2S+2T<<	<<	1.87	x -0.65	-5	-5	-4	-5	-5						1.22
9	FCSp3		2.80	0.56	2	3	2	1	2						3.36
10	LSp3		2.40	0.48	2	0	2	2	2						2.88
11	StSq3		3.30	0.55	1	1	2	2	2						3.85
12	CCoSp3		3.00	0.20	2	1	0	0	1						3.20
			45.48												42.95
Program Components				Factor											
Composition				2.67	6.00	5.75	5.75	5.50	5.50					5.67	
Presentation				2.67	5.75	5.75	5.50	5.00	5.50					5.58	
Skating Skills				2.67	5.75	6.50	5.75	5.50	5.50					5.67	
Judges Total Program Component Score (factored)															45.18
Deductions:															0.00
Rank	Name	Nation	Starting Number	Total Segment Score	Total Element Score	Total Program Component Score (factored)				Total Deductions					
8	Laura SZCZESNA	POL	13	87.29	42.44	45.85				-1.00					
#	Executed Elements	Info	Base Value	GOE	J1	J2	J3	J4	J5	J6	J7	J8	J9	Ref.	Scores of Panel
1	3Lo<	<	3.92	-0.91	-2	-3	-3	-2	-1						3.01
2	3F<	<	4.24	-1.98	-5	-5	-3	-4	-5						2.26
3	3T+2Tq	q	5.50	-1.12	-2	-3	-2	-3	-3						4.38
4	FCSp3		2.80	0.09	1	0	0	0	1						2.89
5	3S		4.30	-0.14	0	-2	-1	0	0						4.16
6	CCoSp3		3.00	0.10	0	-3	1	1	0						3.10
7	3T		4.62	x 0.56	1	0	2	2	1						5.18
8	StSq2		2.60	0.09	1	-2	0	0	1						2.69
9	2A+1Eu+2S		5.61	x -0.33	-2	-1	-3	0	0						5.28
10	3S+2Tq	F q	6.16	x -2.15	-5	-5	-5	-5	-5						4.01
11	ChSq1		3.00	0.17	0	-2	1	0	1						3.17
12	SSp3		2.10	0.21	2	0	0	1	2						2.31
			47.85												42.44
Program Components				Factor											
Composition				2.67	5.50	4.75	5.50	6.00	6.00					5.67	
Presentation				2.67	5.50	4.75	5.75	5.75	6.25					5.67	
Skating Skills				2.67	5.75	5.75	5.75	6.00	6.25					5.83	
Judges Total Program Component Score (factored)															45.85
Deductions:			Falls	-1.00	(1)										-1.00

PARTNERS


JUDGES DETAILS PER SKATER
WOMEN FREE SKATING

Rank	Name	Nation	Starting Number	Total Segment Score	Total Element Score	Total Program Component Score (factored)				Total Deductions					
9	Oda HAVGAR	NOR	15	83.18	36.91	46.27				0.00					
#	Executed Elements	Info	Base Value	GOE	J1	J2	J3	J4	J5	J6	J7	J8	J9	Ref.	Scores of Panel
1	2A+A+SEQ		3.30	-1.32	-5	-5	-3	-4	-3						1.98
2	1Lo		0.50	-0.02	-1	-1	0	0	0						0.48
3	3S+2T		5.60	0.43	1	1	2	1	1						6.03
4	3T		4.20	0.00	-1	0	1	-1	1						4.20
5	CCoSp3		3.00	0.30	1	1	1	0	1						3.30
6	2F		1.80	0.24	1	1	2	2	1						2.04
7	2S+2S+2T		4.29	x 0.00	0	0	2	0	0						4.29
8	2Lz!	!	2.31	x -0.14	-1	-1	0	-2	0						2.17
9	ChSq1		3.00	0.67	1	1	2	0	2						3.67
10	FCCoSp4		3.50	0.00	0	-2	1	0	0						3.50
11	LSp3		2.40	0.16	0	-1	2	1	1						2.56
12	StSq2		2.60	0.09	0	0	1	0	1						2.69
			36.50											36.91	
Program Components				Factor											
Composition				2.67	5.50	5.50	6.25	5.50	6.25					5.75	
Presentation				2.67	5.50	5.50	6.25	5.75	6.50					5.83	
Skating Skills				2.67	5.00	5.75	5.75	5.75	6.25					5.75	
Judges Total Program Component Score (factored)												46.27			
Deductions:										0.00					
Rank	Name	Nation	Starting Number	Total Segment Score	Total Element Score	Total Program Component Score (factored)				Total Deductions					
10	Michaela VRASTAKOVA	CZE	10	80.41	39.03	41.38				0.00					
#	Executed Elements	Info	Base Value	GOE	J1	J2	J3	J4	J5	J6	J7	J8	J9	Ref.	Scores of Panel
1	2Lz		2.10	-0.63	-3	-3	-4	-3	-3						1.47
2	3Lo		4.90	-1.14	-2	-2	-2	-4	-3						3.76
3	3S		4.30	-1.15	-3	-2	-3	-3	-2						3.15
4	3T		4.20	0.14	0	1	0	1	0						4.34
5	ChSq1		3.00	0.17	0	0	1	1	0						3.17
6	CSSp3		2.60	0.00	0	0	0	0	0						2.60
7	3S+2T		6.16	x 0.00	0	-1	0	0	0						6.16
8	3T+REP		3.23	x -0.56	-2	-1	-1	-2	-1						2.67
9	2A		3.63	x 0.11	0	0	-1	1	1						3.74
10	StSq2		2.60	0.00	0	0	0	0	1						2.60
11	FCCoSp4		3.50	-0.23	-1	0	1	-1	-1						3.27
12	CCoSp3V		2.25	-0.15	-1	0	1	-2	-1						2.10
			42.47											39.03	
Program Components				Factor											
Composition				2.67	5.00	5.00	5.25	5.25	5.25					5.17	
Presentation				2.67	5.00	4.75	5.25	5.00	5.00					5.00	
Skating Skills				2.67	5.25	5.25	5.50	5.50	5.00					5.33	
Judges Total Program Component Score (factored)												41.38			
Deductions:										0.00					

PARTNERS


JUDGES DETAILS PER SKATER
WOMEN FREE SKATING

Rank	Name	Nation	Starting Number	Total Segment Score	Total Element Score	Total Program Component Score (factored)				Total Deductions					
11	Anna BERGSTROM	FIN	9	77.29	33.02	44.27				0.00					
#	Executed Elements	Info	Base Value	GOE	J1	J2	J3	J4	J5	J6	J7	J8	J9	Ref.	Scores of Panel
1	3T+3Tq	q	8.40	-1.68	-4	-4	-3	-4	-4						6.72
2	3Lo<	<	3.92	-0.78	-2	-3	-2	-2	-2						3.14
3	2F+2T		3.10	0.18	0	1	2	1	1						3.28
4	SSp3		2.10	0.21	1	-1	1	1	1						2.31
5	3S<	<	3.44	-1.03	-3	-4	-3	-3	-2						2.41
6	ChSq1		3.00	-0.17	-1	-1	1	0	0						2.83
7	2F		1.98	x 0.00	-1	0	0	0	0						1.98
8	3S+REP		3.31	x -1.86	-5	-5	-3	-4	-4						1.45
9	2Aq	q	3.63	x -1.65	-5	-5	-2	-5	-5						1.98
10	FCSp2		2.30	-0.31	-2	-2	-1	1	-1						1.99
11	StSq2		2.60	0.26	0	-1	2	2	1						2.86
12	CCoSp1		2.00	0.07	0	-1	1	1	0						2.07
			39.78												33.02
Program Components				Factor											
Composition				2.67	4.50	5.25	6.00	6.00	5.50					5.58	
Presentation				2.67	5.00	4.75	5.75	5.75	5.50					5.42	
Skating Skills				2.67	5.25	5.50	6.25	5.75	5.50					5.58	
Judges Total Program Component Score (factored)														44.27	
Deductions:															0.00
Rank	Name	Nation	Starting Number	Total Segment Score	Total Element Score	Total Program Component Score (factored)				Total Deductions					
12	Emilija OZOLA	LAT	6	74.19	37.26	36.93				0.00					
#	Executed Elements	Info	Base Value	GOE	J1	J2	J3	J4	J5	J6	J7	J8	J9	Ref.	Scores of Panel
1	2Lz+2Lo		3.80	0.00	0	0	-1	0	0						3.80
2	3S+2T		5.60	-1.15	-3	-2	-4	-3	-2						4.45
3	2A+2T+2Lo		6.30	0.00	0	-1	1	0	0						6.30
4	FCSp2		2.30	0.00	0	0	1	0	0						2.30
5	3S		4.30	0.29	0	-1	2	2	0						4.59
6	2A		3.63	x 0.11	0	0	0	1	1						3.74
7	2F		1.98	x 0.00	0	-1	0	0	0						1.98
8	SSp3		2.10	0.07	0	0	1	0	1						2.17
9	StSq1		1.80	-0.36	-2	-2	-2	-2	-2						1.44
10	ChSq1		3.00	-0.50	1	0	-2	-2	-1						2.50
11	2Lz		2.31	x -0.07	0	-1	-1	0	0						2.24
12	CCoSp2		2.50	-0.75	-3	-4	-3	-3	-3						1.75
			39.62												37.26
Program Components				Factor											
Composition				2.67	4.50	4.50	4.75	4.50	5.00					4.58	
Presentation				2.67	4.50	4.50	4.75	4.50	5.00					4.58	
Skating Skills				2.67	4.50	4.75	4.25	4.75	4.75					4.67	
Judges Total Program Component Score (factored)														36.93	
Deductions:															0.00

PARTNERS


JUDGES DETAILS PER SKATER
WOMEN FREE SKATING

Rank	Name	Nation	Starting Number	Total Segment Score	Total Element Score	Total Program Component Score (factored)				Total Deductions					
13	Magdalena ZAWADZKA	POL	4	71.35	32.60	38.75				0.00					
#	Executed Elements	Info	Base Value	GOE	J1	J2	J3	J4	J5	J6	J7	J8	J9	Ref.	Scores of Panel
1	2A		3.30	0.11	0	0	0	1	2						3.41
2	3Tq	q	4.20	-2.10	-5	-5	-4	-5	-5						2.10
3	1S		0.40	0.00	0	0	-1	0	0						0.40
4	2A		3.30	-0.33	-1	-1	-2	-1	-1						2.97
5	2Lz+1Eu+2S		3.90	0.00	0	0	-2	0	0						3.90
6	FCCoSp2		2.50	0.00	1	1	-2	-1	0						2.50
7	ChSq1		3.00	0.00	0	0	0	0	0						3.00
8	2F+2T		3.41	x 0.00	0	0	1	0	0						3.41
9	2F+2T		3.41	x 0.00	0	0	0	0	0						3.41
10	FSSp3		2.60	0.26	2	1	1	-2	1						2.86
11	StSq1		1.80	-0.06	0	0	-2	-1	0						1.74
12	CCoSp3		3.00	-0.10	0	0	-1	0	-1						2.90
			34.82												32.60
Program Components				Factor											
Composition				2.67	4.25	5.25	4.75	5.00	5.00						4.92
Presentation				2.67	4.50	5.00	4.50	4.75	4.75						4.67
Skating Skills				2.67	4.50	5.50	4.50	5.25	5.00						4.92
Judges Total Program Component Score (factored)														38.75	
Deductions:											0.00				
Rank	Name	Nation	Starting Number	Total Segment Score	Total Element Score	Total Program Component Score (factored)				Total Deductions					
14	Agnieszka REJMENT	POL	7	69.80	33.66	37.14				-1.00					
#	Executed Elements	Info	Base Value	GOE	J1	J2	J3	J4	J5	J6	J7	J8	J9	Ref.	Scores of Panel
1	3T+2T		5.50	0.00	0	0	0	0	0						5.50
2	2A		3.30	-0.33	-2	-1	-1	-1	-1						2.97
3	FSSp3		2.60	0.26	1	1	1	1	1						2.86
4	2Aq	q	3.30	-0.66	-2	-3	-1	-2	-2						2.64
5	2F		1.80	-0.24	-1	-2	-1	-2	-1						1.56
6	LSp3		2.40	0.24	1	1	1	1	0						2.64
7	ChSq1		3.00	-0.50	-2	-1	-1	0	-1						2.50
8	3T<	F <	3.70	x -1.68	-5	-5	-5	-5	-5						2.02
9	2F!+2T	!	3.41	x -0.18	-1	-1	0	-2	-1						3.23
10	2S+1A+1A+SEQ		3.85	x 0.00	0	0	-1	0	0						3.85
11	StSq1		1.80	-0.24	-1	-2	-2	0	-1						1.56
12	CCoSp2		2.50	-0.17	0	-1	0	-1	-1						2.33
			37.16												33.66
Program Components				Factor											
Composition				2.67	4.00	4.00	4.75	5.00	5.00						4.58
Presentation				2.67	4.25	4.25	4.75	4.75	5.00						4.58
Skating Skills				2.67	4.50	4.50	5.00	4.75	5.00						4.75
Judges Total Program Component Score (factored)														37.14	
Deductions:											Falls	-1.00 (1)	-1.00		

PARTNERS


JUDGES DETAILS PER SKATER
WOMEN FREE SKATING

Rank	Name	Nation	Starting Number	Total Segment Score	Total Element Score	Total Program Component Score (factored)				Total Deductions					
15	Julia FENNELL	ISR	2	59.18	22.70	36.48				0.00					
#	Executed Elements	Info	Base Value	GOE	J1	J2	J3	J4	J5	J6	J7	J8	J9	Ref.	Scores of Panel
1	3F!<<	! <<	1.80	-0.90	-5	-5	-4	-5	-5						0.90
2	3Lo<<<	<<<	1.70	-0.85	-5	-5	-5	-5	-5						0.85
3	3Lo<<<+REP	<<<	1.19	-0.85	-5	-5	-4	-5	-5						0.34
4	2A<	<	2.64	-0.79	-3	-3	-3	-4	-3						1.85
5	CCoSp3		3.00	0.10	0	0	1	1	0						3.10
6	2F!	!	1.98	x -0.84	-5	-5	-2	-5	-4						1.14
7	2A<<<	<<<	1.21	x -0.48	-5	-4	-4	-4	-5						0.73
8	CSp2		1.80	0.18	-1	1	1	1	1						1.98
9	ChSq1		3.00	0.67	1	2	2	1	1						3.67
10	2S+1Eu+2S		3.41	x -0.13	-1	-1	-1	-3	-1						3.28
11	StSq1		1.80	0.06	0	0	1	1	0						1.86
12	FSSp4		3.00	0.00	0	0	0	0	0						3.00
			26.53												22.70
Program Components				Factor											
Composition				2.67	4.00	4.25	5.25	4.75	4.50					4.50	
Presentation				2.67	4.00	4.75	4.50	4.50	4.75					4.58	
Skating Skills				2.67	4.25	4.75	4.50	5.00	4.50					4.58	
Judges Total Program Component Score (factored)														36.48	
Deductions:											0.00				
Rank	Name	Nation	Starting Number	Total Segment Score	Total Element Score	Total Program Component Score (factored)				Total Deductions					
16	Catherine-Charlotte LAPIERRE	POL	1	58.00	23.61	35.39				-1.00					
#	Executed Elements	Info	Base Value	GOE	J1	J2	J3	J4	J5	J6	J7	J8	J9	Ref.	Scores of Panel
1	3S<	<	3.44	-1.72	-5	-5	-3	-5	-5						1.72
2	2Lz+2T+1Lo		3.90	-0.14	0	-1	-3	-1	0						3.76
3	2A<	F <	2.64	-1.32	-5	-5	-5	-5	-5						1.32
4	2T		1.30	0.00	0	0	0	0	0						1.30
5	LSp4		2.70	-0.09	0	-1	-1	0	0						2.61
6	3S<<+REP	<	2.41	-1.61	-5	-5	-3	-4	-5						0.80
7	1F		0.55	x -0.03	-1	-1	0	-1	0						0.52
8	FSSp4		3.00	-0.30	-1	-1	-3	0	-1						2.70
9	StSq1		1.80	-0.30	-1	-2	-3	-2	-1						1.50
10	ChSq1		3.00	-0.33	0	0	-2	-2	0						2.67
11	2Lz		2.31	x 0.00	0	0	0	0	0						2.31
12	CCoSp3		3.00	-0.60	-2	-2	-2	-2	-2						2.40
			30.05												23.61
Program Components				Factor											
Composition				2.67	4.00	4.50	4.50	5.00	4.50					4.50	
Presentation				2.67	3.75	4.25	4.25	4.50	4.25					4.25	
Skating Skills				2.67	4.50	5.25	4.00	4.75	4.25					4.50	
Judges Total Program Component Score (factored)														35.39	
Deductions:											Falls	-1.00 (1)	-1.00		

PARTNERS


JUDGES DETAILS PER SKATER
WOMEN FREE SKATING

Rank	Name	Nation	Starting Number	Total Segment Score	Total Element Score	Total Program Component Score (factored)				Total Deductions						
17	Nicola ADAMCZYK	POL	3	50.84	18.17	32.67				0.00						
#	Executed Elements	Info	Base Value	GOE	J1	J2	J3	J4	J5	J6	J7	J8	J9	Ref.	Scores of Panel	
1	2A<<	<<	1.10	-0.55	-5	-5	-5	-5	-5						0.55	
2	3S<<	<<	1.30	-0.65	-5	-5	-4	-5	-5						0.65	
3	2F		1.80	0.00	0	0	-1	0	0						1.80	
4	2A<<	<<	1.10	-0.37	-3	-3	-4	-4	-3						0.73	
5	LSp3		2.40	0.24	1	1	1	1	2						2.64	
6	StSqB		1.50	-0.20	-1	-2	-2	0	-1						1.30	
7	1Lz		0.66	x -0.06	-1	-1	0	-1	-1						0.60	
8	2F+2T		3.41	x -0.36	-2	-1	-4	-3	0						3.05	
9	1Lz!	!	0.66	x -0.08	-1	-2	-1	-2	0						0.58	
10	CCoSp2V		1.88	-0.38	0	-2	-2	-2	-2						1.50	
11	FSSp3		2.60	0.00	0	-1	0	0	0						2.60	
12	ChSq1		3.00	-0.83	-1	-3	-2	-1	-2						2.17	
			21.41												18.17	
Program Components				Factor												
Composition				2.67	3.75	3.25	4.00	4.50	4.50							4.08
Presentation				2.67	3.75	3.75	4.25	4.25	4.25							4.08
Skating Skills				2.67	4.00	3.50	4.00	4.50	4.25							4.08
Judges Total Program Component Score (factored)														32.67		
Deductions:											0.00					

Legend:										
#	Sequence number	GOE	Grade of Execution	Jx	Judges (x=1-9)	Ref.	Referee			
<	Under-rotated jump	<<	Downgraded jump	x	Credit for highlight distribution, base value multiplied by 1.1					
!	Not clear edge	REP	Jump repetition	F	Fall	q	Jump landed on the quarter			

PARTNERS



PAIRS

Jantor Ice Rink	19 OCT 2024	18:35	Short Program
	20 OCT 2024	14:55	Free Skating

Size of Skating Arena:	30m*60m
Ice Conditions:	very good
Number of Entries:	5
Number of Participants:	5

Entry Withdrawn:

Short Program			
Duration:	2:40 +/- 10 seconds		
Segment Factor:	1.00		
Program Component Factors:	Composition		1.33
	Presentation		1.33
	Skating Skills		1.33

Free Skating			
Duration:	4:00 +/- 10 seconds		
Segment Factor:	1.00		
Program Component Factors:	Composition		2.67
	Presentation		2.67
	Skating Skills		2.67

PARTNERS






RESULTS

PAIRS

Pl. Name	Nation	Total Score	SP	FS
1 Rebecca GHILARDI / Filippo AMBROSINI	ITA	193.33	1	1
2 Ioulia CHTCHETININA / Michal WOZNIAK	POL	179.25	2	2
3 Irma CALDARA / Riccardo MAGLIO	ITA	152.77	3	4
4 Letizia ROSCHER / Luis SCHUSTER	GER	150.61	4	3
5 Julia MAUDER / Johannes WILKINSON	RSA	124.60	5	5


Ms. Eva SZILAGYI, ISU
Referee


Ms. Anna SIEROCKA, ISU
Technical Controller

Legend:

SP	Short Program	FS	Free Skating	Pl.	Place
----	---------------	----	--------------	-----	-------

PARTNERS



Polska Grupa Energetyczna



Ministerstwo Sportu i Turystyki



Województwo Śląskie





RESULTS

PAIRS SHORT PROGRAM

Pl.	Name	Nation	Total Segment Score
1	Rebecca GHILARDI / Filippo AMBROSINI	ITA	63.72
2	Ioulia CHTCHETININA / Michal WOZNIAK	POL	60.23
3	Irma CALDARA / Riccardo MAGLIO	ITA	56.89
4	Letizia ROSCHER / Luis SCHUSTER	GER	52.59
5	Julia MAUDER / Johannes WILKINSON	RSA	41.54

Ms. Eva SZILAGYI, ISU
Referee

Ms. Anna SIEROCKA, ISU
Technical Controller

PARTNERS

**PANEL OF JUDGES**
PAIRS SHORT PROGRAM**Officials**

Technical Controller	Ms. Anna SIEROCKA	ISU
Technical Specialist	Ms. Kerstin FRANK	ISU
Technical Specialist	Ms. Diana RISKOVA	ISU

Judges

Referee	Ms. Eva SZILAGYI	ISU
Judge No. 1	Ms. Joanna DAROS-PAWLYTA	POL
Judge No. 2	Ms. Vera PUPSOVA	CZE
Judge No. 3	Mr. Slobodan DELIC	SRB
Judge No. 4	Mr. Marco CICALA	ITA
Judge No. 5	Ms. Viktoriya SACHKOVA	POL

Data/Replay Operator

Data Operator	Ms. Michaela MILCINSKA	ISU
Replay Operator	Mr. Bartosz LEWANDOWSKI	ISU

PARTNERS


JUDGES DETAILS PER SKATER
PAIRS SHORT PROGRAM

Rank	Name	Nation	Starting Number	Total Segment Score	Total Element Score	Total Program Component Score (factored)	Total Deductions								
1	Rebecca GHILARDI / Filippo AMBROSINI	ITA	5	63.72	33.46	31.26	-1.00								
#	Executed Elements	Info	Base Value	GOE	J1	J2	J3	J4	J5	J6	J7	J8	J9	Ref.	Scores of Panel
1	3Tw3		5.70	0.57	1	0	-1	2	2						6.27
2	2A		3.30	0.55	2	1	1	2	2						3.85
3	3LzTh	F	5.30	-2.65	-5	-5	-5	-5	-5						2.65
4	4Li3		4.70	1.72	4	3	2	4	4						6.42
5	BoDs3		4.40	1.03	1	2	2	3	3						5.43
6	StSq3		3.30	0.99	3	3	3	3	4						4.29
7	CCoSp4		3.50	1.05	2	3	3	3	3						4.55
			30.20												33.46
Program Components			Factor												
	Composition		1.33	8.00	8.00	6.75	8.00	8.00							8.00
	Presentation		1.33	8.00	8.00	6.75	7.50	7.75							7.75
	Skating Skills		1.33	7.75	7.75	6.25	7.75	7.75							7.75
Judges Total Program Component Score (factored)															31.26
Deductions:			Falls	-1.00 (1)											-1.00

Rank	Name	Nation	Starting Number	Total Segment Score	Total Element Score	Total Program Component Score (factored)	Total Deductions								
2	Ioulia CHTCHETININA / Michal WOZNIAK	POL	4	60.23	32.97	27.26	0.00								
#	Executed Elements	Info	Base Value	GOE	J1	J2	J3	J4	J5	J6	J7	J8	J9	Ref.	Scores of Panel
1	3Tw3		5.70	0.95	2	3	1	1	2						6.65
2	3Tq	q	4.20	-0.84	-2	-2	0	-3	-2						3.36
3	3FTh		5.30	-0.35	-1	-1	0	-1	0						4.95
4	CCoSp4		3.50	0.58	1	2	2	1	3						4.08
5	4Li4		5.10	-0.51	0	-3	2	-2	-1						4.59
6	BoDs2		4.00	0.53	0	0	2	2	2						4.53
7	StSq4		3.90	0.91	1	2	3	2	3						4.81
			31.70												32.97
Program Components			Factor												
	Composition		1.33	7.00	6.75	7.25	6.75	7.00							6.92
	Presentation		1.33	6.75	6.75	7.75	6.25	7.00							6.83
	Skating Skills		1.33	6.75	6.75	6.75	6.75	6.75							6.75
Judges Total Program Component Score (factored)															27.26
Deductions:															0.00

Rank	Name	Nation	Starting Number	Total Segment Score	Total Element Score	Total Program Component Score (factored)	Total Deductions								
3	Irma CALDARA / Riccardo MAGLIO	ITA	2	56.89	30.84	26.05	0.00								
#	Executed Elements	Info	Base Value	GOE	J1	J2	J3	J4	J5	J6	J7	J8	J9	Ref.	Scores of Panel
1	2A		3.30	-0.99	-3	-3	-3	-4	-2						2.31
2	3Tw3		5.70	1.33	3	2	3	2	2						7.03
3	3LoTh		5.00	-0.50	0	-3	-3	0	0						4.50
4	4Li3		4.70	0.31	1	0	-1	2	1						5.01
5	BoDs4		4.80	0.48	1	1	1	-1	3						5.28
6	StSq2		2.60	0.26	1	1	2	1	1						2.86
7	CCoSp4		3.50	0.35	0	1	2	0	2						3.85
			29.60												30.84
Program Components			Factor												
	Composition		1.33	6.50	6.50	7.00	6.75	6.25							6.58
	Presentation		1.33	6.75	6.00	6.50	6.75	6.25							6.50
	Skating Skills		1.33	6.75	6.25	6.75	6.50	6.00							6.50
Judges Total Program Component Score (factored)															26.05
Deductions:															0.00

PARTNERS


JUDGES DETAILS PER SKATER
PAIRS SHORT PROGRAM

Rank	Name	Nation	Starting Number	Total Segment Score	Total Element Score	Total Program Component Score (factored)	Total Deductions								
4	Letizia ROSCHER / Luis SCHUSTER	GER	1	52.59	30.33	22.26	0.00								
#	Executed Elements	Info	Base Value	GOE	J1	J2	J3	J4	J5	J6	J7	J8	J9	Ref.	Scores of Panel
1	3FTh		5.30	0.18	-1	1	-1	1	1						5.48
2	3Tw3		5.70	0.38	1	1	0	1	0						6.08
3	2A<	<	2.64	-1.23	-4	-5	-4	-5	-5						1.41
4	4Li4		5.10	0.68	1	0	2	1	2						5.78
5	CCoSp4		3.50	0.35	1	1	0	1	1						3.85
6	StSq2		2.60	0.17	0	1	0	1	2						2.77
7	BoDs4		4.80	0.16	0	0	0	1	2						4.96
			29.64												30.33
Program Components				Factor											
Composition				1.33	5.75	5.00	5.00	6.00	6.00					5.58	
Presentation				1.33	5.75	5.00	5.00	6.00	6.25					5.58	
Skating Skills				1.33	5.75	5.25	4.75	5.75	6.00					5.58	
Judges Total Program Component Score (factored)															22.26
Deductions:															0.00

Rank	Name	Nation	Starting Number	Total Segment Score	Total Element Score	Total Program Component Score (factored)	Total Deductions								
5	Julia MAUDER / Johannes WILKINSON	RSA	3	41.54	23.26	20.28	-2.00								
#	Executed Elements	Info	Base Value	GOE	J1	J2	J3	J4	J5	J6	J7	J8	J9	Ref.	Scores of Panel
1	2Tw2		3.00	0.00	0	0	0	0	1						3.00
2	3STh		4.40	0.00	-1	1	1	-2	0						4.40
3	2F		1.80	-0.18	-2	-1	1	-1	-1						1.62
4	4Li4		5.10	0.34	0	1	2	-2	1						5.44
5	BoDs2		4.00	0.00	0	0	0	-1	1						4.00
6	StSq3	Fx	3.30	-1.65	-5	-5	-4	-5	-5						1.65
7	CCoSp4		3.50	-0.35	-1	-2	1	-2	0						3.15
			25.10												23.26
Program Components				Factor											
Composition				1.33	5.00	5.00	5.25	5.50	5.75					5.25	
Presentation				1.33	4.75	5.00	5.00	4.75	5.50					4.92	
Skating Skills				1.33	4.75	5.00	5.00	5.25	5.25					5.08	
Judges Total Program Component Score (factored)															20.28
Deductions:				Falls	-2.00 (2)									-2.00	

Legend:							
#	Sequence number	GOE	Grade of Execution	Jx	Judges (x=1-9)	Ref.	Referee
<	Under-rotated jump	F	Fall	Fx	Fall > 1	q	Jump landed on the quarter

PARTNERS



RESULTS

PAIRS FREE SKATING

Pl.	Name	Nation	Total Segment Score
1	Rebecca GHILARDI / Filippo AMBROSINI	ITA	129.61
2	Ioulia CHTCHETININA / Michal WOZNIAK	POL	119.02
3	Letizia ROSCHER / Luis SCHUSTER	GER	98.02
4	Irma CALDARA / Riccardo MAGLIO	ITA	95.88
5	Julia MAUDER / Johannes WILKINSON	RSA	83.06

Ms. Eva SZILAGYI, ISU
Referee

Ms. Anna SIEROCKA, ISU
Technical Controller

PARTNERS

**PANEL OF JUDGES**
PAIRS FREE SKATING**Officials**

Technical Controller	Ms. Anna SIEROCKA	ISU
Technical Specialist	Ms. Kerstin FRANK	ISU
Technical Specialist	Ms. Diana RISKOVA	ISU

Judges

Referee	Ms. Eva SZILAGYI	ISU
Judge No. 1	Ms. Joanna DAROS-PAWLYTA	POL
Judge No. 2	Ms. Vera PUPSOVA	CZE
Judge No. 3	Mr. Slobodan DELIC	SRB
Judge No. 4	Mr. Marco CICALA	ITA
Judge No. 5	Ms. Viktoriya SACHKOVA	POL

Data/Replay Operator

Data Operator	Ms. Michaela MILCINSKA	ISU
Replay Operator	Mr. Bartosz LEWANDOWSKI	ISU

PARTNERS


JUDGES DETAILS PER SKATER
PAIRS FREE SKATING

Rank	Name	Nation	Starting Number	Total Segment Score	Total Element Score	Total Program Component Score (factored)				Total Deductions					
1	Rebecca GHILARDI / Filippo AMBROSINI	ITA	5	129.61	65.54	64.07				0.00					
#	Executed Elements	Info	Base Value	GOE	J1	J2	J3	J4	J5	J6	J7	J8	J9	Ref.	Scores of Panel
1	3Tw2		5.40	0.72	2	1	3	1	-2						6.12
2	3Sq	q	4.30	-2.15	-5	-5	-4	-5	-5						2.15
3	2A+2A+1A+SEQ		7.70	0.66	1	2	3	2	2						8.36
4	5RLi4		7.00	1.40	2	2	2	3	2						8.40
5	BiDs3		3.70	0.86	2	2	2	3	3						4.56
6	ChSq1		3.00	1.33	2	3	3	4	2						4.33
7	3LzTh		5.30	0.88	1	1	2	2	3						6.18
8	3LoTh		5.00	-0.33	-1	0	1	-2	-1						4.67
9	3Li3		4.70	1.72	3	4	4	4	3						6.42
10	5ALi3		6.60	2.20	2	3	4	4	3						8.80
11	PCoSp4		4.50	1.05	2	2	3	1	3						5.55
			57.20												65.54
Program Components				Factor											
Composition				2.67	8.00	8.50	8.00	8.25	8.00					8.08	
Presentation				2.67	8.00	8.75	8.50	8.00	7.75					8.17	
Skating Skills				2.67	7.75	8.25	7.25	7.75	7.75					7.75	
Judges Total Program Component Score (factored)												64.07			

Deductions:

0.00

Rank	Name	Nation	Starting Number	Total Segment Score	Total Element Score	Total Program Component Score (factored)				Total Deductions					
2	Ioulia CHTCHETININA / Michal WOZNIAK	POL	4	119.02	61.62	57.40				0.00					
#	Executed Elements	Info	Base Value	GOE	J1	J2	J3	J4	J5	J6	J7	J8	J9	Ref.	Scores of Panel
1	3Tw3		5.70	0.76	3	1	2	1	-1						6.46
2	3T		4.20	0.42	1	1	2	1	-1						4.62
3	1A+1A+1A+SEQ		3.30	-0.15	-1	-2	-2	-1	-1						3.15
4	3FTh		5.30	-0.18	-1	-1	2	0	0						5.12
5	5RLi4		7.00	1.40	0	2	2	2	2						8.40
6	3STh		4.40	0.88	1	2	2	2	2						5.28
7	ChSq1		3.00	1.00	2	2	2	2	2						4.00
8	FiDs3		3.50	0.70	2	2	2	3	2						4.20
9	5ALi4		7.00	1.87	2	3	3	2	3						8.87
10	3Li4		5.10	1.02	1	2	3	2	2						6.12
11	PCoSp4		4.50	0.90	2	2	3	2	2						5.40
			53.00												61.62
Program Components				Factor											
Composition				2.67	7.00	7.00	8.00	7.25	7.25					7.17	
Presentation				2.67	6.75	7.25	8.25	7.25	7.50					7.33	
Skating Skills				2.67	7.00	7.00	7.75	6.75	7.00					7.00	
Judges Total Program Component Score (factored)												57.40			

Deductions:

0.00

PARTNERS


JUDGES DETAILS PER SKATER
PAIRS FREE SKATING

Rank	Name	Nation	Starting Number	Total Segment Score	Total Element Score	Total Program Component Score (factored)				Total Deductions					
3	Letizia ROSCHER / Luis SCHUSTER	GER	2	98.02	49.87	49.15				-1.00					
#	Executed Elements	Info	Base Value	GOE	J1	J2	J3	J4	J5	J6	J7	J8	J9	Ref.	Scores of Panel
1	3Tw2		5.40	-1.08	-2	-2	-1	-2	-2						4.32
2	3LoTh		5.00	-1.67	-4	-3	-4	-3	-3						3.33
3	2A<+1A+1A+SEQ	<	4.84	-0.53	-2	-2	-2	-2	-3						4.31
4	2S		1.30	0.00	0	0	0	0	0						1.30
5	5RLi3		6.60	1.10	1	2	2	2	1						7.70
6	BiDs3		3.70	0.49	0	2	1	1	2						4.19
7	PCoSp4		4.50	0.45	1	1	2	1	1						4.95
8	ChSq1		3.00	1.00	1	2	2	2	2						4.00
9	5ALi4		7.00	1.17	1	1	2	2	2						8.17
10	3Li4		5.10	0.85	1	2	3	2	0						5.95
11	3STh<	F <	3.30	-1.65	-5	-5	-5	-5	-5						1.65
			49.74												49.87
Program Components				Factor											
Composition				2.67	5.25	6.25	6.75	6.25	6.50					6.33	
Presentation				2.67	5.00	6.00	7.00	6.00	6.00					6.00	
Skating Skills				2.67	5.25	6.25	6.00	6.00	6.25					6.08	
Judges Total Program Component Score (factored)															49.15
Deductions:		Falls	-1.00 (1)												-1.00

Rank	Name	Nation	Starting Number	Total Segment Score	Total Element Score	Total Program Component Score (factored)				Total Deductions					
4	Irma CALDARA / Riccardo MAGLIO	ITA	3	95.88	46.91	48.97				0.00					
#	Executed Elements	Info	Base Value	GOE	J1	J2	J3	J4	J5	J6	J7	J8	J9	Ref.	Scores of Panel
1	2A+SEQ+A*	*	3.30	-1.32	-4	-4	-4	-3	-5						1.98
2	3Tw2		5.40	0.72	2	1	1	1	2						6.12
3	3FTh		5.30	-0.53	-1	-1	-1	-1	-2						4.77
4	5ALi4		7.00	0.47	1	0	0	1	1						7.47
5	2S		1.30	0.17	1	1	2	1	2						1.47
6	3LoTh		5.00	-2.17	-4	-4	-3	-5	-5						2.83
7	ChSq1		3.00	0.67	2	2	1	1	1						3.67
8	5RLi4		7.00	0.23	0	0	2	1	-1						7.23
9	4Li2		4.30	-0.72	-2	-1	-3	-1	-2						3.58
10	BiDs3		3.70	0.37	1	1	-2	1	2						4.07
11	PCoSp4V		3.38	0.34	2	1	1	1	1						3.72
			48.68												46.91
Program Components				Factor											
Composition				2.67	6.50	6.50	5.75	6.25	6.00					6.25	
Presentation				2.67	6.25	6.50	5.50	5.75	5.75					5.92	
Skating Skills				2.67	6.25	6.25	5.25	6.50	6.00					6.17	
Judges Total Program Component Score (factored)															48.97
Deductions:															0.00

PARTNERS


JUDGES DETAILS PER SKATER
PAIRS FREE SKATING

Rank	Name	Nation	Starting Number	Total Segment Score	Total Element Score	Total Program Component Score (factored)	Total Deductions									
5	Julia MAUDER / Johannes WILKINSON	RSA	1	83.06	42.34	42.72	-2.00									
#	Executed Elements	Info	Base Value	GOE	J1	J2	J3	J4	J5	J6	J7	J8	J9	Ref.	Scores of Panel	
1	2Tw2		3.00	0.20	1	1	2	0	0						3.20	
2	3STh	F	4.40	-2.20	-5	-5	-5	-5	-5						2.20	
3	2F		1.80	0.00	0	0	1	0	0						1.80	
4	5ALi4		7.00	0.47	1	0	2	0	1						7.47	
5	FiDs3		3.50	0.35	1	1	1	0	2						3.85	
6	2LoTh		2.80	0.19	1	1	2	0	0						2.99	
7	5RLi4		7.00	-0.47	0	-1	2	-2	-1						6.53	
8	2T+REP	F	0.91	-0.65	-5	-5	-5	-5	-5						0.26	
9	ChSq1		3.00	0.50	1	1	2	1	1						3.50	
10	4Li4		5.10	0.34	0	1	2	0	1						5.44	
11	PCoSp4		4.50	0.60	1	1	2	0	2						5.10	
			43.01												42.34	
Program Components				Factor												
Composition				2.67	5.00	5.75	6.50	5.25	5.25							5.42
Presentation				2.67	5.00	5.75	6.25	4.75	5.00							5.25
Skating Skills				2.67	5.00	5.50	6.00	5.00	5.50							5.33
Judges Total Program Component Score (factored)															42.72	
Deductions:			Falls	-2.00	(2)										-2.00	

Legend:							
#	Sequence number	GOE	Grade of Execution	Jx	Judges (x=1-9)	Ref.	Referee
*	Invalid element	<	Under-rotated jump	REP	Jump repetition	F	Fall
q	Jump landed on the quarter						

PARTNERS



JUNIOR MEN

Jantor Ice Rink	19 OCT 2024	16:00	Short Program
	20 OCT 2024	12:15	Free Skating

Size of Skating Arena:	30m*60m
Ice Conditions:	very good
Number of Entries:	6
Number of Participants:	6

Entry Withdrawn:


Short Program			
Duration:	2:40 +/- 10 seconds		
Segment Factor:	1.00		
Program Component Factors:	Composition	1.67	
	Presentation	1.67	
	Skating Skills	1.67	

Free Skating			
Duration:	3:30 +/- 10 seconds		
Segment Factor:	1.00		
Program Component Factors:	Composition	3.33	
	Presentation	3.33	
	Skating Skills	3.33	

PARTNERS

**RESULTS**
JUNIOR MEN

Pl.	Name	Nation	Total Score	SP	FS
1	Tamir KUPERMAN	ISR	178.98	1	1
2	Ryszard SIUDEK	POL	134.67	2	2
3	Marian KLUS	CZE	114.38	4	3
4	Edoardo Luigi PROFAIZER	ITA	108.81	3	5
5	Akims KIRILOVS	LAT	99.75	5	4
Withdrawn	Iain Sebastien LAPIERRE	POL	23.93	6	WD


Ms. Eva SZILAGYI, ISU
Referee

Ms. Magdalena RUSIECKA, ISU
Technical Controller



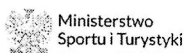


Legend:					
SP	Short Program	FS	Free Skating	WD	Withdrawn
PI.	Place				

printed: 20.10.2024 12:56

Page 1 / 1

PARTNERS

Polska Grupa
Energetyczna



RESULTS

JUNIOR MEN SHORT PROGRAM

Pl.	Name	Nation	Total Segment Score
1	Tamir KUPERMAN	ISR	65.12
2	Ryszard SIUDEK	POL	44.41
3	Edoardo Luigi PROFAIZER	ITA	40.46
4	Marian KLUS	CZE	39.26
5	Akims KIRILOVS	LAT	30.21
6	Iain Sebastien LAPIERRE	POL	23.93

Ms. Eva SZILAGYI, ISU
Referee

Ms. Magdalena RUSIECKA, ISU
Technical Controller

PARTNERS

**PANEL OF JUDGES****JUNIOR MEN SHORT PROGRAM****Officials**

Technical Controller	Ms. Magdalena RUSIECKA	ISU
Technical Specialist	Ms. Dorina SUPAK	ISU
Technical Specialist	Ms. Diana RISKOVA	ISU

Judges

Referee	Ms. Eva SZILAGYI	ISU
Judge No. 1	Ms. Joanna DAROS-PAWLYTA	POL
Judge No. 2	Ms. Vera PUPSOVA	CZE
Judge No. 3	Mr. Slobodan DELIC	SRB
Judge No. 4	Mr. Marco CICALA	ITA
Judge No. 5	Ms. Viktoriya SACHKOVA	POL

Data/Replay Operator

Data Operator	Mr. Bartosz LEWANDOWSKI	ISU
Replay Operator	Ms. Michaela MILCINSKA	ISU

PARTNERS


JUDGES DETAILS PER SKATER
JUNIOR MEN SHORT PROGRAM

Rank	Name	Nation	Starting Number	Total Segment Score	Total Element Score	Total Program Component Score (factored)	Total Deductions								
1	Tamir KUPERMAN	ISR	2	65.12	35.25	30.87	-1.00								
#	Executed Elements	Info	Base Value	GOE	J1	J2	J3	J4	J5	J6	J7	J8	J9	Ref.	Scores of Panel
1	3A		8.00	1.07	1	1	2	0	2						9.07
2	3F		5.30	1.24	3	2	3	1	2						6.54
3	CSSp4		3.00	0.50	0	2	1	2	2						3.50
4	3Lzq+COMBO	F q	6.49	x -2.95	-5	-5	-5	-5	-5						3.54
5	FCSp4		3.20	0.64	1	2	2	2	2						3.84
6	StSq4		3.90	0.78	2	2	2	1	2						4.68
7	CCoSp4		3.50	0.58	1	1	3	2	2						4.08
			33.39												35.25
Program Components				Factor											
Composition				1.67	6.50	6.25	5.75	5.75	6.25					6.08	
Presentation				1.67	6.50	6.25	6.50	6.00	6.25					6.33	
Skating Skills				1.67	6.75	6.00	6.25	6.00	5.75					6.08	
Judges Total Program Component Score (factored)												30.87			
Deductions:			Falls	-1.00 (1)							-1.00				

Rank	Name	Nation	Starting Number	Total Segment Score	Total Element Score	Total Program Component Score (factored)	Total Deductions								
2	Ryszard SIUDEK	POL	4	44.41	24.11	20.30	0.00								
#	Executed Elements	Info	Base Value	GOE	J1	J2	J3	J4	J5	J6	J7	J8	J9	Ref.	Scores of Panel
1	3S+2Lo		6.00	-0.57	-1	-1	-2	-2	0						5.43
2	3F		5.30	0.00	0	0	0	-1	0						5.30
3	CCoSp3		3.00	0.00	0	1	-1	0	0						3.00
4	StSq2		2.60	-0.26	-2	0	0	-2	-1						2.34
5	2A		3.63	x -0.11	0	0	-1	-1	0						3.52
6	CSSp3		2.60	0.00	0	0	0	-1	1						2.60
7	FCSp2		2.30	-0.38	-1	-2	-3	-2	0						1.92
			25.43												24.11
Program Components				Factor											
Composition				1.67	4.00	4.75	4.25	3.75	4.00					4.08	
Presentation				1.67	3.75	4.50	4.00	3.75	4.25					4.00	
Skating Skills				1.67	4.25	4.50	4.00	3.75	4.00					4.08	
Judges Total Program Component Score (factored)												20.30			
Deductions:											0.00				

Rank	Name	Nation	Starting Number	Total Segment Score	Total Element Score	Total Program Component Score (factored)	Total Deductions								
3	Edoardo Luigi PROFAIZER	ITA	6	40.46	17.64	22.82	0.00								
#	Executed Elements	Info	Base Value	GOE	J1	J2	J3	J4	J5	J6	J7	J8	J9	Ref.	Scores of Panel
1	3T+2T		5.50	-0.98	-2	-2	-3	-3	-2						4.52
2	1F!	!!*	0.00	0.00	-	-	-	-	-						0.00
3	FCSp1		1.90	0.06	1	0	1	0	0						1.96
4	CSSp3		2.60	0.00	0	1	-2	-1	1						2.60
5	2A		3.63	x -0.99	-3	-3	-3	-4	-3						2.64
6	CCoSp4		3.50	-0.35	-1	0	-2	-1	-1						3.15
7	StSq2		2.60	0.17	1	1	2	0	0						2.77
			19.73												17.64
Program Components				Factor											
Composition				1.67	4.50	5.00	4.75	4.50	4.25					4.58	
Presentation				1.67	4.75	4.75	4.50	4.25	4.00					4.50	
Skating Skills				1.67	4.75	5.00	4.50	4.50	4.50					4.58	
Judges Total Program Component Score (factored)												22.82			
Deductions:											0.00				

PARTNERS


JUDGES DETAILS PER SKATER
JUNIOR MEN SHORT PROGRAM

Rank	Name	Nation	Starting Number	Total Segment Score	Total Element Score	Total Program Component Score (factored)		Total Deductions							
4	Marian KLUS	CZE	1	39.26	20.06	19.20		0.00							
#	Executed Elements	Info	Base Value	GOE	J1	J2	J3	J4	J5	J6	J7	J8	J9	Ref.	Scores of Panel
1	3F<	<	4.24	-0.99	-2	-3	-3	-2	-2						3.25
2	3T+2T		5.50	0.00	1	0	0	0	0						5.50
3	CSSp4		3.00	0.00	0	0	2	0	0						3.00
4	StSq2		2.60	-0.17	0	-2	0	-1	-1						2.43
5	2A	x	3.63	0.00	1	0	0	0	0						3.63
6	CCoSp3V		2.25	0.00	0	-2	2	0	0						2.25
7	FCSp		0.00	0.00	-	-	-	-	-						0.00
			21.22												20.06
Program Components				Factor											
Composition				1.67	3.75	3.50	4.75	3.75	3.75					3.75	
Presentation				1.67	3.75	3.00	4.50	3.50	3.75					3.67	
Skating Skills				1.67	4.25	3.50	4.50	4.00	4.00					4.08	
Judges Total Program Component Score (factored)											19.20				
Deductions:															0.00

Rank	Name	Nation	Starting Number	Total Segment Score	Total Element Score	Total Program Component Score (factored)		Total Deductions								
5	Akims KIRILOVS	LAT	3	30.21	13.24	17.97		-1.00								
#	Executed Elements	Info	Base Value	GOE	J1	J2	J3	J4	J5	J6	J7	J8	J9	Ref.	Scores of Panel	
1	3F!<	! <	4.24	-1.98	-5	-5	-4	-5	-4						2.26	
2	3Loq+COMBO	F q	4.90	-2.45	-5	-5	-5	-5	-5						2.45	
3	FCSpB		1.60	-0.64	-4	-4	-4	-2	-4						0.96	
4	CCoSp1V		1.50	-0.40	-3	-2	-3	-3	-1						1.10	
5	StSq1		1.80	-0.36	-2	-2	-2	-3	-2						1.44	
6	2A	x	3.63	-0.33	-1	-1	-2	-1	0						3.30	
7	CSSp3		2.60	-0.87	-4	-2	-3	-3	-4						1.73	
			20.27												13.24	
Program Components				Factor												
Composition				1.67	3.50	3.75	3.75	3.25	3.75					3.67		
Presentation				1.67	3.50	3.25	3.50	2.75	3.50					3.42		
Skating Skills				1.67	3.75	3.75	3.25	3.50	3.75					3.67		
Judges Total Program Component Score (factored)											17.97					
Deductions:								Falls	-1.00 (1)							-1.00

Rank	Name	Nation	Starting Number	Total Segment Score	Total Element Score	Total Program Component Score (factored)		Total Deductions							
6	Iain Sebastian LAPIERRE	POL	5	23.93	7.64	16.29		0.00							
#	Executed Elements	Info	Base Value	GOE	J1	J2	J3	J4	J5	J6	J7	J8	J9	Ref.	Scores of Panel
1	3S<<+COMBO	<<	1.30	-0.65	-5	-5	-5	-5	-5						0.65
2	2A		3.30	-0.77	-2	-3	-4	-2	-2						2.53
3	CSSp		0.00	0.00	-	-	-	-	-						0.00
4	1F*	*	0.00	0.00	-	-	-	-	-						0.00
5	StSqB		1.50	-0.50	-3	-3	-4	-4	-1						1.00
6	CCoSp3		3.00	-0.50	-1	-1	-4	-3	-1						2.50
7	FCSpB		1.60	-0.64	-3	-4	-4	-4	-4						0.96
			10.70												7.64
Program Components				Factor											
Composition				1.67	3.75	3.50	2.75	2.75	3.75					3.33	
Presentation				1.67	3.50	3.00	2.50	2.50	3.25					2.92	
Skating Skills				1.67	3.75	3.50	1.75	3.25	3.75					3.50	
Judges Total Program Component Score (factored)											16.29				
Deductions:															0.00

PARTNERS



**JUDGES DETAILS PER SKATER
JUNIOR MEN SHORT PROGRAM**

Legend:

#	Sequence number	GOE	Grade of Execution	Jx	Judges (x=1-9)	Ref.	Referee
*	Invalid element	<	Under-rotated jump	<<	Downgraded jump	F	Fall
x	Credit for highlight distribution, base value multiplied by 1.1			!	Not clear edge		
q	Jump landed on the quarter						

PARTNERS





RESULTS

JUNIOR MEN FREE SKATING

Pl.	Name	Nation	Total Segment Score
1	Tamir KUPERMAN	ISR	113.86
2	Ryszard SIUDEK	POL	90.26
3	Marian KLUS	CZE	75.12
4	Akims KIRILOVS	LAT	69.54
5	Edoardo Luigi PROFAIZER	ITA	68.35
Withdrawn	Iain Sebastien LAPIERRE	POL	WD

Ms. Eva SZILAGYI, ISU
Referee

Ms. Magdalena RUSIECKA, ISU
Technical Controller

Legend:
WD Withdrawn

PARTNERS



**PANEL OF JUDGES****JUNIOR MEN FREE SKATING****Officials**

Technical Controller	Ms. Magdalena RUSIECKA	ISU
Technical Specialist	Ms. Dorina SUPAK	ISU
Technical Specialist	Ms. Diana RISKOVA	ISU

Judges

Referee	Ms. Eva SZILAGYI	ISU
Judge No. 1	Ms. Joanna DAROS-PAWLYTA	POL
Judge No. 2	Ms. Vera PUPSOVA	CZE
Judge No. 3	Mr. Slobodan DELIC	SRB
Judge No. 4	Mr. Marco CICALA	ITA
Judge No. 5	Ms. Viktoriya SACHKOVA	POL

Data/Replay Operator

Data Operator	Mr. Bartosz LEWANDOWSKI	ISU
Replay Operator	Ms. Michaela MILCINSKA	ISU

PARTNERS


JUDGES DETAILS PER SKATER
JUNIOR MEN FREE SKATING

Rank	Name	Nation	Starting Number	Total Segment Score	Total Element Score	Total Program Component Score (factored)				Total Deductions					
1	Tamir KUPERMAN	ISR	6	113.86	55.88	57.98				0.00					
#	Executed Elements	Info	Base Value	GOE	J1	J2	J3	J4	J5	J6	J7	J8	J9	Ref.	Scores of Panel
1	4T<+2T	<	8.90	-2.28	-3	-3	-2	-3	-3						6.62
2	2T		1.30	0.00	0	0	0	-1	0						1.30
3	3A		8.00	1.87	2	2	4	2	3						9.87
4	FSSp4		3.00	0.40	1	0	2	1	2						3.40
5	3Lz+2T*	*	5.90	0.39	0	2	2	0	0						6.29
6	1Lo		0.55	x -0.03	0	-1	0	-1	-1						0.52
7	3Lz+2A+2A+SEQ		13.75	x -0.98	-1	-1	-2	-2	-2						12.77
8	FCCoSp3V		2.25	-0.38	-1	-1	-2	-2	-2						1.87
9	3F		5.83	x 0.18	0	0	2	0	1						6.01
10	ChSq1		3.00	0.50	1	0	3	1	1						3.50
11	CCoSp4		3.50	0.23	0	0	2	0	2						3.73
			55.98												55.88
Program Components			Factor												
Composition			3.33	6.25	5.75	6.75	4.75	5.25					5.75		
Presentation			3.33	6.25	5.25	7.00	5.00	5.25					5.58		
Skating Skills			3.33	6.50	5.75	7.25	6.00	5.75					6.08		
Judges Total Program Component Score (factored)													57.98		

Deductions:

0.00

Rank	Name	Nation	Starting Number	Total Segment Score	Total Element Score	Total Program Component Score (factored)				Total Deductions					
2	Ryszard SIUDEK	POL	5	90.26	47.76	42.50				0.00					
#	Executed Elements	Info	Base Value	GOE	J1	J2	J3	J4	J5	J6	J7	J8	J9	Ref.	Scores of Panel
1	3Lo+1Eu+3S		9.70	-0.98	-2	-2	-2	-2	-1						8.72
2	3Lz		5.90	-0.59	-1	-1	-1	-2	-1						5.31
3	3Lo		4.90	-0.49	-1	0	-1	-2	-1						4.41
4	3F+2A+SEQ		8.60	-2.12	-4	-3	-4	-4	-4						6.48
5	FSSp3		2.60	-0.09	-1	-1	1	-1	1						2.51
6	ChSq1		3.00	0.00	0	0	1	-1	0						3.00
7	CCSpBV		1.28	-0.26	-3	-2	-2	-2	-1						1.02
8	2A		3.63	x 0.00	0	0	0	0	0						3.63
9	3F		5.83	x 0.00	0	0	1	0	0						5.83
10	2F+2Lo		3.85	x 0.00	0	0	0	0	0						3.85
11	CCoSp3		3.00	0.00	0	0	1	0	0						3.00
			52.29												47.76
Program Components			Factor												
Composition			3.33	3.75	4.75	5.00	3.25	4.00					4.17		
Presentation			3.33	3.75	4.50	4.25	4.00	4.25					4.17		
Skating Skills			3.33	4.25	4.75	4.75	4.25	4.25					4.42		
Judges Total Program Component Score (factored)													42.50		

Deductions:

0.00

PARTNERS


JUDGES DETAILS PER SKATER
JUNIOR MEN FREE SKATING

Rank	Name	Nation	Starting Number	Total Segment Score	Total Element Score	Total Program Component Score (factored)				Total Deductions					
3	Marian KLUS	CZE	3	75.12	36.56	38.56				0.00					
#	Executed Elements	Info	Base Value	GOE	J1	J2	J3	J4	J5	J6	J7	J8	J9	Ref.	Scores of Panel
1	3Lz		5.90	-0.79	-1	-1	-2	-2	-1						5.11
2	2Lo		1.70	0.00	0	0	0	0	1						1.70
3	3F<	<	4.24	-1.84	-4	-3	-4	-5	-5						2.40
4	FCSSp1V		1.43	-0.19	-2	-1	-2	-1	-1						1.24
5	2A+2A+SEQ		6.60	0.33	1	1	0	1	1						6.93
6	3S+1Eu+1S		5.72	x -1.00	-3	-2	-5	-2	-2						4.72
7	ChSq1		3.00	-0.33	0	-1	1	-2	-1						2.67
8	CCoSp3V		2.25	-0.38	-2	-2	0	-2	-1						1.87
9	3T		4.62	x -0.14	0	0	-1	-1	0						4.48
10	2F+2T		3.41	x 0.00	0	0	1	0	0						3.41
11	SSp3		2.10	-0.07	0	0	-1	-1	0						2.03
			40.97												36.56
Program Components				Factor											
Composition				3.33	3.50	4.00	4.00	3.75	4.00					3.92	
Presentation				3.33	3.50	3.50	3.75	3.50	3.75					3.58	
Skating Skills				3.33	4.00	4.25	4.00	4.00	4.25					4.08	
Judges Total Program Component Score (factored)															38.56

Deductions:

0.00

Rank	Name	Nation	Starting Number	Total Segment Score	Total Element Score	Total Program Component Score (factored)				Total Deductions					
4	Akims KIRILOVS	LAT	2	69.54	33.74	35.80				0.00					
#	Executed Elements	Info	Base Value	GOE	J1	J2	J3	J4	J5	J6	J7	J8	J9	Ref.	Scores of Panel
1	3F<	<	4.24	-1.13	-2	-3	-3	-3	-2						3.11
2	3Lz<	<	4.72	-1.10	-2	-3	-3	-2	-2						3.62
3	3Lo+2T		6.20	-0.65	-1	-1	-2	-2	-1						5.55
4	CSSp3		2.60	-0.26	-1	-1	-3	-1	-1						2.34
5	3S		4.30	-1.15	-3	-2	-4	-3	-2						3.15
6	ChSq1		3.00	-1.00	-2	-2	-2	-3	-2						2.00
7	3Loq	q	5.39	x -1.14	-2	-2	-2	-3	-3						4.25
8	3Sq+2T+1A+SEQ	q	7.37	x -0.86	-2	-2	-2	-2	-2						6.51
9	FCSp		0.00	0.00	-	-	-	-	-						0.00
10	2Aq+1A*+SEQ+REP	qj*	2.54	x -0.77	-2	-2	-4	-3	-2						1.77
11	CCoSp2V		1.88	-0.44	-3	-2	-3	-2	-1						1.44
			42.24												33.74
Program Components				Factor											
Composition				3.33	3.00	4.00	3.75	3.25	3.50					3.50	
Presentation				3.33	3.00	3.50	3.50	3.25	3.50					3.42	
Skating Skills				3.33	3.75	4.00	3.25	3.75	4.00					3.83	
Judges Total Program Component Score (factored)															35.80

Deductions:

0.00

PARTNERS


JUDGES DETAILS PER SKATER
JUNIOR MEN FREE SKATING

Rank	Name	Nation	Starting Number	Total Segment Score	Total Element Score	Total Program Component Score (factored)	Total Deductions									
5	Edoardo Luigi PROFAIZER	ITA	4	68.35	29.59	42.76	-4.00									
#	Executed Elements	Info	Base Value	GOE	J1	J2	J3	J4	J5	J6	J7	J8	J9	Ref.	Scores of Panel	
1	2Lo		1.70	0.06	0	0	0	1	1						1.76	
2	3T+2A+SEQ		7.50	0.00	-1	0	1	0	0						7.50	
3	S	F	0.00	0.00	-	-	-	-	-						0.00	
4	FCSSp1V		1.43	-0.19	-4	1	1	-2	-3						1.24	
5	3Tq	F q	4.20	-2.10	-5	-5	-5	-5	-5						2.10	
6	3Sq	F q	4.73	x -2.15	-5	-5	-5	-5	-5						2.58	
7	2A		3.63	x 0.33	0	1	1	1	1						3.96	
8	FCCoSp3V		2.25	-0.68	-3	-4	-1	-3	-3						1.57	
9	ChSq1		3.00	-0.17	-1	-1	3	0	0						2.83	
10	2Lz+1Eu+2S		4.29	x -0.07	0	-1	0	0	-1						4.22	
11	CCoSp2		2.50	-0.67	-3	-3	-1	-3	-2						1.83	
			35.23												29.59	
Program Components				Factor												
Composition				3.33	4.25	4.75	5.75	4.25	4.25							4.42
Presentation				3.33	4.00	4.25	5.50	3.75	3.50							4.00
Skating Skills				3.33	4.25	4.50	5.25	4.50	4.25							4.42
Judges Total Program Component Score (factored)														42.76		
Deductions:			Falls	-4.00	(4)										-4.00	

Legend:						
#	Sequence number	GOE	Grade of Execution	Jx	Judges (x=1-9)	Ref. Referee
*	Invalid element	<	Under-rotated jump	x	Credit for highlight distribution, base value multiplied by 1.1	
REP	Jump repetition	F	Fall	q	Jump landed on the quarter	

PARTNERS

**JUNIOR WOMEN**

Jantor Ice Rink	17 OCT 2024	9:45	Short Program
	18 OCT 2024	8:30	Free Skating

Size of Skating Arena:	30m*60m
Ice Conditions:	very good
Number of Entries:	38
Number of Participants:	38

Entry Withdrawn:

Short Program			
Duration:	2:40 +/- 10 seconds		
Segment Factor:	1.00		
Program Component Factors:	Composition		1.33
	Presentation		1.33
	Skating Skills		1.33

Free Skating			
Duration:	3:30 +/- 10 seconds		
Segment Factor:	1.00		
Program Component Factors:	Composition		2.67
	Presentation		2.67
	Skating Skills		2.67

PARTNERS



RESULTS

JUNIOR WOMEN

Pl.	Name	Nation	Total Score	SP	FS
1	Aleksandra JANIKOWSKA	POL	132.73	1	2
2	Vivien PAPP	HUN	131.47	3	1
3	Julia GRABOWSKI	GER	128.92	2	3
4	Meea MÄNNIKKO	FIN	123.21	8	4
5	Henna MATTILA	FIN	122.62	4	7
6	Natasa JERMOLICKA	LAT	120.50	9	5
7	Michaela MALKOVA	CZE	119.54	5	8
8	Anita MAPELLI	ITA	117.94	10	9
9	Ilona van STEENBERGHE	BEL	116.02	11	10
10	Agne IVANOVAITE	LTU	115.63	14	6
11	Ina JUNGSMANN	GER	114.52	7	14
12	Julija POLNIUK	POL	112.48	12	11
13	Vivi NURMI	FIN	107.33	23	12
14	Mia Elaine MUTH	GER	107.33	17	15
15	Zofia BOCHENEK	POL	104.98	13	18
16	Jara Tanaya WABNER	GER	104.08	29	13
17	Paula BELEVICA	LAT	102.68	16	21
18	Darya FROLOVA	POL	102.60	21	19
19	Rebecca BREEST	GER	101.99	22	20
20	Gulia TODESCHINI	ITA	100.52	28	16
21	Anastasiia BEZUHLA	POL	99.80	20	22
22	Emma CERKALOVA	SVK	99.53	6	33
23	Victoria SPIVACH	ITA	98.88	15	26
24	Zariana ZAPOLSKA	POL	98.36	32	17
25	Emma MAEVSKI	NOR	97.39	19	27
26	Kornelia BULANDA	POL	96.72	24	23
27	Celin Beate ELLINGSEN	NOR	95.02	27	24
28	Miriam Stefania TALI	ITA	94.53	18	30
29	Anna CASELLI	ITA	93.27	26	28
30	Megija FOGELMANE	LAT	92.25	30	25
31	Benedetta CEPPARO	ITA	90.85	25	31
32	Kamila ZIOBROWSKA	POL	90.19	31	29
33	Linda DZERWE	LAT	85.88	34	32
34	Malgorzata GORSTKA	POL	80.65	33	35
35	Olga PATEK	POL	75.37	37	34
36	Diana RUSEKOVA	SVK	69.52	36	36
37	Darja LEETBERG	EST	64.86	35	37
Withdrawn	Sabina ALIEVA	AZE			WD


Ms. Eva SZILAGYI, ISU
 Referee


Ms. Magdalena RUSIECKA, ISU
 Technical Controller

Legend:

SP Short Program FS Free Skating WD Withdrawn Pl. Place

printed: 18.10.2024 14:01

Page 1 / 1

PARTNERS



Polska Grupa
Energetyczna



Ministerstwo
Sportu i Turystyki



Województwo
Śląskie





RESULTS

JUNIOR WOMEN SHORT PROGRAM

Pl.	Name	Nation	Total Segment Score
1	Aleksandra JANIKOWSKA	POL	49.90
2	Julia GRABOWSKI	GER	47.17
3	Vivien PAPP	HUN	46.44
4	Henna MATTILA	FIN	46.29
5	Michaela MALKOVA	CZE	43.76
6	Emma CERKALOVA	SVK	43.01
7	Ina JUNGSMANN	GER	42.74
8	Meea MÄNNIKKO	FIN	42.58
9	Natasa JERMOLICKA	LAT	42.54
10	Anita MAPELLI	ITA	42.31
11	Ilona van STEENBERGHE	BEL	41.93
12	Julija POLNIUK	POL	39.26
13	Zofia BOCHENEK	POL	39.04
14	Agne IVANOVAITE	LTU	38.99
15	Victoria SPIVACH	ITA	38.44
16	Paula BELEVICA	LAT	37.80
17	Mia Elaine MUTH	GER	37.57
18	Miriam Stefania TALI	ITA	37.19
19	Emma MAEVSKI	NOR	37.09
20	Anastasiia BEZUHLA	POL	36.86
21	Darya FROLOVA	POL	36.71
22	Rebecca BREEST	GER	36.67
23	Vivi NURMI	FIN	35.45
24	Kornelia BULANDA	POL	34.27
25	Benedetta CEPPARO	ITA	33.65
26	Anna CASELLI	ITA	32.99
27	Celin Beate ELLINGSEN	NOR	32.91
28	Gulia TODESCHINI	ITA	32.75
29	Jara Tanaya WABNER	GER	32.20
30	Megija FOGELMANE	LAT	31.29
31	Kamila ZIOBROWSKA	POL	31.19
32	Zariana ZAPOLSKA	POL	31.16
33	Malgorzata GORSTKA	POL	30.17
34	Linda DZERWE	LAT	29.05
35	Darja LEETBERG	EST	26.24
36	Diana RUSEKOVA	SVK	25.18
37	Olga PATEK	POL	22.02
Withdrawn	Sabina ALIEVA	AZE	WD

Ms. Eva SZILAGYI, ISU
Referee

Ms. Magdalena RUSIECKA, ISU
Technical Controller

Legend:
WD Withdrawn

PARTNERS

**PANEL OF JUDGES****JUNIOR WOMEN SHORT PROGRAM****Officials**

Technical Controller	Ms. Magdalena RUSIECKA	ISU
Technical Specialist	Ms. Dorina SUPAK	ISU
Technical Specialist	Ms. Ivetta LABERNY	ISU

Judges

Referee	Ms. Eva SZILAGYI	ISU
Judge No. 1	Ms. Luiza KOWALCZYK	POL
Judge No. 2	Ms. Vera PUPSOVA	CZE
Judge No. 3	Mr. Marco CICALA	ITA
Judge No. 4	Ms. Maria OLESINSKA	POL
Judge No. 5	Ms. Jelena GALIMOVA	EST

Data/Replay Operator

Data Operator	Mr. Bartosz LEWANDOWSKI	ISU
Replay Operator	Ms. Michaela MILCINSKA	ISU

PARTNERS


JUDGES DETAILS PER SKATER
JUNIOR WOMEN SHORT PROGRAM

Rank	Name	Nation	Starting Number	Total Segment Score	Total Element Score	Total Program Component Score (factored)	Total Deductions								
1	Aleksandra JANIKOWSKA	POL	25	49.90	29.74	20.16	0.00								
#	Executed Elements	Info	Base Value	GOE	J1	J2	J3	J4	J5	J6	J7	J8	J9	Ref.	Scores of Panel
1	3F		5.30	1.06	1	2	2	2	2						6.36
2	3Lz+2T		7.20	0.39	0	1	0	1	1						7.59
3	FCSp4		3.20	-0.32	-1	-1	-2	-1	-1						2.88
4	2A		3.63	x 0.33	1	1	0	2	1						3.96
5	StSq2		2.60	0.00	0	0	-1	0	0						2.60
6	CCoSp4		3.50	0.35	1	1	1	1	2						3.85
7	SSp4		2.50	0.00	0	0	0	0	0						2.50
			27.93												29.74
Program Components				Factor											
Composition				1.33	5.50	5.00	4.50	5.00	5.00					5.00	
Presentation				1.33	5.50	4.75	4.00	4.75	5.00					4.83	
Skating Skills				1.33	5.75	5.25	5.25	4.75	5.50					5.33	
Judges Total Program Component Score (factored)												20.16			
Deductions:														0.00	

Rank	Name	Nation	Starting Number	Total Segment Score	Total Element Score	Total Program Component Score (factored)	Total Deductions								
2	Julia GRABOWSKI	GER	37	47.17	24.78	23.39	-1.00								
#	Executed Elements	Info	Base Value	GOE	J1	J2	J3	J4	J5	J6	J7	J8	J9	Ref.	Scores of Panel
1	3F<<	F <<	1.80	-0.90	-5	-5	-5	-5	-5						0.90
2	3T+2T		5.50	0.70	1	2	1	2	2						6.20
3	SSp4		2.50	0.42	2	2	2	1	1						2.92
4	StSq3		3.30	0.33	2	1	1	1	0						3.63
5	2A		3.63	x 0.66	2	1	2	2	2						4.29
6	FCSp4		3.20	0.75	3	2	2	2	3						3.95
7	CCoSp4V		2.63	0.26	1	1	1	1	2						2.89
			22.56												24.78
Program Components				Factor											
Composition				1.33	6.00	6.00	6.00	5.50	5.75					5.92	
Presentation				1.33	6.25	5.75	6.00	5.50	5.50					5.75	
Skating Skills				1.33	6.50	5.75	6.25	5.75	5.75					5.92	
Judges Total Program Component Score (factored)												23.39			
Deductions:							Falls	-1.00 (1)						-1.00	

Rank	Name	Nation	Starting Number	Total Segment Score	Total Element Score	Total Program Component Score (factored)	Total Deductions								
3	Vivien PAPP	HUN	2	46.44	23.73	22.71	0.00								
#	Executed Elements	Info	Base Value	GOE	J1	J2	J3	J4	J5	J6	J7	J8	J9	Ref.	Scores of Panel
1	3Loq+2Lo		6.60	-0.98	-2	-2	-2	-2	-1						5.62
2	3F<<	<<	1.80	-0.72	-4	-4	-4	-4	-2						1.08
3	FCSp4		3.20	0.11	1	0	1	0	0						3.31
4	2A		3.63	x 0.33	1	1	1	1	2						3.96
5	CCoSp4		3.50	0.58	1	1	2	2	2						4.08
6	StSq2		2.60	0.52	1	2	2	2	2						3.12
7	LSp3		2.40	0.16	-2	1	0	2	1						2.56
			23.73												23.73
Program Components				Factor											
Composition				1.33	6.00	5.75	5.75	5.25	6.00					5.83	
Presentation				1.33	6.00	5.50	6.00	5.00	6.00					5.83	
Skating Skills				1.33	5.50	5.25	5.50	5.25	5.75					5.42	
Judges Total Program Component Score (factored)												22.71			
Deductions:														0.00	

PARTNERS


JUDGES DETAILS PER SKATER
JUNIOR WOMEN SHORT PROGRAM

Rank	Name	Nation	Starting Number	Total Segment Score	Total Element Score	Total Program Component Score (factored)		Total Deductions							
4	Henna MATTILA	FIN	35	46.29	22.45	23.84		0.00							
#	Executed Elements	Info	Base Value	GOE	J1	J2	J3	J4	J5	J6	J7	J8	J9	Ref.	Scores of Panel
1	3S+2T		5.60	0.86	2	2	2	2	3						6.46
2	1A*	*	0.00	0.00	-	-	-	-	-						0.00
3	FCSp3		2.80	0.56	1	2	2	2	3						3.36
4	2F		1.80	0.36	2	1	2	2	3						2.16
5	LSp4		2.70	0.36	1	2	1	1	2						3.06
6	StSq2		2.60	0.61	2	3	2	2	3						3.21
7	CCoSp4		3.50	0.70	2	2	2	2	2						4.20
			19.00												22.45
Program Components				Factor											
Composition				1.33	6.00	6.50	6.25	5.75	5.75					6.00	
Presentation				1.33	6.25	6.50	6.25	5.50	6.00					6.17	
Skating Skills				1.33	5.50	6.75	6.00	5.50	5.75					5.75	
Judges Total Program Component Score (factored)														23.84	
Deductions:														0.00	

Rank	Name	Nation	Starting Number	Total Segment Score	Total Element Score	Total Program Component Score (factored)		Total Deductions							
5	Michaela MALKOVA	CZE	33	43.76	24.48	20.28		-1.00							
#	Executed Elements	Info	Base Value	GOE	J1	J2	J3	J4	J5	J6	J7	J8	J9	Ref.	Scores of Panel
1	3T+2T		5.50	0.28	1	1	0	0	1						5.78
2	3F	F	5.30	-2.65	-5	-5	-5	-5	-5						2.65
3	FCSp4		3.20	0.00	0	0	0	0	0						3.20
4	2A	x	3.63	-0.33	-1	-1	-1	-1	0						3.30
5	CCoSp4		3.50	0.35	2	1	1	1	0						3.85
6	StSq2		2.60	0.35	2	2	1	1	1						2.95
7	SSp4		2.50	0.25	1	2	1	0	1						2.75
			26.23												24.48
Program Components				Factor											
Composition				1.33	5.25	5.00	5.50	4.75	5.00					5.08	
Presentation				1.33	5.50	5.00	5.25	4.50	5.00					5.08	
Skating Skills				1.33	5.25	4.75	5.75	4.50	5.25					5.08	
Judges Total Program Component Score (factored)														20.28	
Deductions:				Falls	-1.00	(1)							-1.00		

Rank	Name	Nation	Starting Number	Total Segment Score	Total Element Score	Total Program Component Score (factored)		Total Deductions							
6	Emma CERKALOVA	SVK	31	43.01	22.06	20.95		0.00							
#	Executed Elements	Info	Base Value	GOE	J1	J2	J3	J4	J5	J6	J7	J8	J9	Ref.	Scores of Panel
1	3T+2T		5.50	0.56	1	1	1	2	2						6.06
2	3F		5.30	-2.30	-3	-4	-5	-5	-4						3.00
3	FCSp1		1.90	0.00	0	-1	0	0	1						1.90
4	2A	x	3.63	0.66	2	2	1	2	3						4.29
5	CCoSp1		2.00	-0.13	0	-2	-2	0	0						1.87
6	StSq2		2.60	0.17	0	0	0	2	2						2.77
7	SSp3		2.10	0.07	0	0	-1	1	1						2.17
			23.03												22.06
Program Components				Factor											
Composition				1.33	5.75	5.50	4.00	5.25	5.25					5.33	
Presentation				1.33	5.50	5.25	4.25	4.75	5.50					5.17	
Skating Skills				1.33	6.00	5.25	5.00	5.00	5.50					5.25	
Judges Total Program Component Score (factored)														20.95	
Deductions:														0.00	

PARTNERS


JUDGES DETAILS PER SKATER
JUNIOR WOMEN SHORT PROGRAM

Rank	Name	Nation	Starting Number	Total Segment Score	Total Element Score	Total Program Component Score (factored)	Total Deductions								
7	Ina JUNGSMANN	GER	7	42.74	22.67	21.07	-1.00								
#	Executed Elements	Info	Base Value	GOE	J1	J2	J3	J4	J5	J6	J7	J8	J9	Ref.	Scores of Panel
1	3Lz+2T		7.20	-1.77	-2	-3	-3	-3	-3						5.43
2	3F!<	<	4.24	-2.12	-5	-5	-5	-5	-5						2.12
3	FCSp3		2.80	0.09	1	0	0	0	1						2.89
4	2Aq	q	3.63	x -0.99	-3	-2	-3	-3	-3						2.64
5	CCoSp3		3.00	0.10	1	0	0	0	1						3.10
6	StSq3		3.30	0.55	2	2	1	2	1						3.85
7	LSp3		2.40	0.24	1	1	1	2	1						2.64
			26.57												22.67
Program Components				Factor											
	Composition		1.33	5.25	5.50	5.25	5.25	4.75							5.25
	Presentation		1.33	5.25	5.25	5.50	4.75	5.00							5.17
	Skating Skills		1.33	5.75	5.50	5.75	5.00	5.00							5.42
Judges Total Program Component Score (factored)													21.07		
Deductions:			Time violation	-1.00									-1.00		

Rank	Name	Nation	Starting Number	Total Segment Score	Total Element Score	Total Program Component Score (factored)	Total Deductions								
8	Meea MÄNNIKKO	FIN	22	42.58	23.19	19.39	0.00								
#	Executed Elements	Info	Base Value	GOE	J1	J2	J3	J4	J5	J6	J7	J8	J9	Ref.	Scores of Panel
1	3T+2T		5.50	0.42	1	1	1	1	2						5.92
2	3F<<	<<	1.80	-0.72	-4	-4	-3	-4	-4						1.08
3	FCSp4		3.20	0.00	0	0	0	0	3						3.20
4	2A	x	3.63	0.33	0	0	1	2	3						3.96
5	CCoSp4		3.50	0.47	1	1	2	1	2						3.97
6	StSq3		3.30	0.00	0	0	0	0	1						3.30
7	SSp2		1.60	0.16	1	0	1	1	1						1.76
			22.53												23.19
Program Components				Factor											
	Composition		1.33	5.00	4.75	5.00	4.75	4.75							4.83
	Presentation		1.33	5.00	4.50	5.25	4.50	4.50							4.67
	Skating Skills		1.33	5.25	5.00	5.50	5.00	4.75							5.08
Judges Total Program Component Score (factored)													19.39		
Deductions:												0.00			

Rank	Name	Nation	Starting Number	Total Segment Score	Total Element Score	Total Program Component Score (factored)	Total Deductions								
9	Natasa JERMOLICKA	LAT	6	42.54	23.80	18.74	0.00								
#	Executed Elements	Info	Base Value	GOE	J1	J2	J3	J4	J5	J6	J7	J8	J9	Ref.	Scores of Panel
1	3F<	<	4.24	-0.71	-1	-2	-2	-2	-1						3.53
2	3Lo+2T		6.20	0.49	1	1	1	1	1						6.69
3	CCoSp2V		1.88	-0.25	-1	-2	-2	-1	-1						1.63
4	2A	x	3.63	0.44	2	2	1	1	1						4.07
5	StSq2		2.60	0.00	0	0	-1	0	0						2.60
6	FCSp3		2.80	0.00	-1	0	0	0	0						2.80
7	LSp3		2.40	0.08	0	0	2	0	1						2.48
			23.75												23.80
Program Components				Factor											
	Composition		1.33	4.75	4.75	4.75	4.25	4.75							4.75
	Presentation		1.33	4.75	4.50	4.25	4.00	4.50							4.42
	Skating Skills		1.33	5.25	4.75	5.50	4.50	4.75							4.92
Judges Total Program Component Score (factored)													18.74		
Deductions:												0.00			

PARTNERS


JUDGES DETAILS PER SKATER
JUNIOR WOMEN SHORT PROGRAM

Rank	Name	Nation	Starting Number	Total Segment Score	Total Element Score	Total Program Component Score (factored)		Total Deductions							
10	Anita MAPELLI	ITA	26	42.31	21.92	20.39		0.00							
#	Executed Elements	Info	Base Value	GOE	J1	J2	J3	J4	J5	J6	J7	J8	J9	Ref.	Scores of Panel
1	3S<+2T	<	4.74	-0.69	-2	-2	-3	-2	-2						4.05
2	2Aq	q	3.30	-0.66	-2	-2	-2	-2	-2						2.64
3	CCoSp4		3.50	0.35	1	2	1	1	1						3.85
4	2F		1.98	x 0.06	0	0	0	1	1						2.04
5	FCSp4		3.20	0.00	0	0	0	1	-1						3.20
6	LSp3		2.40	0.00	0	0	0	0	0						2.40
7	StSq3		3.30	0.44	1	1	1	2	2						3.74
			22.42												21.92
Program Components				Factor											
Composition				1.33	5.00	5.25	5.25	5.25	5.25					5.25	
Presentation				1.33	5.25	5.00	5.50	5.00	5.00					5.08	
Skating Skills				1.33	4.75	5.25	5.50	5.00	4.75					5.00	
Judges Total Program Component Score (factored)														20.39	
Deductions:															0.00

Rank	Name	Nation	Starting Number	Total Segment Score	Total Element Score	Total Program Component Score (factored)		Total Deductions							
11	Iiona van STEENBERGHE	BEL	38	41.93	20.42	21.51		0.00							
#	Executed Elements	Info	Base Value	GOE	J1	J2	J3	J4	J5	J6	J7	J8	J9	Ref.	Scores of Panel
1	3Lz<+2T	<<	6.02	-1.10	-2	-3	-3	-2	-2						4.92
2	3F<<	<<	1.80	-0.72	-4	-4	-3	-4	-4						1.08
3	LSp3		2.40	0.48	2	1	2	2	2						2.88
4	2A	x	3.63	-0.33	-1	-1	-1	-1	-1						3.30
5	FCSp2		2.30	-0.77	-4	-4	-2	-2	-4						1.53
6	StSq2		2.60	0.26	1	1	1	1	1						2.86
7	CCoSp4		3.50	0.35	1	1	1	1	2						3.85
			22.25												20.42
Program Components				Factor											
Composition				1.33	5.00	5.75	5.75	5.00	5.50					5.42	
Presentation				1.33	5.25	5.75	5.75	4.50	5.50					5.50	
Skating Skills				1.33	4.75	5.75	6.00	5.00	5.00					5.25	
Judges Total Program Component Score (factored)														21.51	
Deductions:															0.00

Rank	Name	Nation	Starting Number	Total Segment Score	Total Element Score	Total Program Component Score (factored)		Total Deductions							
12	Julija POLNIUK	POL	1	39.26	17.98	21.28		0.00							
#	Executed Elements	Info	Base Value	GOE	J1	J2	J3	J4	J5	J6	J7	J8	J9	Ref.	Scores of Panel
1	3Lo<+COMBO	<	3.92	-1.96	-5	-5	-5	-5	-5						1.96
2	2F		1.80	0.18	1	0	1	1	2						1.98
3	FCSp4		3.20	0.00	1	0	0	0	0						3.20
4	CCoSp3		3.00	-0.20	-1	-2	0	-1	0						2.80
5	2A	x	3.63	0.33	1	0	1	1	3						3.96
6	StSq1		1.80	0.18	1	0	1	1	1						1.98
7	SSp3		2.10	0.00	0	-1	0	0	1						2.10
			19.45												17.98
Program Components				Factor											
Composition				1.33	5.75	5.25	5.25	5.00	5.25					5.25	
Presentation				1.33	5.50	5.00	5.75	4.75	5.50					5.33	
Skating Skills				1.33	5.50	5.00	5.75	5.00	5.75					5.42	
Judges Total Program Component Score (factored)														21.28	
Deductions:															0.00

PARTNERS


JUDGES DETAILS PER SKATER
JUNIOR WOMEN SHORT PROGRAM

Rank	Name	Nation	Starting Number	Total Segment Score	Total Element Score	Total Program Component Score (factored)		Total Deductions							
13	Zofia BOCHENEK	POL	18	39.04	21.52	17.52		0.00							
#	Executed Elements	Info	Base Value	GOE	J1	J2	J3	J4	J5	J6	J7	J8	J9	Ref.	Scores of Panel
1	2A		3.30	0.33	1	1	1	1	0						3.63
2	3F!<	! <	4.24	-1.27	-3	-3	-4	-3	-3						2.97
3	3Lz<+2T	<	6.02	-2.20	-4	-5	-5	-2	-5						3.82
4	FCSp4		3.20	0.00	-1	0	0	0	1						3.20
5	StSq3		3.30	-0.11	-1	0	-2	0	0						3.19
6	CCoSp3		3.00	-0.60	-2	-1	-2	-2	-2						2.40
7	SSp3		2.10	0.21	1	1	0	2	1						2.31
			25.16												21.52
Program Components			Factor												
Composition			1.33	4.00	5.00	4.25	4.25	4.50			4.33				
Presentation			1.33	3.75	4.75	3.75	4.50	4.25			4.17				
Skating Skills			1.33	4.25	5.00	4.25	5.00	4.75			4.67				
Judges Total Program Component Score (factored)										17.52					
Deductions:								0.00							

Rank	Name	Nation	Starting Number	Total Segment Score	Total Element Score	Total Program Component Score (factored)		Total Deductions							
14	Agne IVANOVAITE	LTU	15	38.99	18.71	20.28		0.00							
#	Executed Elements	Info	Base Value	GOE	J1	J2	J3	J4	J5	J6	J7	J8	J9	Ref.	Scores of Panel
1	3Fq	q	5.30	-1.41	-2	-3	-3	-3	-2						3.89
2	1Lz*+COMBO	*	0.00	0.00	-	-	-	-	-						0.00
3	FCSp3		2.80	0.47	1	2	2	1	2						3.27
4	2A	x	3.63	0.66	2	1	2	2	3						4.29
5	StSq2		2.60	0.26	2	1	0	0	2						2.86
6	CCoSp2		2.50	0.25	2	1	2	0	0						2.75
7	LSp2		1.90	-0.25	-1	-1	-2	-1	-2						1.65
			18.73												18.71
Program Components			Factor												
Composition			1.33	5.75	5.25	4.50	4.75	5.00			5.00				
Presentation			1.33	5.75	5.00	4.25	4.50	5.00			4.83				
Skating Skills			1.33	5.75	5.50	5.50	4.75	5.25			5.42				
Judges Total Program Component Score (factored)										20.28					
Deductions:								0.00							

Rank	Name	Nation	Starting Number	Total Segment Score	Total Element Score	Total Program Component Score (factored)		Total Deductions							
15	Victoria SPIVACH	ITA	12	38.44	19.60	18.84		0.00							
#	Executed Elements	Info	Base Value	GOE	J1	J2	J3	J4	J5	J6	J7	J8	J9	Ref.	Scores of Panel
1	2A		3.30	0.22	0	0	1	1	1						3.52
2	3S<+2T	<	4.74	-1.26	-3	-2	-5	-4	-4						3.48
3	CCoSp4		3.50	0.00	1	0	0	0	0						3.50
4	2F	x	1.98	0.12	0	0	1	1	1						2.10
5	SSp4		2.50	-0.17	-1	-1	0	0	-1						2.33
6	StSq2		2.60	0.00	-1	0	0	0	0						2.60
7	FCSp2		2.30	-0.23	0	-2	-1	-2	0						2.07
			20.92												19.60
Program Components			Factor												
Composition			1.33	5.00	4.50	4.75	4.75	5.00			4.83				
Presentation			1.33	5.25	4.25	4.50	4.50	5.00			4.67				
Skating Skills			1.33	4.75	4.50	5.25	4.50	4.75			4.67				
Judges Total Program Component Score (factored)										18.84					
Deductions:								0.00							

PARTNERS


JUDGES DETAILS PER SKATER
JUNIOR WOMEN SHORT PROGRAM

Rank	Name	Nation	Starting Number	Total Segment Score	Total Element Score	Total Program Component Score (factored)		Total Deductions							
16	Paula BELEVICA	LAT	13	37.80	19.19	19.61		-1.00							
#	Executed Elements	Info	Base Value	GOE	J1	J2	J3	J4	J5	J6	J7	J8	J9	Ref.	Scores of Panel
1	3Tq+COMBO	F q	4.20	-2.10	-5	-5	-5	-5	-5						2.10
2	2A		3.30	0.33	1	1	1	1	1						3.63
3	FCSp3		2.80	0.19	0	1	1	0	2						2.99
4	2F	x	1.98	0.12	0	2	0	1	1						2.10
5	SSp4		2.50	0.50	2	2	2	2	1						3.00
6	StSq2		2.60	0.17	1	1	-1	0	1						2.77
7	CCoSp3		3.00	-0.40	-2	-1	-1	-2	-1						2.60
			20.38												19.19
Program Components				Factor											
Composition				1.33	5.50	5.00	5.00	5.00	5.00					5.00	
Presentation				1.33	5.25	4.75	4.75	4.75	5.25					4.92	
Skating Skills				1.33	5.00	4.75	4.75	4.50	5.00					4.83	
Judges Total Program Component Score (factored)															19.61
Deductions:			Falls	-1.00 (1)											-1.00

Rank	Name	Nation	Starting Number	Total Segment Score	Total Element Score	Total Program Component Score (factored)		Total Deductions							
17	Mia Elaine MUTH	GER	32	37.57	19.18	19.39		-1.00							
#	Executed Elements	Info	Base Value	GOE	J1	J2	J3	J4	J5	J6	J7	J8	J9	Ref.	Scores of Panel
1	2A		3.30	0.00	0	0	0	0	0						3.30
2	3Sq+COMBO	F q	4.30	-2.15	-5	-5	-5	-5	-5						2.15
3	SSp4		2.50	0.00	0	0	0	-2	0						2.50
4	FCSp3		2.80	0.00	0	0	1	0	-1						2.80
5	2F	x	1.98	0.18	0	1	1	1	1						2.16
6	StSq3		3.30	0.22	1	1	1	1	0						3.52
7	CCoSp2		2.50	0.25	1	1	1	1	1						2.75
			20.68												19.18
Program Components				Factor											
Composition				1.33	5.00	4.75	5.00	4.75	4.50					4.83	
Presentation				1.33	5.00	4.75	5.50	4.50	4.50					4.75	
Skating Skills				1.33	4.75	5.25	5.25	5.00	4.75					5.00	
Judges Total Program Component Score (factored)															19.39
Deductions:			Falls	-1.00 (1)											-1.00

Rank	Name	Nation	Starting Number	Total Segment Score	Total Element Score	Total Program Component Score (factored)		Total Deductions							
18	Miriam Stefania TALI	ITA	21	37.19	17.68	20.51		-1.00							
#	Executed Elements	Info	Base Value	GOE	J1	J2	J3	J4	J5	J6	J7	J8	J9	Ref.	Scores of Panel
1	3S<<+COMBO	F <<	1.30	-0.65	-5	-5	-5	-5	-5						0.65
2	2A		3.30	0.22	0	0	1	1	1						3.52
3	FCSp4		3.20	0.32	1	1	2	1	0						3.52
4	StSq2		2.60	0.43	1	2	2	2	1						3.03
5	2F	x	1.98	0.18	1	1	1	1	0						2.16
6	CCoSp4		3.50	0.00	1	0	0	0	0						3.50
7	LSp1		1.50	-0.20	-3	-2	-1	-1	0						1.30
			17.38												17.68
Program Components				Factor											
Composition				1.33	5.25	5.25	5.25	5.25	5.00					5.25	
Presentation				1.33	5.25	5.25	5.25	5.00	5.00					5.17	
Skating Skills				1.33	4.75	5.00	5.75	5.25	4.75					5.00	
Judges Total Program Component Score (factored)															20.51
Deductions:			Falls	-1.00 (1)											-1.00

PARTNERS


JUDGES DETAILS PER SKATER
JUNIOR WOMEN SHORT PROGRAM

Rank	Name	Nation	Starting Number	Total Segment Score	Total Element Score	Total Program Component Score (factored)	Total Deductions								
19	Emma MAEVSKI	NOR	16	37.09	20.57	16.52	0.00								
#	Executed Elements	Info	Base Value	GOE	J1	J2	J3	J4	J5	J6	J7	J8	J9	Ref.	Scores of Panel
1	3T+2T		5.50	0.00	0	0	0	0	1						5.50
2	2A		3.30	0.22	0	0	1	1	1						3.52
3	CCoSp3		3.00	0.00	0	0	0	0	0						3.00
4	FCSp2		2.30	-0.38	-2	-3	-2	-1	-1						1.92
5	2F	x	1.98	0.00	0	0	0	0	0						1.98
6	StSq2		2.60	-0.26	-1	-2	-1	-1	0						2.34
7	SSp3		2.10	0.21	1	1	1	0	1						2.31
			20.78												20.57
Program Components				Factor											
	Composition		1.33	3.75	4.00	4.00	4.00	4.00	4.50						4.00
	Presentation		1.33	3.75	4.00	4.00	4.00	4.00	4.75						4.00
	Skating Skills		1.33	4.00	4.50	4.50	4.25	5.00							4.42
Judges Total Program Component Score (factored)											16.52				
Deductions:							0.00								

Rank	Name	Nation	Starting Number	Total Segment Score	Total Element Score	Total Program Component Score (factored)	Total Deductions								
20	Anastasiia BEZUHLA	POL	19	36.86	18.36	19.50	-1.00								
#	Executed Elements	Info	Base Value	GOE	J1	J2	J3	J4	J5	J6	J7	J8	J9	Ref.	Scores of Panel
1	3Lz<+COMBO	F <	4.72	-2.36	-5	-5	-5	-5	-5						2.36
2	2A<	<	2.64	-1.06	-4	-2	-5	-4	-4						1.58
3	CCoSp4		3.50	0.12	0	1	1	0	-1						3.62
4	StSq2		2.60	0.17	0	1	1	1	0						2.77
5	2F	x	1.98	0.30	2	0	2	2	1						2.28
6	FCSp3		2.80	0.28	1	1	1	1	1						3.08
7	SSp4		2.50	0.17	1	0	1	0	1						2.67
			20.74												18.36
Program Components				Factor											
	Composition		1.33	5.00	5.00	4.75	5.00	4.25							4.92
	Presentation		1.33	5.00	4.75	5.25	4.75	4.25							4.83
	Skating Skills		1.33	4.75	5.00	5.00	5.25	4.50							4.92
Judges Total Program Component Score (factored)											19.50				
Deductions:							Falls	-1.00 (1)						-1.00	

Rank	Name	Nation	Starting Number	Total Segment Score	Total Element Score	Total Program Component Score (factored)	Total Deductions								
21	Darya FROLOVA	POL	36	36.71	16.99	19.72	0.00								
#	Executed Elements	Info	Base Value	GOE	J1	J2	J3	J4	J5	J6	J7	J8	J9	Ref.	Scores of Panel
1	3S+COMBO		4.30	-2.15	-5	-5	-5	-5	-5						2.15
2	1F*	*	0.00	0.00	-	-	-	-	-						0.00
3	FCSp3		2.80	0.28	1	1	1	1	1						3.08
4	2A	x	3.63	-0.66	-1	-2	-2	-2	-2						2.97
5	CCoSp2		2.50	0.00	0	1	-1	0	0						2.50
6	StSq3		3.30	0.11	1	1	0	0	0						3.41
7	LSp3		2.40	0.48	2	2	2	2	2						2.88
			18.93												16.99
Program Components				Factor											
	Composition		1.33	4.75	5.25	5.25	4.50	4.75							4.92
	Presentation		1.33	4.75	5.00	5.00	4.25	4.75							4.83
	Skating Skills		1.33	5.00	5.50	5.75	4.75	4.75							5.08
Judges Total Program Component Score (factored)											19.72				
Deductions:							0.00								

PARTNERS


JUDGES DETAILS PER SKATER
JUNIOR WOMEN SHORT PROGRAM

Rank	Name	Nation	Starting Number	Total Segment Score	Total Element Score	Total Program Component Score (factored)		Total Deductions							
22	Rebecca BREEST	GER	20	36.67	18.15	18.52		0.00							
#	Executed Elements	Info	Base Value	GOE	J1	J2	J3	J4	J5	J6	J7	J8	J9	Ref.	Scores of Panel
1	2F		1.80	0.18	0	1	1	1	1						1.98
2	2A		3.30	-1.65	-5	-5	-5	-5	-5						1.65
3	FCSp3		2.80	0.19	0	-1	1	1	1						2.99
4	3S<+2T	<	5.21	x -1.38	-4	-4	-5	-3	-4						3.83
5	SSp3		2.10	0.00	0	0	0	0	0						2.10
6	StSq2		2.60	0.00	1	0	0	0	0						2.60
7	CCoSp3		3.00	0.00	1	0	0	0	0						3.00
			20.81												18.15
Program Components				Factor											
Composition				1.33	4.25	5.00	4.75	4.75	4.50					4.67	
Presentation				1.33	4.25	5.00	4.50	4.50	4.50					4.50	
Skating Skills				1.33	4.25	5.25	5.00	4.75	4.50					4.75	
Judges Total Program Component Score (factored)												18.52			
Deductions:															0.00

Rank	Name	Nation	Starting Number	Total Segment Score	Total Element Score	Total Program Component Score (factored)		Total Deductions							
23	Vivi NURMI	FIN	10	35.45	17.38	19.07		-1.00							
#	Executed Elements	Info	Base Value	GOE	J1	J2	J3	J4	J5	J6	J7	J8	J9	Ref.	Scores of Panel
1	2F!	!	1.80	-0.24	-1	-2	0	-2	-1						1.56
2	3S<+2T	<	4.74	-1.03	-3	-3	-3	-3	-3						3.71
3	SSp4		2.50	0.17	1	1	0	0	1						2.67
4	A*	F *	0.00	0.00	-	-	-	-	-						0.00
5	FCSp3		2.80	0.19	1	0	0	1	2						2.99
6	StSq2		2.60	0.00	0	0	0	0	1						2.60
7	CCoSp4		3.50	0.35	1	1	1	0	2						3.85
			17.94												17.38
Program Components				Factor											
Composition				1.33	5.25	5.00	4.50	4.75	4.25					4.75	
Presentation				1.33	5.25	4.75	4.25	4.50	4.75					4.67	
Skating Skills				1.33	5.00	5.25	4.50	4.75	5.00					4.92	
Judges Total Program Component Score (factored)												19.07			
Deductions: Falls								-1.00 (1)							-1.00

Rank	Name	Nation	Starting Number	Total Segment Score	Total Element Score	Total Program Component Score (factored)		Total Deductions							
24	Kornelia BULANDA	POL	8	34.27	17.65	16.62		0.00							
#	Executed Elements	Info	Base Value	GOE	J1	J2	J3	J4	J5	J6	J7	J8	J9	Ref.	Scores of Panel
1	2A		3.30	0.55	2	1	1	2	2						3.85
2	2Lo+1T*	*	1.70	-0.85	-5	-5	-5	-5	-5						0.85
3	FCSp4		3.20	-0.11	-1	0	-1	0	0						3.09
4	2F		1.98	x 0.00	0	0	0	0	0						1.98
5	CCoSp4		3.50	-0.23	0	-2	-2	0	0						3.27
6	StSq2		2.60	-0.09	0	-1	-2	0	0						2.51
7	SSp3		2.10	0.00	1	0	0	-1	0						2.10
			18.38												17.65
Program Components				Factor											
Composition				1.33	4.25	4.25	3.75	3.75	4.50					4.08	
Presentation				1.33	4.25	4.00	3.75	4.00	4.25					4.08	
Skating Skills				1.33	4.50	4.25	4.25	4.25	4.50					4.33	
Judges Total Program Component Score (factored)												16.62			
Deductions:															0.00

PARTNERS


JUDGES DETAILS PER SKATER
JUNIOR WOMEN SHORT PROGRAM

Rank	Name	Nation	Starting Number	Total Segment Score	Total Element Score	Total Program Component Score (factored)	Total Deductions								
25	Benedetta CEPPARO	ITA	34	33.65	16.46	17.19	0.00								
#	Executed Elements	Info	Base Value	GOE	J1	J2	J3	J4	J5	J6	J7	J8	J9	Ref.	Scores of Panel
1	2A		3.30	-0.66	-2	-2	-2	-2	-2						2.64
2	2Lz+2T		3.40	0.00	0	0	-1	0	0						3.40
3	FCSp2		2.30	-0.38	-2	-2	-1	-1	-3						1.92
4	2F		1.80	0.00	0	0	-1	0	0						1.80
5	CCoSp2		2.50	0.00	0	0	-1	0	0						2.50
6	StSq2		2.60	0.00	0	0	0	0	0						2.60
7	SSp2		1.60	0.00	0	0	0	0	0						1.60
			17.50												16.46
Program Components			Factor												
Composition			1.33	4.25	4.75	4.25	4.25	4.75	4.75					4.42	
Presentation			1.33	4.50	4.50	4.25	3.75	4.75	4.75					4.42	
Skating Skills			1.33	4.00	4.25	4.00	4.00	4.50	4.50					4.08	
Judges Total Program Component Score (factored)														17.19	
Deductions:														0.00	

Rank	Name	Nation	Starting Number	Total Segment Score	Total Element Score	Total Program Component Score (factored)	Total Deductions								
26	Anna CASELLI	ITA	11	32.99	15.80	18.19	-1.00								
#	Executed Elements	Info	Base Value	GOE	J1	J2	J3	J4	J5	J6	J7	J8	J9	Ref.	Scores of Panel
1	2A		3.30	-0.22	-1	0	-1	0	-1						3.08
2	3T<<+COMBO+2T*	F << *	1.30	-0.65	-5	-5	-5	-5	-5						0.65
3	FCSp3		2.80	0.28	1	1	1	1	1						3.08
4	2F		1.98	x 0.06	0	0	0	1	1						2.04
5	SSp2		1.60	0.05	1	1	0	0	0						1.65
6	StSq2		2.60	0.00	0	0	0	0	0						2.60
7	CCoSp3		3.00	-0.30	-1	-1	-1	-2	-1						2.70
			16.58												15.80
Program Components			Factor												
Composition			1.33	4.50	4.75	4.75	4.50	4.75	4.75					4.67	
Presentation			1.33	4.50	4.50	4.50	4.00	4.75	4.75					4.50	
Skating Skills			1.33	4.25	4.75	4.25	4.50	4.75	4.75					4.50	
Judges Total Program Component Score (factored)														18.19	
Deductions:			Falls	-1.00	(1)									-1.00	

Rank	Name	Nation	Starting Number	Total Segment Score	Total Element Score	Total Program Component Score (factored)	Total Deductions								
27	Celin Beate ELLINGSEN	NOR	4	32.91	17.40	16.51	-1.00								
#	Executed Elements	Info	Base Value	GOE	J1	J2	J3	J4	J5	J6	J7	J8	J9	Ref.	Scores of Panel
1	3S<<+COMBO	F <	3.44	-1.72	-5	-5	-5	-5	-5						1.72
2	2A		3.30	-0.22	-1	0	-2	-1	0						3.08
3	CCoSp4		3.50	0.00	1	-1	0	0	0						3.50
4	2F		1.98	x 0.06	1	0	0	0	1						2.04
5	FCSp3		2.80	-0.28	-1	0	-1	-1	-1						2.52
6	StSq3		3.30	-0.44	0	-2	-2	-2	0						2.86
7	SSp3		2.10	-0.42	0	-2	-2	-2	-2						1.68
			20.42												17.40
Program Components			Factor												
Composition			1.33	4.50	4.00	4.00	3.75	4.25	4.25					4.08	
Presentation			1.33	4.50	4.00	3.75	3.75	4.50	4.50					4.08	
Skating Skills			1.33	4.50	4.00	4.00	4.25	4.75	4.75					4.25	
Judges Total Program Component Score (factored)														16.51	
Deductions:			Falls	-1.00	(1)									-1.00	

PARTNERS


JUDGES DETAILS PER SKATER
JUNIOR WOMEN SHORT PROGRAM

Rank	Name	Nation	Starting Number	Total Segment Score	Total Element Score	Total Program Component Score (factored)		Total Deductions							
28	Gulia TODESCHINI	ITA	14	32.75	14.26	19.49		-1.00							
#	Executed Elements	Info	Base Value	GOE	J1	J2	J3	J4	J5	J6	J7	J8	J9	Ref.	Scores of Panel
1	3S<+COMBO	F <	3.44	-1.72	-5	-5	-5	-5	-5						1.72
2	1A*	*	0.00	0.00	-	-	-	-	-						0.00
3	CCoSp3		3.00	-0.20	-1	0	-1	-1	0						2.80
4	StSq2		2.60	0.26	1	1	1	1	0						2.86
5	2F	x	1.98	0.12	1	0	0	1	1						2.10
6	SSp4		2.50	0.25	0	1	1	2	1						2.75
7	FCSp1		1.90	0.13	1	0	1	1	0						2.03
			15.42												14.26
Program Components				Factor											
Composition				1.33	5.00	5.00	5.00	5.25	4.50					5.00	
Presentation				1.33	5.25	5.25	4.50	4.75	4.50					4.83	
Skating Skills				1.33	4.75	5.25	4.75	5.00	4.50					4.83	
Judges Total Program Component Score (factored)													19.49		
Deductions:			Falls	-1.00 (1)									-1.00		

Rank	Name	Nation	Starting Number	Total Segment Score	Total Element Score	Total Program Component Score (factored)		Total Deductions							
29	Jara Tanaya WABNER	GER	24	32.20	15.91	16.29		0.00							
#	Executed Elements	Info	Base Value	GOE	J1	J2	J3	J4	J5	J6	J7	J8	J9	Ref.	Scores of Panel
1	3T+1T*	*	4.20	-2.10	-5	-5	-5	-5	-5						2.10
2	2F		1.80	0.00	0	0	0	0	0						1.80
3	FCSp4		3.20	0.11	0	1	1	0	0						3.31
4	2A	x	3.63	0.11	0	1	0	0	1						3.74
5	CCoSp2V		1.88	-0.50	-3	-2	-2	-3	-3						1.38
6	StSq1		1.80	-0.18	0	-1	-1	-2	-1						1.62
7	SSp3		2.10	-0.14	-1	0	0	-1	-1						1.96
			18.61												15.91
Program Components				Factor											
Composition				1.33	4.00	4.25	4.50	3.50	3.75					4.00	
Presentation				1.33	4.25	4.00	4.25	3.50	3.75					4.00	
Skating Skills				1.33	4.25	4.50	4.50	3.75	4.00					4.25	
Judges Total Program Component Score (factored)													16.29		
Deductions:												0.00			

Rank	Name	Nation	Starting Number	Total Segment Score	Total Element Score	Total Program Component Score (factored)		Total Deductions							
30	Megija FOGELMANE	LAT	3	31.29	14.67	17.62		-1.00							
#	Executed Elements	Info	Base Value	GOE	J1	J2	J3	J4	J5	J6	J7	J8	J9	Ref.	Scores of Panel
1	2A		3.30	0.22	1	0	0	1	1						3.52
2	2Lz+2T		3.40	-0.07	-1	-1	0	0	0						3.33
3	FCSp1		1.90	0.00	0	0	0	0	0						1.90
4	2Fq	F q	1.98	-0.90	-5	-5	-5	-5	-5						1.08
5	StSq1		1.80	-0.18	-2	-1	-1	-1	-1						1.62
6	LSp2		1.90	0.00	0	0	-1	1	0						1.90
7	CCoSp2V		1.88	-0.56	-3	-2	-3	-3	-3						1.32
			16.16												14.67
Program Components				Factor											
Composition				1.33	4.50	4.25	4.50	4.00	4.50					4.42	
Presentation				1.33	4.25	4.00	4.25	4.25	4.75					4.25	
Skating Skills				1.33	4.50	4.00	4.75	4.50	4.75					4.58	
Judges Total Program Component Score (factored)													17.62		
Deductions:			Falls	-1.00 (1)									-1.00		

PARTNERS


JUDGES DETAILS PER SKATER
JUNIOR WOMEN SHORT PROGRAM

Rank	Name	Nation	Starting Number	Total Segment Score	Total Element Score	Total Program Component Score (factored)		Total Deductions							
31	Kamila ZIOBROWSKA	POL	30	31.19	14.79	17.40		-1.00							
#	Executed Elements	Info	Base Value	GOE	J1	J2	J3	J4	J5	J6	J7	J8	J9	Ref.	Scores of Panel
1	2A<<	F <<	1.10	-0.55	-5	-5	-5	-5	-5						0.55
2	2Lo+2Lo		3.40	0.00	0	0	0	0	0						3.40
3	FCSp2		2.30	0.23	1	1	1	1	0						2.53
4	1F*	*	0.00	0.00	-	-	-	-	-						0.00
5	SSp3		2.10	0.14	1	1	1	0	0						2.24
6	StSq2		2.60	0.17	1	1	1	0	0						2.77
7	CCoSp3		3.00	0.30	1	1	1	1	1						3.30
			14.50												14.79
Program Components				Factor											
Composition				1.33	4.25	4.75	4.75	4.25	4.25					4.42	
Presentation				1.33	4.25	4.75	4.50	3.75	4.25					4.33	
Skating Skills				1.33	4.00	4.50	5.00	4.25	4.25					4.33	
Judges Total Program Component Score (factored)													17.40		
Deductions:			Falls	-1.00 (1)									-1.00		

Rank	Name	Nation	Starting Number	Total Segment Score	Total Element Score	Total Program Component Score (factored)		Total Deductions							
32	Zariana ZAPOLSKA	POL	29	31.16	13.64	18.52		-1.00							
#	Executed Elements	Info	Base Value	GOE	J1	J2	J3	J4	J5	J6	J7	J8	J9	Ref.	Scores of Panel
1	2A		3.30	-0.44	-2	-1	-1	-1	-2						2.86
2	3T<+2T	<	4.66	-0.67	-2	-2	-2	-2	-2						3.99
3	2F		1.80	0.12	0	0	1	1	1						1.92
4	SSp3		2.10	0.00	1	0	0	0	0						2.10
5	StSq2		2.60	0.17	1	1	0	0	1						2.77
6	CCoSp		0.00	0.00	-	-	-	-	-						0.00
7	FCSp	F	0.00	0.00	-	-	-	-	-						0.00
			14.46												13.64
Program Components				Factor											
Composition				1.33	5.00	5.00	4.50	4.00	4.50					4.67	
Presentation				1.33	4.75	5.00	4.00	4.25	4.50					4.50	
Skating Skills				1.33	5.00	5.00	4.75	4.50	4.50					4.75	
Judges Total Program Component Score (factored)													18.52		
Deductions:			Falls	-1.00 (1)									-1.00		

Rank	Name	Nation	Starting Number	Total Segment Score	Total Element Score	Total Program Component Score (factored)		Total Deductions							
33	Malgorzata GORSTKA	POL	28	30.17	15.43	16.74		-2.00							
#	Executed Elements	Info	Base Value	GOE	J1	J2	J3	J4	J5	J6	J7	J8	J9	Ref.	Scores of Panel
1	2Lo+2Lo		3.40	0.00	0	0	0	0	0						3.40
2	2A<	F <	2.64	-1.32	-5	-5	-5	-5	-5						1.32
3	SSp3		2.10	0.35	2	2	2	1	1						2.45
4	StSq1		1.80	0.00	0	0	0	0	-1						1.80
5	2F	F	1.98	x -0.90	-5	-5	-5	-5	-5						1.08
6	CCoSp4		3.50	0.23	1	1	0	0	1						3.73
7	FCSp1		1.90	-0.25	-2	-3	-1	-1	-1						1.65
			17.32												15.43
Program Components				Factor											
Composition				1.33	4.50	4.25	4.50	4.25	4.00					4.33	
Presentation				1.33	4.25	4.25	4.00	4.00	4.00					4.08	
Skating Skills				1.33	3.75	4.25	4.25	4.25	4.00					4.17	
Judges Total Program Component Score (factored)													16.74		
Deductions:			Falls	-2.00 (2)									-2.00		

PARTNERS


JUDGES DETAILS PER SKATER
JUNIOR WOMEN SHORT PROGRAM

Rank	Name	Nation	Starting Number	Total Segment Score	Total Element Score	Total Program Component Score (factored)		Total Deductions							
34	Linda DZERVE	LAT	9	29.05	13.53	17.52		-2.00							
#	Executed Elements	Info	Base Value	GOE	J1	J2	J3	J4	J5	J6	J7	J8	J9	Ref.	Scores of Panel
1	3S<+COMBO	F <	3.44	-1.72	-5	-5	-5	-5	-5						1.72
2	2A<	F <	2.64	-1.32	-5	-5	-5	-5	-5						1.32
3	FCSp2		2.30	0.00	1	0	0	0	0						2.30
4	SSp1		1.30	-0.09	1	0	-1	-1	-1						1.21
5	2F		1.98	x 0.00	0	0	0	0	1						1.98
6	StSq2		2.60	0.00	0	0	0	0	0						2.60
7	CCoSp3		3.00	-0.60	-2	-1	-3	-2	-2						2.40
			17.26												13.53
Program Components			Factor												
Composition			1.33	4.50	4.50	4.25	4.50	4.25							4.42
Presentation			1.33	4.50	4.00	3.75	4.25	4.50							4.25
Skating Skills			1.33	5.00	4.25	4.25	4.75	4.50							4.50
Judges Total Program Component Score (factored)														17.52	
Deductions:			Falls	-2.00 (2)											-2.00

Rank	Name	Nation	Starting Number	Total Segment Score	Total Element Score	Total Program Component Score (factored)		Total Deductions								
35	Darja LEETBERG	EST	27	26.24	12.83	14.41		-1.00								
#	Executed Elements	Info	Base Value	GOE	J1	J2	J3	J4	J5	J6	J7	J8	J9	Ref.	Scores of Panel	
1	2F		1.80	0.06	0	0	1	1	0						1.86	
2	2A<	F <	2.64	-1.32	-5	-5	-5	-5	-5						1.32	
3	FCSp3		2.80	-0.37	-1	-1	-1	-2	-2						2.43	
4	2Lz!+2T<	<	3.45	x -0.84	-4	-4	-3	-4	-4						2.61	
5	CCoSp2		2.50	-0.50	-2	-2	-2	-2	-2						2.00	
6	StSq1		1.80	-0.54	-3	-3	-3	-2	-3						1.26	
7	LSp1		1.50	-0.15	-1	-1	0	-1	-1						1.35	
			16.49												12.83	
Program Components			Factor													
Composition			1.33	3.25	3.75	3.75	3.50	3.50							3.58	
Presentation			1.33	3.25	3.50	3.75	3.50	3.50							3.50	
Skating Skills			1.33	3.75	3.75	4.00	3.75	3.75	3.75							3.75
Judges Total Program Component Score (factored)														14.41		
Deductions:			Falls	-1.00 (1)											-1.00	

Rank	Name	Nation	Starting Number	Total Segment Score	Total Element Score	Total Program Component Score (factored)		Total Deductions							
36	Diana RUSEKOVA	SVK	17	25.18	11.12	15.06		-1.00							
#	Executed Elements	Info	Base Value	GOE	J1	J2	J3	J4	J5	J6	J7	J8	J9	Ref.	Scores of Panel
1	2A<	<	2.64	-1.32	-5	-5	-5	-5	-5						1.32
2	3S<<+COMBO	F <<	1.30	-0.65	-5	-5	-5	-5	-5						0.65
3	FCSp2		2.30	-0.31	-1	-2	-1	-1	-2						1.99
4	2F		1.80	0.00	0	0	0	0	0						1.80
5	CCoSp2		2.50	-0.25	-1	-1	-1	-2	-1						2.25
6	StSq1		1.80	-0.30	-1	-2	-2	-2	-1						1.50
7	SSp3		2.10	-0.49	-3	-2	-2	-1	-3						1.61
			14.44												11.12
Program Components			Factor												
Composition			1.33	4.00	3.75	4.00	3.75	3.75							3.83
Presentation			1.33	3.75	3.50	3.75	3.50	3.75							3.67
Skating Skills			1.33	4.00	3.75	3.50	3.75	4.00							3.83
Judges Total Program Component Score (factored)														15.06	
Deductions:			Falls	-1.00 (1)											-1.00

PARTNERS


JUDGES DETAILS PER SKATER
JUNIOR WOMEN SHORT PROGRAM

Rank	Name	Nation	Starting Number	Total Segment Score	Total Element Score	Total Program Component Score (factored)	Total Deductions								
37	Olga PATEK	POL	5	22.02	8.62	14.40	-1.00								
#	Executed Elements	Info	Base Value	GOE	J1	J2	J3	J4	J5	J6	J7	J8	J9	Ref.	Scores of Panel
1	1A*	F *	0.00	0.00	-	-	-	-	-						0.00
2	SSp3		2.10	-0.14	-1	-1	-1	0	0						1.96
3	2Lo+COMBO		1.70	-0.85	-5	-5	-5	-5	-5						0.85
4	CCoSp2V		1.88	-0.69	-4	-3	-4	-4	-3						1.19
5	StSq1		1.80	-0.36	-2	-2	-2	-2	-1						1.44
6	2F	x	1.98	0.00	0	0	-1	0	0						1.98
7	FCSp1		1.90	-0.70	-4	-4	-3	-3	-4						1.20
			11.36												8.62
Program Components			Factor												
	Composition		1.33	3.00	4.00	3.25	3.75	4.25							3.67
	Presentation		1.33	3.25	3.75	3.50	3.50	4.25							3.58
	Skating Skills		1.33	3.50	3.50	3.50	3.75	4.25							3.58
Judges Total Program Component Score (factored)														14.40	
Deductions:			Falls	-1.00 (1)											-1.00

Legend:							
#	Sequence number	GOE	Grade of Execution	Jx	Judges (x=1-9)	Ref.	Referee
*	Invalid element	<	Under-rotated jump	<<	Downgraded jump	F	Fall
x	Credit for highlight distribution, base value multiplied by 1.1			!	Not clear edge		
q	Jump landed on the quarter						

PARTNERS

**RESULTS****JUNIOR WOMEN FREE SKATING**

Pl.	Name	Nation	Total Segment Score
1	Vivien PAPP	HUN	85.03
2	Aleksandra JANIKOWSKA	POL	82.83
3	Julia GRABOWSKI	GER	81.75
4	Meea MÄNNIKKO	FIN	80.63
5	Natasa JERMOLICKA	LAT	77.96
6	Agne IVANOVAITE	LTU	76.64
7	Henna MATTILA	FIN	76.33
8	Michaela MALKOVA	CZE	75.78
9	Anita MAPELLI	ITA	75.63
10	Ilona van STEENBERGHE	BEL	74.09
11	Julija POLNIUK	POL	73.22
12	Vivi NURMI	FIN	71.88
13	Jara Tanaya WABNER	GER	71.88
14	Ina JUNGSMANN	GER	71.78
15	Mia Elaine MUTH	GER	69.76
16	Gulia TODESCHINI	ITA	67.77
17	Zariana ZAPOLSKA	POL	67.20
18	Zofia BOCHENEK	POL	65.94
19	Darya FROLOVA	POL	65.89
20	Rebecca BREEST	GER	65.32
21	Paula BELEVICA	LAT	64.88
22	Anastasiia BEZUHLA	POL	62.94
23	Kornelia BULANDA	POL	62.45
24	Celin Beate ELLINGSEN	NOR	62.11
25	Megija FOGELMANE	LAT	60.96
26	Victoria SPIVACH	ITA	60.44
27	Emma MAEVSKI	NOR	60.30
28	Anna CASELLI	ITA	60.28
29	Kamila ZIOBROWSKA	POL	59.00
30	Miriam Stefania TALI	ITA	57.34
31	Benedetta CEPPARO	ITA	57.20
32	Linda DZERVE	LAT	56.83
33	Emma CERKALOVA	SVK	56.52
34	Olga PATEK	POL	53.35
35	Malgorzata GORSTKA	POL	50.48
36	Diana RUSEKOVA	SVK	44.34
37	Darja LEETBERG	EST	38.62

Ms. Eva SZILAGYI, ISU
Referee

Ms. Magdalena RUSIECKA, ISU
Technical Controller

PARTNERS

**PANEL OF JUDGES****JUNIOR WOMEN FREE SKATING****Officials**

Technical Controller	Ms. Magdalena RUSIECKA	ISU
Technical Specialist	Ms. Dorina SUPAK	ISU
Technical Specialist	Ms. Ivetta LABERNY	ISU

Judges

Referee	Ms. Eva SZILAGYI	ISU
Judge No. 1	Ms. Luiza KOWALCZYK	POL
Judge No. 2	Ms. Vera PUPSOVA	CZE
Judge No. 3	Mr. Marco CICALA	ITA
Judge No. 4	Ms. Maria OLESINSKA	POL
Judge No. 5	Ms. Jelena GALIMOVA	EST

Data/Replay Operator

Data Operator	Mr. Bartosz LEWANDOWSKI	ISU
Replay Operator	Ms. Michaela MILCINSKA	ISU

PARTNERS


JUDGES DETAILS PER SKATER
JUNIOR WOMEN FREE SKATING

Rank	Name	Nation	Starting Number	Total Segment Score	Total Element Score	Total Program Component Score (factored)				Total Deductions					
1	Vivien PAPP	HUN	35	85.03	39.64	45.39				0.00					
#	Executed Elements	Info	Base Value	GOE	J1	J2	J3	J4	J5	J6	J7	J8	J9	Ref.	Scores of Panel
1	3F<	<	4.24	-2.12	-5	-5	-5	-3	-5						2.12
2	3F<+2T+2T	<<	6.84	-1.13	-2	-3	-3	-2	-3						5.71
3	3Lo<	<	3.92	-1.18	-3	-3	-3	-2	-4						2.74
4	2A		3.30	0.33	1	0	1	1	2						3.63
5	FCoSp4		3.50	0.35	1	1	1	1	1						3.85
6	2Lo		1.87	x -0.28	-2	-2	-1	-1	-2						1.59
7	2Lz+2A+SEQ		5.94	x 0.00	0	0	0	0	0						5.94
8	2F+2Lo		3.85	x 0.00	0	0	0	0	0						3.85
9	CCoSp3		3.00	0.30	-1	1	1	1	1						3.30
10	ChSq1		3.00	0.67	1	2	1	2	1						3.67
11	LSp4		2.70	0.54	2	2	2	1	2						3.24
			42.16												39.64
Program Components				Factor											
Composition				2.67	5.75	5.75	6.00	5.75	5.50					5.75	
Presentation				2.67	5.75	5.75	5.75	5.50	5.50					5.67	
Skating Skills				2.67	5.50	5.50	6.00	5.75	5.50					5.58	
Judges Total Program Component Score (factored)															45.39

Deductions:

0.00

Rank	Name	Nation	Starting Number	Total Segment Score	Total Element Score	Total Program Component Score (factored)				Total Deductions					
2	Aleksandra JANIKOWSKA	POL	37	82.83	42.02	41.81				-1.00					
#	Executed Elements	Info	Base Value	GOE	J1	J2	J3	J4	J5	J6	J7	J8	J9	Ref.	Scores of Panel
1	3F+2T+2Lo		8.30	0.53	1	1	1	1	1						8.83
2	3Lz+2A+SEQ		9.20	0.00	0	1	0	0	0						9.20
3	3S+2T		5.60	0.00	0	1	0	0	0						5.60
4	FCSp4		3.20	0.00	1	0	0	0	0						3.20
5	2Lz		2.10	0.00	-1	1	-1	0	1						2.10
6	ChSq1		3.00	0.00	0	1	-1	0	0						3.00
7	2F		1.98	x 0.06	0	0	0	1	1						2.04
8	1S		0.44	x -0.04	-1	-1	-1	-1	-1						0.40
9	3T	F	4.62	x -2.10	-5	-5	-5	-5	-5						2.52
10	CCoSp3		3.00	-0.20	-1	0	-1	-1	0						2.80
11	SSp4		2.50	-0.17	-1	0	-1	-1	0						2.33
			43.94												42.02
Program Components				Factor											
Composition				2.67	5.25	5.75	4.75	4.75	5.25					5.08	
Presentation				2.67	5.25	5.50	4.75	4.75	5.25					5.08	
Skating Skills				2.67	5.75	5.75	5.25	5.25	5.50					5.50	
Judges Total Program Component Score (factored)															41.81
Deductions:			Falls	-1.00 (1)											-1.00

PARTNERS


JUDGES DETAILS PER SKATER
JUNIOR WOMEN FREE SKATING

Rank	Name	Nation	Starting Number	Total Segment Score	Total Element Score	Total Program Component Score (factored)				Total Deductions					
3	Julia GRABOWSKI	GER	36	81.75	38.35	45.40				-2.00					
#	Executed Elements	Info	Base Value	GOE	J1	J2	J3	J4	J5	J6	J7	J8	J9	Ref.	Scores of Panel
1	3Lo		4.90	0.00	0	0	0	1	0						4.90
2	3F<	F <	4.24	-2.12	-5	-5	-5	-5	-5						2.12
3	3Sq	q	4.30	-2.15	-5	-5	-5	-5	-5						2.15
4	2A		3.30	0.55	1	1	2	2	2						3.85
5	CCoSp4		3.50	0.35	1	1	1	1	2						3.85
6	3Sq+REP	F q	3.31	x -2.15	-5	-5	-5	-5	-5						1.16
7	3T+2Aq+SEQ	q	8.25	x -2.10	-5	-5	-5	-4	-5						6.15
8	ChSq1		3.00	0.00	1	0	-1	-1	1						3.00
9	3T		4.62	x 0.42	2	1	1	1	1						5.04
10	FCCoSp3		3.00	0.30	2	1	1	1	0						3.30
11	SSp4		2.50	0.33	2	1	0	1	2						2.83
			44.92												38.35
Program Components				Factor											
Composition				2.67	5.50	5.50	5.75	6.00	5.50					5.58	
Presentation				2.67	5.75	5.00	5.25	5.75	5.50					5.50	
Skating Skills				2.67	6.00	5.75	6.00	6.25	5.50					5.92	
Judges Total Program Component Score (factored)													45.40		
Deductions:		Falls	-2.00 (2)								-2.00				

Rank	Name	Nation	Starting Number	Total Segment Score	Total Element Score	Total Program Component Score (factored)				Total Deductions					
4	Meea MÄNNIKKO	FIN	30	80.63	40.15	40.48				0.00					
#	Executed Elements	Info	Base Value	GOE	J1	J2	J3	J4	J5	J6	J7	J8	J9	Ref.	Scores of Panel
1	3T+2T+2Lo		7.20	0.42	1	1	1	1	1						7.62
2	3Lz<<	<<	2.10	-0.84	-4	-4	-4	-4	-5						1.26
3	3Lo<<	<<	1.70	-0.85	-5	-5	-5	-5	-5						0.85
4	SSp3		2.10	0.00	0	-1	0	0	0						2.10
5	3T		4.20	0.00	0	1	0	0	0						4.20
6	3S+2T		5.60	0.14	0	1	0	0	1						5.74
7	FCCoSp4		3.20	0.21	1	0	0	1	1						3.41
8	ChSq1		3.00	0.17	0	1	1	1	0						3.17
9	2A+1A+SEQ		4.84	x 0.33	1	1	1	1	1						5.17
10	3Sq	q	4.73	x -1.72	-4	-4	-3	-4	-4						3.01
11	CCoSp4		3.50	0.12	0	1	0	0	1						3.62
			42.17												40.15
Program Components				Factor											
Composition				2.67	5.00	5.00	5.00	4.50	5.00					5.00	
Presentation				2.67	4.75	5.00	4.75	4.75	5.00					4.83	
Skating Skills				2.67	5.25	5.50	5.50	4.75	5.25					5.33	
Judges Total Program Component Score (factored)													40.48		
Deductions:											0.00				

PARTNERS


JUDGES DETAILS PER SKATER
JUNIOR WOMEN FREE SKATING

Rank	Name	Nation	Starting Number	Total Segment Score	Total Element Score	Total Program Component Score (factored)				Total Deductions					
5	Natasa JERMOLICKA	LAT	29	77.96	40.15	37.81				0.00					
#	Executed Elements	Info	Base Value	GOE	J1	J2	J3	J4	J5	J6	J7	J8	J9	Ref.	Scores of Panel
1	2A		3.30	0.33	0	1	1	1	1						3.63
2	3F+2T		6.60	0.00	0	0	0	0	0						6.60
3	3Fq	q	5.30	-1.24	-2	-2	-3	-3	-2						4.06
4	CCoSp3		3.00	0.10	1	1	-1	0	0						3.10
5	3Lo<+2Tq+2Lo	<q	6.92	-1.57	-4	-5	-4	-4	-4						5.35
6	3S<<+1A+SEQ	<<	2.64	x -0.52	-4	-4	-4	-4	-3						2.12
7	3Lo<	<	4.31	x -0.78	-2	-2	-2	-2	-3						3.53
8	2A		3.63	x 0.00	1	0	0	0	0						3.63
9	ChSq1		3.00	0.00	1	0	0	0	0						3.00
10	FCSp3		2.80	-0.37	-2	-1	-2	0	-1						2.43
11	LSp4		2.70	0.00	0	0	0	1	0						2.70
			44.20												40.15
Program Components				Factor											
Composition				2.67	4.50	5.00	4.75	4.25	4.50					4.58	
Presentation				2.67	4.50	5.00	4.75	4.50	4.50					4.58	
Skating Skills				2.67	4.50	5.25	5.25	5.00	4.75					5.00	
Judges Total Program Component Score (factored)											37.81				

Deductions:

0.00

Rank	Name	Nation	Starting Number	Total Segment Score	Total Element Score	Total Program Component Score (factored)				Total Deductions					
6	Agne IVANOVAITE	LTU	24	76.64	36.25	41.39				-1.00					
#	Executed Elements	Info	Base Value	GOE	J1	J2	J3	J4	J5	J6	J7	J8	J9	Ref.	Scores of Panel
1	2A+1Eu+2S		5.10	0.55	2	0	1	2	2						5.65
2	3F		5.30	1.06	2	2	2	2	2						6.36
3	3Lz<	F <	4.72	-2.36	-5	-5	-5	-5	-5						2.36
4	3S<+2T	<	4.74	-0.57	-2	-2	-1	-2	-1						4.17
5	FCSp4		3.20	0.64	2	2	2	2	2						3.84
6	ChSq1		3.00	0.00	0	0	0	0	0						3.00
7	2A<	<	2.90	x -1.23	-4	-5	-5	-4	-5						1.67
8	2Lz		2.31	x 0.21	1	1	1	1	0						2.52
9	2F		1.98	x -0.06	-2	0	0	0	-1						1.92
10	LSp2		1.90	0.19	1	1	1	1	1						2.09
11	CCoSp2		2.50	0.17	0	1	1	-1	1						2.67
			37.65												36.25
Program Components				Factor											
Composition				2.67	5.00	5.50	4.50	4.75	5.25					5.00	
Presentation				2.67	5.00	5.25	4.25	4.75	5.25					5.00	
Skating Skills				2.67	5.50	5.75	5.50	5.00	5.50					5.50	
Judges Total Program Component Score (factored)											41.39				
Deductions:			Falls	-1.00 (1)							-1.00				

PARTNERS


JUDGES DETAILS PER SKATER
JUNIOR WOMEN FREE SKATING

Rank	Name	Nation	Starting Number	Total Segment Score	Total Element Score	Total Program Component Score (factored)				Total Deductions					
7	Henna MATTILA	FIN	34	76.33	31.49	45.84				-1.00					
#	Executed Elements	Info	Base Value	GOE	J1	J2	J3	J4	J5	J6	J7	J8	J9	Ref.	Scores of Panel
1	3S		4.30	0.00	0	0	0	0	1						4.30
2	2A		3.30	0.00	0	-2	-1	1	1						3.30
3	3S+REP	F	3.01	-2.15	-5	-5	-5	-5	-5						0.86
4	FCSp4		3.20	0.32	1	1	1	2	1						3.52
5	1A		1.10	0.00	1	-2	-1	0	2						1.10
6	2Lz!	!	2.31	x -0.28	-1	-2	-1	-2	-1						2.03
7	ChSq1		3.00	0.50	1	1	1	1	1						3.50
8	LSp4		2.70	0.27	1	1	1	1	1						2.97
9	2F+1Eu+2S		3.96	x 0.12	1	0	0	1	1						4.08
10	2F		1.98	x 0.00	0	0	0	1	0						1.98
11	CCoSp4		3.50	0.35	1	1	1	0	1						3.85
			32.36												31.49
Program Components				Factor											
Composition				2.67	6.00	5.50	5.75	6.00	5.50					5.75	
Presentation				2.67	6.00	5.50	5.50	5.75	5.75					5.67	
Skating Skills				2.67	5.75	5.75	5.75	5.75	5.50					5.75	
Judges Total Program Component Score (factored)														45.84	
Deductions:			Falls	-1.00	(1)										-1.00

Rank	Name	Nation	Starting Number	Total Segment Score	Total Element Score	Total Program Component Score (factored)				Total Deductions					
8	Michaela MALKOVA	CZE	33	75.78	38.71	38.07				-1.00					
#	Executed Elements	Info	Base Value	GOE	J1	J2	J3	J4	J5	J6	J7	J8	J9	Ref.	Scores of Panel
1	3F<	<	4.24	-2.12	-5	-5	-5	-5	-5						2.12
2	3Lz		5.90	-2.75	-5	-4	-4	-5	-5						3.15
3	3S		4.30	-1.86	-5	-3	-4	-4	-5						2.44
4	2F+1Eu<<+2S	F <<	3.10	-0.90	-5	-5	-5	-5	-5						2.20
5	FCoSp4		3.50	0.12	0	1	0	0	1						3.62
6	3T+2A+SEQ		8.25	x -1.54	-4	-3	-3	-4	-4						6.71
7	2A		3.63	x 0.00	0	0	0	0	1						3.63
8	3T+2T		6.05	x -0.28	-1	0	-1	-1	1						5.77
9	CCoSp4		3.50	0.00	0	0	-1	0	1						3.50
10	ChSq1		3.00	0.33	1	1	0	0	1						3.33
11	SSp3		2.10	0.14	1	1	0	0	1						2.24
			47.57												38.71
Program Components				Factor											
Composition				2.67	4.25	5.00	4.75	3.75	5.25					4.67	
Presentation				2.67	4.25	4.50	4.50	4.25	5.25					4.42	
Skating Skills				2.67	5.00	5.25	5.50	4.75	5.25					5.17	
Judges Total Program Component Score (factored)														38.07	
Deductions:			Falls	-1.00	(1)										-1.00

PARTNERS


JUDGES DETAILS PER SKATER
JUNIOR WOMEN FREE SKATING

Rank	Name	Nation	Starting Number	Total Segment Score	Total Element Score	Total Program Component Score (factored)				Total Deductions					
9	Anita MAPELLI	ITA	28	75.63	35.37	40.26				0.00					
#	Executed Elements	Info	Base Value	GOE	J1	J2	J3	J4	J5	J6	J7	J8	J9	Ref.	Scores of Panel
1	3Sq+2T	q	5.60	-0.86	-2	-2	-2	-2	-2						4.74
2	2A		3.30	0.11	0	0	1	2	0						3.41
3	3S<	<	3.44	-1.61	-5	-5	-5	-3	-4						1.83
4	FCCoSp3		3.00	-0.40	0	-2	-1	-1	-4						2.60
5	2A		3.30	0.00	-1	0	0	0	0						3.30
6	2F+2T		3.41	x 0.00	0	0	0	1	0						3.41
7	CCoSp3		3.00	0.20	1	0	-1	1	1						3.20
8	2Lz	x	2.31	x 0.07	0	0	0	1	1						2.38
9	ChSq1		3.00	0.33	0	0	1	1	1						3.33
10	2Lz+2Lo+2Lo<	<	5.68	x -0.91	-5	-4	-4	-3	-5						4.77
11	LSp3		2.40	0.00	0	0	0	0	0						2.40
			38.44												35.37
Program Components				Factor											
Composition				2.67	5.00	5.25	5.00	5.00	5.25					5.08	
Presentation				2.67	4.75	5.00	5.00	4.75	5.25					4.92	
Skating Skills				2.67	5.00	5.25	5.50	5.00	5.00					5.08	
Judges Total Program Component Score (factored)											40.26				

Deductions:

0.00

Rank	Name	Nation	Starting Number	Total Segment Score	Total Element Score	Total Program Component Score (factored)				Total Deductions					
10	Ilona van STEENBERGHE	BEL	27	74.09	35.49	39.60				-1.00					
#	Executed Elements	Info	Base Value	GOE	J1	J2	J3	J4	J5	J6	J7	J8	J9	Ref.	Scores of Panel
1	3Lz<<+2T	<<	3.40	-0.77	-3	-4	-5	-4	-3						2.63
2	3Sq+2A+2Lo<+SEQ	q <	8.96	-2.15	-5	-5	-5	-5	-5						6.81
3	3T<+2T	<	4.66	-0.67	-2	-2	-2	-2	-2						3.99
4	FCCoSp4		3.50	-0.47	-1	-1	-1	-2	-2						3.03
5	3Lo<<	<<	1.70	-0.85	-5	-5	-5	-5	-5						0.85
6	3T<	F <	3.70	x -1.68	-5	-5	-5	-5	-5						2.02
7	3Sq	q	4.73	x -1.43	-4	-3	-5	-3	-3						3.30
8	2A	x	3.63	x -0.88	-3	-3	-3	-2	-2						2.75
9	ChSq1		3.00	0.50	1	1	1	1	0						3.50
10	CCoSp4		3.50	0.23	2	1	0	1	0						3.73
11	LSp3		2.40	0.48	2	2	2	2	2						2.88
			43.18												35.49
Program Components				Factor											
Composition				2.67	4.75	5.75	4.75	5.00	4.75					4.83	
Presentation				2.67	5.00	5.50	5.00	4.75	4.75					4.92	
Skating Skills				2.67	4.50	5.75	5.50	4.75	5.00					5.08	
Judges Total Program Component Score (factored)											39.60				
Deductions:			Falls	-1.00 (1)											-1.00

PARTNERS


JUDGES DETAILS PER SKATER
JUNIOR WOMEN FREE SKATING

Rank	Name	Nation	Starting Number	Total Segment Score	Total Element Score	Total Program Component Score (factored)				Total Deductions					
11	Julija POLNIUK	POL	26	73.22	32.74	42.48				-2.00					
#	Executed Elements	Info	Base Value	GOE	J1	J2	J3	J4	J5	J6	J7	J8	J9	Ref.	Scores of Panel
1	3Loq	F q	4.90	-2.45	-5	-5	-5	-5	-5						2.45
2	2S		1.30	0.13	1	1	1	1	0						1.43
3	3Sq	F q	4.30	-2.15	-5	-5	-5	-5	-5						2.15
4	SSp4		2.50	0.17	1	0	0	1	2						2.67
5	2A+1Eu+2F		5.60	0.33	1	1	1	1	1						5.93
6	2A		3.63	x 0.00	0	0	0	0	0						3.63
7	ChSq1		3.00	1.00	2	2	2	2	3						4.00
8	2Lz+2Tq	q	3.74	x -0.70	-3	-5	-5	-2	-2						3.04
9	2Lz+2T<	<	3.45	x -0.84	-5	-5	-3	-2	-4						2.61
10	FCoSp3		3.00	-0.50	-1	-1	-2	-2	-2						2.50
11	CCoSp2		2.50	-0.17	-1	-1	1	-1	0						2.33
			37.92												32.74
Program Components				Factor											
Composition				2.67	5.75	4.75	5.75	5.50	5.25					5.50	
Presentation				2.67	5.75	4.25	5.00	5.00	5.25					5.08	
Skating Skills				2.67	5.50	5.00	5.75	5.25	5.25					5.33	
Judges Total Program Component Score (factored)													42.48		
Deductions:			Falls	-2.00 (2)											-2.00

Rank	Name	Nation	Starting Number	Total Segment Score	Total Element Score	Total Program Component Score (factored)				Total Deductions					
12	Vivi NURMI	FIN	15	71.88	31.20	40.68				0.00					
#	Executed Elements	Info	Base Value	GOE	J1	J2	J3	J4	J5	J6	J7	J8	J9	Ref.	Scores of Panel
1	3Sq	q	4.30	-0.72	-1	-2	-2	-2	-1						3.58
2	3T<	<	3.36	-0.67	-2	-2	-2	-2	-1						2.69
3	2S		1.30	0.04	0	1	1	0	0						1.34
4	FCSp3		2.80	0.28	1	1	1	1	1						3.08
5	2Lz+2T		3.40	0.00	-1	0	0	0	0						3.40
6	2A		3.63	x 0.22	-2	1	0	1	2						3.85
7	1A<<	<<	0.00	x 0.00	-	-	-	-	-						0.00
8	2Lz+1Eu+2S		4.29	x 0.00	0	0	0	0	0						4.29
9	ChSq1		3.00	0.50	2	1	1	1	1						3.50
10	CCoSp4		3.50	0.58	2	1	2	2	1						4.08
11	SSp1		1.30	0.09	0	1	0	1	1						1.39
			30.88												31.20
Program Components				Factor											
Composition				2.67	5.25	5.50	5.00	4.75	5.00					5.08	
Presentation				2.67	5.50	5.25	4.75	4.75	5.25					5.08	
Skating Skills				2.67	5.00	5.50	5.25	5.00	4.75					5.08	
Judges Total Program Component Score (factored)													40.68		
Deductions:															0.00

PARTNERS


JUDGES DETAILS PER SKATER
JUNIOR WOMEN FREE SKATING

Rank	Name	Nation	Starting Number	Total Segment Score	Total Element Score	Total Program Component Score (factored)				Total Deductions					
13	Jara Tanaya WABNER	GER	9	71.88	37.38	34.50				0.00					
#	Executed Elements	Info	Base Value	GOE	J1	J2	J3	J4	J5	J6	J7	J8	J9	Ref.	Scores of Panel
1	3T+2T		5.50	0.14	0	0	0	1	1						5.64
2	2Lo		1.70	0.00	0	0	0	0	0						1.70
3	2S+2T		2.60	0.00	0	0	0	0	0						2.60
4	CCoSp3		3.00	0.00	1	0	0	0	0						3.00
5	2A+1Eu+2F		5.60	0.00	0	0	0	0	0						5.60
6	3T		4.62	x 0.00	0	0	0	1	0						4.62
7	FSSp2		2.30	-0.23	-1	0	-1	-2	-1						2.07
8	ChSq1		3.00	-0.17	0	-1	-1	0	0						2.83
9	3S<	<	3.78	x -0.69	-2	-2	-2	-2	-2						3.09
10	2A		3.63	x 0.00	0	0	0	0	0						3.63
11	CSp4		2.60	0.00	0	0	0	0	0						2.60
			38.33												37.38
Program Components				Factor											
Composition				2.67	4.25	4.25	3.75	4.25	4.25					4.25	
Presentation				2.67	4.50	4.00	4.00	4.25	4.25					4.17	
Skating Skills				2.67	4.50	4.50	4.50	4.50	4.25					4.50	
Judges Total Program Component Score (factored)															34.50
Deductions:															0.00
Rank	Name	Nation	Starting Number	Total Segment Score	Total Element Score	Total Program Component Score (factored)				Total Deductions					
14	Ina JUNGSMANN	GER	31	71.78	33.06	40.72				-2.00					
#	Executed Elements	Info	Base Value	GOE	J1	J2	J3	J4	J5	J6	J7	J8	J9	Ref.	Scores of Panel
1	3Lz+2T		7.20	-0.20	-2	-1	0	0	0						7.00
2	3F!<+1Eu+2S	! <	6.04	-2.12	-5	-5	-5	-4	-5						3.92
3	2A<	F <	2.64	-1.32	-5	-5	-5	-5	-5						1.32
4	CCoSp1		2.00	-0.60	-3	-2	-3	-4	-3						1.40
5	3Lz<	<	4.72	-2.20	-5	-5	-5	-4	-4						2.52
6	3Tq	F q	4.62	x -2.10	-5	-5	-5	-5	-5						2.52
7	3S<	<	3.78	x -1.49	-4	-5	-5	-4	-4						2.29
8	2F+2T		3.41	x 0.00	0	0	0	0	0						3.41
9	FSSp3		2.60	0.09	1	0	0	0	1						2.69
10	ChSq1		3.00	0.67	2	2	1	0	1						3.67
11	LSp3		2.40	-0.08	0	2	-1	0	-1						2.32
			42.41												33.06
Program Components				Factor											
Composition				2.67	4.75	5.50	5.00	4.75	5.25					5.00	
Presentation				2.67	4.75	5.25	4.50	4.50	5.25					4.83	
Skating Skills				2.67	5.25	5.75	5.75	5.25	5.00					5.42	
Judges Total Program Component Score (factored)															40.72
Deductions:											Falls	-2.00 (2)		-2.00	

PARTNERS


JUDGES DETAILS PER SKATER
JUNIOR WOMEN FREE SKATING

Rank	Name	Nation	Starting Number	Total Segment Score	Total Element Score	Total Program Component Score (factored)				Total Deductions					
15	Mia Elaine MUTH	GER	21	69.76	32.49	38.27				-1.00					
#	Executed Elements	Info	Base Value	GOE	J1	J2	J3	J4	J5	J6	J7	J8	J9	Ref.	Scores of Panel
1	2A+2T		4.60	0.00	0	0	0	0	0						4.60
2	3S+2T		5.60	-0.29	0	-1	-1	0	-1						5.31
3	2A<	F <	2.64	-1.32	-5	-5	-5	-5	-5						1.32
4	FCCoSp3		3.00	0.00	0	0	0	-2	0						3.00
5	2S		1.30	0.00	0	0	0	0	0						1.30
6	2Lz+1Eu+2S		4.29	x 0.00	0	0	0	0	0						4.29
7	ChSq1		3.00	0.50	0	1	2	1	1						3.50
8	2Lz		2.31	x 0.07	1	0	0	1	0						2.38
9	SSp4		2.50	0.00	0	0	0	0	0						2.50
10	2F		1.98	x 0.06	0	0	1	1	0						2.04
11	CCoSp3V		2.25	0.00	0	0	0	-1	1						2.25
			33.47												32.49
Program Components				Factor											
Composition				2.67	4.75	5.00	5.25	4.75	4.50					4.83	
Presentation				2.67	4.75	4.75	5.25	4.50	4.50					4.67	
Skating Skills				2.67	4.50	5.25	5.00	4.75	4.75					4.83	
Judges Total Program Component Score (factored)													38.27		
Deductions:			Falls	-1.00	(1)										-1.00

Rank	Name	Nation	Starting Number	Total Segment Score	Total Element Score	Total Program Component Score (factored)				Total Deductions					
16	Gulia TODESCHINI	ITA	10	67.77	30.51	38.26				-1.00					
#	Executed Elements	Info	Base Value	GOE	J1	J2	J3	J4	J5	J6	J7	J8	J9	Ref.	Scores of Panel
1	3S<+2T	<	4.74	-0.80	-3	-2	-1	-2	-4						3.94
2	2A		3.30	0.33	1	1	0	1	1						3.63
3	2S	F	1.30	-0.65	-5	-5	-5	-5	-5						0.65
4	2Lo+1A<<+SEQ	<<	1.70	-0.68	-4	-5	-4	-4	-4						1.02
5	CCoSp4		3.50	0.12	0	0	1	1	0						3.62
6	2F	x	1.98	0.18	1	1	1	1	0						2.16
7	FCCoSp3		3.00	0.30	1	1	1	1	1						3.30
8	ChSq1		3.00	0.50	1	1	1	1	0						3.50
9	2Lo+1Eu+2S		3.85	x 0.00	1	0	0	0	0						3.85
10	2F	x	1.98	0.00	0	0	0	0	0						1.98
11	CSSp3		2.60	0.26	1	1	1	1	1						2.86
			30.95												30.51
Program Components				Factor											
Composition				2.67	5.00	5.25	5.00	0.25	4.25					4.75	
Presentation				2.67	4.75	5.25	4.75	4.75	4.25					4.75	
Skating Skills				2.67	4.75	5.00	4.75	5.00	4.50					4.83	
Judges Total Program Component Score (factored)													38.26		
Deductions:			Falls	-1.00	(1)										-1.00

PARTNERS


JUDGES DETAILS PER SKATER
JUNIOR WOMEN FREE SKATING

Rank	Name	Nation	Starting Number	Total Segment Score	Total Element Score	Total Program Component Score (factored)				Total Deductions					
17	Zariana ZAPOLSKA	POL	6	67.20	34.71	34.49				-2.00					
#	Executed Elements	Info	Base Value	GOE	J1	J2	J3	J4	J5	J6	J7	J8	J9	Ref.	Scores of Panel
1	2A+2T+2Lo		6.30	-0.22	0	-1	-1	-1	0						6.08
2	3T	F	4.20	-2.10	-5	-5	-5	-5	-5						2.10
3	2F+2T		3.10	0.00	0	0	0	0	0						3.10
4	CCoSp4		3.50	-0.12	-1	0	-1	0	0						3.38
5	2S+2Lo		3.00	0.00	1	0	0	0	0						3.00
6	2Lz		2.31	x 0.00	0	0	0	0	0						2.31
7	2A		3.63	x 0.00	0	0	0	0	0						3.63
8	FCCoSp3		3.00	-0.30	1	0	-2	-1	-2						2.70
9	ChSq1		3.00	0.00	1	0	0	0	-2						3.00
10	2Lz		2.31	x 0.00	0	0	0	0	0						2.31
11	FSSp4		3.00	0.10	1	0	0	0	1						3.10
			37.35												34.71
Program Components				Factor											
Composition				2.67	4.75	4.50	4.00	4.50	4.25					4.42	
Presentation				2.67	4.50	4.00	4.25	4.25	4.00					4.17	
Skating Skills				2.67	4.75	4.25	4.25	4.50	4.25					4.33	
Judges Total Program Component Score (factored)														34.49	
Deductions:			Falls	-2.00	(2)										-2.00

Rank	Name	Nation	Starting Number	Total Segment Score	Total Element Score	Total Program Component Score (factored)				Total Deductions					
18	Zofia BOCHENEK	POL	25	65.94	34.90	32.04				-1.00					
#	Executed Elements	Info	Base Value	GOE	J1	J2	J3	J4	J5	J6	J7	J8	J9	Ref.	Scores of Panel
1	3Lo+2Lo		6.60	0.00	0	1	0	0	-1						6.60
2	1Lz		0.60	-0.08	-1	-1	-2	-1	-2						0.52
3	3Lzq+2T+2Aq+SEQ	F q q	10.50	-2.36	-4	-4	-4	-4	-4						8.14
4	3S<	F <	3.44	-1.72	-5	-5	-5	-5	-5						1.72
5	2A		3.30	-0.33	-1	0	-1	-1	-1						2.97
6	CCoSp3		3.00	-0.80	-2	-1	-3	-3	-4						2.20
7	3Lo<	<	4.31	x -0.91	-2	-2	-3	-2	-3						3.40
8	3T<+2T	<	5.13	x -0.90	-2	-2	-3	-3	-3						4.23
9	FCCoSp3		3.00	-1.20	-3	-5	-5	-3	-4						1.80
10	ChSq1		3.00	-1.50	-2	-3	-3	-3	-3						1.50
11	SSp3		2.10	-0.28	-1	-1	0	-2	-2						1.82
			44.98												34.90
Program Components				Factor											
Composition				2.67	3.50	4.75	3.25	4.00	3.75					3.75	
Presentation				2.67	3.50	4.25	3.25	4.25	3.75					3.83	
Skating Skills				2.67	4.25	5.00	4.00	4.75	4.25					4.42	
Judges Total Program Component Score (factored)														32.04	
Deductions:			Falls	-1.00	(1)										-1.00

PARTNERS


JUDGES DETAILS PER SKATER
JUNIOR WOMEN FREE SKATING

Rank	Name	Nation	Starting Number	Total Segment Score	Total Element Score	Total Program Component Score (factored)				Total Deductions						
19	Darya FROLOVA	POL	17	65.89	30.06	35.83				0.00						
#	Executed Elements	Info	Base Value	GOE	J1	J2	J3	J4	J5	J6	J7	J8	J9	Ref.	Scores of Panel	
1	3S+2T		5.60	0.43	1	1	1	1	1						6.03	
2	2A+1Eu+2S		5.10	-0.33	-1	-1	0	-1	-1						4.77	
3	2F		1.80	0.18	1	1	1	1	0						1.98	
4	3T		4.20	0.00	0	0	-1	0	0						4.20	
5	FCCoSp2		2.50	-0.33	-2	0	-2	-1	-1						2.17	
6	1A		1.21	x 0.00	0	0	0	0	0						1.21	
7	1S		0.44	x -0.13	-3	-4	-3	-3	-4						0.31	
8	ChSq1		3.00	-1.00	-2	-1	-2	-2	-3						2.00	
9	2Lz+2T		3.74	x 0.00	0	0	0	0	0						3.74	
10	LSp1		1.50	0.15	1	1	1	1	1						1.65	
11	CCoSp2		2.50	-0.50	-2	-1	-2	-2	-2						2.00	
			31.59												30.06	
Program Components			Factor													
Composition			2.67	4.25	4.75	4.25	4.75	3.75								4.42
Presentation			2.67	4.25	4.75	4.00	4.50	4.00								4.25
Skating Skills			2.67	4.75	5.00	4.75	4.75	4.50								4.75
Judges Total Program Component Score (factored)													35.83			

Deductions:

0.00

Rank	Name	Nation	Starting Number	Total Segment Score	Total Element Score	Total Program Component Score (factored)				Total Deductions						
20	Rebecca BREEST	GER	16	65.32	31.31	34.01				0.00						
#	Executed Elements	Info	Base Value	GOE	J1	J2	J3	J4	J5	J6	J7	J8	J9	Ref.	Scores of Panel	
1	2Lz+2A<<+1A+SEQ	<<	4.30	-0.98	-4	-5	-5	-4	-5						3.32	
2	3Tq	q	4.20	-0.84	-2	-2	-2	-2	-3						3.36	
3	3S+2T		5.60	0.00	0	0	0	0	-1						5.60	
4	2Lo		1.70	0.00	0	0	0	0	0						1.70	
5	LSp2		1.90	-0.19	0	-1	-1	-1	-2						1.71	
6	FCCoSp3		3.00	0.00	0	0	0	0	0						3.00	
7	ChSq1		3.00	-0.83	-1	-2	-2	0	-2						2.17	
8	3S<	<	3.78	x -1.61	-5	-5	-4	-3	-5						2.17	
9	2F+2Loq	q	3.85	x -0.78	-3	-5	-4	-4	-5						3.07	
10	2Lz		2.31	x 0.00	0	0	0	0	0						2.31	
11	CCoSp3		3.00	-0.10	-1	0	-1	0	0						2.90	
12			0.00	0.00	-	-	-	-	-						0.00	
			36.64												31.31	
Program Components			Factor													
Composition			2.67	4.25	4.75	3.75	4.25	3.75								4.08
Presentation			2.67	4.00	4.50	3.75	4.50	3.50								4.08
Skating Skills			2.67	4.50	5.00	4.50	4.75	4.25								4.58
Judges Total Program Component Score (factored)													34.01			

Deductions:

0.00

PARTNERS


JUDGES DETAILS PER SKATER
JUNIOR WOMEN FREE SKATING

Rank	Name	Nation	Starting Number	Total Segment Score	Total Element Score	Total Program Component Score (factored)				Total Deductions					
21	Paula BELEVICA	LAT	22	64.88	25.71	39.17				0.00					
#	Executed Elements	Info	Base Value	GOE	J1	J2	J3	J4	J5	J6	J7	J8	J9	Ref.	Scores of Panel
1	2Lz+1A+SEQ		3.20	0.07	0	1	1	-1	0						3.27
2	3T<+2Tq	<q	4.66	-1.68	-5	-5	-5	-4	-5						2.98
3	FCSp3		2.80	0.28	1	1	1	1	1						3.08
4	2A		3.30	-0.44	-2	-1	-2	0	-1						2.86
5	3T<<	<<	1.30	-0.65	-5	-5	-5	-4	-5						0.65
6	2F+1Eu+2S		3.96	x 0.00	0	0	0	0	0						3.96
7	ChSq1		3.00	0.50	1	1	1	1	0						3.50
8	2F		1.98	x 0.00	0	0	0	0	1						1.98
9	2Lz		2.31	x 0.00	0	0	1	0	0						2.31
10	CSp1		1.40	-0.28	-2	-3	-2	-2	-2						1.12
11	SSp4*	*	0.00	0.00	-	-	-	-	-						0.00
			27.91												25.71
Program Components				Factor											
Composition				2.67	5.25	5.25	5.25	4.50	4.50					5.00	
Presentation				2.67	5.25	5.00	5.00	4.50	4.75					4.92	
Skating Skills				2.67	4.75	5.00	4.75	4.75	4.75					4.75	
Judges Total Program Component Score (factored)													39.17		
Deductions:											0.00				

Rank	Name	Nation	Starting Number	Total Segment Score	Total Element Score	Total Program Component Score (factored)				Total Deductions					
22	Anastasiia BEZUHILA	POL	18	62.94	29.47	34.47				-1.00					
#	Executed Elements	Info	Base Value	GOE	J1	J2	J3	J4	J5	J6	J7	J8	J9	Ref.	Scores of Panel
1	2A<	<	2.64	-0.70	-2	-3	-2	-3	-3						1.94
2	1Lz+2T		1.90	-0.13	-1	0	-1	-1	-1						1.77
3	3Lo<	<	3.92	-1.57	-3	-5	-3	-4	-5						2.35
4	3Lzq	q	5.90	-2.75	-5	-5	-5	-4	-4						3.15
5	CCoSp2V		1.88	-0.06	0	0	-1	-1	0						1.82
6	2Lz+2A<+2Lo+SEQ	F <	7.08	x -1.32	-5	-5	-5	-5	-5						5.76
7	2F+2T		3.41	x 0.00	0	0	0	0	0						3.41
8	2F		1.98	x 0.00	0	0	0	0	0						1.98
9	CSp4		2.60	0.00	0	0	0	0	0						2.60
10	ChSq1		3.00	-0.33	0	0	-1	-1	-2						2.67
11	FCCoSp3V		2.25	-0.23	-2	0	-1	0	-2						2.02
			36.56												29.47
Program Components				Factor											
Composition				2.67	4.50	4.75	3.75	4.75	3.75					4.33	
Presentation				2.67	4.25	4.25	3.75	4.50	3.75					4.08	
Skating Skills				2.67	4.50	4.75	4.25	5.00	4.25					4.50	
Judges Total Program Component Score (factored)													34.47		
Deductions:											-1.00				
Falls											-1.00 (1)				

PARTNERS


JUDGES DETAILS PER SKATER
JUNIOR WOMEN FREE SKATING

Rank	Name	Nation	Starting Number	Total Segment Score	Total Element Score	Total Program Component Score (factored)				Total Deductions					
23	Kornelia BULANDA	POL	14	62.45	31.19	32.26				-1.00					
#	Executed Elements	Info	Base Value	GOE	J1	J2	J3	J4	J5	J6	J7	J8	J9	Ref.	Scores of Panel
1	3Lo<<	F <<	1.70	-0.85	-5	-5	-5	-5	-5						0.85
2	2A		3.30	0.66	2	2	1	2	2						3.96
3	3Lo<<+2T	<<	3.00	-0.57	-3	-3	-3	-4	-4						2.43
4	2A		3.30	0.33	2	1	1	0	1						3.63
5	1S		0.40	-0.03	-1	0	-2	-1	0						0.37
6	FCCoSp3		3.00	-0.50	-1	-1	-2	-3	-2						2.50
7	2Lz+2T+2Lo		5.61	x -0.35	-1	-3	-2	-1	-2						5.26
8	FSSp4		3.00	-0.10	1	-1	-1	0	0						2.90
9	2F+2Lo		3.85	x -0.06	0	0	-1	-2	0						3.79
10	ChSq1		3.00	-0.50	0	0	-2	-1	-3						2.50
11	CCoSp3		3.00	0.00	1	0	-1	-1	1						3.00
			33.16												31.19
Program Components				Factor											
Composition				2.67	3.75	4.50	3.50	4.75	3.50					3.92	
Presentation				2.67	4.00	4.00	3.50	4.50	3.50					3.83	
Skating Skills				2.67	4.25	4.50	4.00	4.50	4.25					4.33	
Judges Total Program Component Score (factored)														32.26	
Deductions:			Falls	-1.00	(1)										-1.00

Rank	Name	Nation	Starting Number	Total Segment Score	Total Element Score	Total Program Component Score (factored)				Total Deductions					
24	Celin Beate ELLINGSEN	NOR	11	62.11	29.74	33.37				-1.00					
#	Executed Elements	Info	Base Value	GOE	J1	J2	J3	J4	J5	J6	J7	J8	J9	Ref.	Scores of Panel
1	3S<	<	3.44	-1.72	-5	-5	-5	-4	-5						1.72
2	2A+2T		4.60	0.00	0	0	0	0	0						4.60
3	3S<+2Tq	< q	4.74	-1.38	-4	-5	-4	-4	-4						3.36
4	FCCoSp2		2.50	-0.75	-2	-3	-4	-2	-4						1.75
5	2Lo		1.70	0.00	0	0	0	0	0						1.70
6	2Aq	F q	3.63	x -1.65	-5	-5	-5	-5	-5						1.98
7	2Lo+1Eu+2F		4.40	x -0.12	0	-1	-1	-1	0						4.28
8	2F		1.98	x 0.00	0	0	0	0	0						1.98
9	FSSp3		2.60	-0.17	0	0	-1	-1	-1						2.43
10	ChSq1		3.00	-0.33	0	-1	-1	0	-2						2.67
11	CCoSp4		3.50	-0.23	0	-1	-2	-1	0						3.27
			36.09												29.74
Program Components				Factor											
Composition				2.67	4.25	4.50	3.75	4.25	4.00					4.17	
Presentation				2.67	4.25	4.25	3.50	4.00	3.75					4.00	
Skating Skills				2.67	4.50	4.50	4.00	4.50	4.00					4.33	
Judges Total Program Component Score (factored)														33.37	
Deductions:			Falls	-1.00	(1)										-1.00

PARTNERS


JUDGES DETAILS PER SKATER
JUNIOR WOMEN FREE SKATING

Rank	Name	Nation	Starting Number	Total Segment Score	Total Element Score	Total Program Component Score (factored)				Total Deductions					
25	Megija FOGELMANE	LAT	8	60.96	26.58	35.38				-1.00					
#	Executed Elements	Info	Base Value	GOE	J1	J2	J3	J4	J5	J6	J7	J8	J9	Ref.	Scores of Panel
1	1A		1.10	0.11	1	1	1	1	2						1.21
2	2Lz+1Eu+2S		3.90	0.07	1	0	0	0	1						3.97
3	2Aq	q	3.30	-0.99	-3	-4	-3	-3	-3						2.31
4	LSp4		2.70	0.00	0	-1	0	0	0						2.70
5	2Lz+2T		3.40	-0.07	-1	1	-1	0	0						3.33
6	FCSp1		1.90	-0.38	-2	-3	-2	-2	0						1.52
7	ChSq1		3.00	0.50	2	1	1	1	0						3.50
8	2F+2T	F	3.41	x -0.90	-5	-5	-5	-5	-5						2.51
9	2F		1.98	x 0.00	0	0	0	0	0						1.98
10	2Lo		1.87	x -0.62	-4	-4	-4	-3	-3						1.25
11	CCoSp3		3.00	-0.70	-3	-3	-2	-1	-2						2.30
			29.56												26.58
Program Components				Factor											
Composition				2.67	4.50	4.25	4.50	4.75	4.25					4.42	
Presentation				2.67	4.50	4.25	4.25	4.25	4.50					4.33	
Skating Skills				2.67	4.75	4.00	4.50	4.50	4.50					4.50	
Judges Total Program Component Score (factored)													35.38		
Deductions:			Falls	-1.00	(1)										-1.00

Rank	Name	Nation	Starting Number	Total Segment Score	Total Element Score	Total Program Component Score (factored)				Total Deductions					
26	Victoria SPIVACH	ITA	23	60.44	25.70	36.74				-2.00					
#	Executed Elements	Info	Base Value	GOE	J1	J2	J3	J4	J5	J6	J7	J8	J9	Ref.	Scores of Panel
1	2A<	<	2.64	-0.79	-3	-4	-5	-2	-2						1.85
2	3S<	F <	3.44	-1.72	-5	-5	-5	-5	-5						1.72
3	3Lo<<	F <<	1.70	-0.85	-5	-5	-5	-5	-5						0.85
4	CCoSp3		3.00	-0.30	1	-1	-1	-1	-1						2.70
5	2Lo		1.70	0.00	0	0	1	0	0						1.70
6	3S<+REP	<	2.65	x -1.72	-5	-5	-5	-5	-5						0.93
7	2F+2T+2Lo		5.28	x -0.60	-4	-3	-4	-3	-3						4.68
8	FCCoSp3		3.00	-0.60	-2	-2	-2	-3	-2						2.40
9	ChSq1		3.00	0.17	0	0	1	0	1						3.17
10	2F+1A+SEQ		3.19	x 0.00	0	0	0	0	0						3.19
11	FSSp3		2.60	-0.09	-2	0	-1	1	0						2.51
			32.20												25.70
Program Components				Factor											
Composition				2.67	4.50	4.75	5.25	4.75	4.50					4.67	
Presentation				2.67	4.50	4.25	4.25	4.50	4.50					4.42	
Skating Skills				2.67	4.50	4.75	5.25	4.75	4.50					4.67	
Judges Total Program Component Score (factored)													36.74		
Deductions:			Falls	-2.00	(2)										-2.00

PARTNERS


JUDGES DETAILS PER SKATER
JUNIOR WOMEN FREE SKATING

Rank	Name	Nation	Starting Number	Total Segment Score	Total Element Score	Total Program Component Score (factored)				Total Deductions					
27	Emma MAEVSKI	NOR	19	60.30	30.49	31.81				-2.00					
#	Executed Elements	Info	Base Value	GOE	J1	J2	J3	J4	J5	J6	J7	J8	J9	Ref.	Scores of Panel
1	3T+2T+1A+SEQ		6.60	-0.98	-2	-3	-2	-2	-3						5.62
2	3S		4.30	-1.29	-3	-3	-4	-3	-3						3.01
3	3T	F	4.20	-2.10	-5	-5	-5	-5	-5						2.10
4	CCoSp3		3.00	0.00	0	0	0	0	0						3.00
5	ChSq1		3.00	-1.00	-2	-3	-2	-2	0						2.00
6	2Aq	F q	3.30	-1.65	-5	-5	-5	-5	-5						1.65
7	2F+2Lo		3.85	x -0.18	-1	-1	-2	-1	0						3.67
8	2Lz+2T		3.74	x 0.00	0	0	0	0	0						3.74
9	FCCoSp2		2.50	-0.92	-4	-4	-3	-3	-5						1.58
10	2Lo		1.87	x 0.00	0	0	0	0	1						1.87
11	SSp4		2.50	-0.25	-1	-3	-1	-1	0						2.25
			38.86											30.49	
Program Components				Factor											
Composition				2.67	3.50	4.25	3.25	4.00	4.00					3.83	
Presentation				2.67	3.50	4.00	3.00	4.25	4.00					3.83	
Skating Skills				2.67	4.00	4.75	3.75	4.50	4.25					4.25	
Judges Total Program Component Score (factored)													31.81		
Deductions:		Falls	-2.00 (2)								-2.00				

Rank	Name	Nation	Starting Number	Total Segment Score	Total Element Score	Total Program Component Score (factored)				Total Deductions					
28	Anna CASELLI	ITA	12	60.28	27.24	34.04				-1.00					
#	Executed Elements	Info	Base Value	GOE	J1	J2	J3	J4	J5	J6	J7	J8	J9	Ref.	Scores of Panel
1	2A		3.30	-0.44	0	-1	-2	-2	-1						2.86
2	3T<<	<<	1.30	-0.65	-5	-5	-5	-4	-5						0.65
3	FCCoSp3		3.00	0.00	0	0	0	0	0						3.00
4	2A<	F <	2.64	-1.32	-5	-5	-5	-5	-5						1.32
5	2Lz+2T+1A+SEQ		4.50	0.00	0	-1	0	0	0						4.50
6	2F+2T		3.41	x -0.24	-1	-1	-1	-2	-2						3.17
7	ChSq1		3.00	-0.33	0	-1	-1	0	-2						2.67
8	2F+2Lo		3.85	x -0.48	-3	-2	-2	-3	-3						3.37
9	CCoSpB		1.70	-0.17	-1	0	-1	-1	-1						1.53
10	2Lz		2.31	x -0.21	-1	-1	-1	0	-1						2.10
11	CSSp2		2.30	-0.23	-1	-1	-2	-1	0						2.07
			31.31											27.24	
Program Components				Factor											
Composition				2.67	4.25	4.75	4.00	4.50	3.75					4.25	
Presentation				2.67	4.00	4.50	4.00	4.25	3.75					4.08	
Skating Skills				2.67	4.50	4.75	4.25	4.50	4.25					4.42	
Judges Total Program Component Score (factored)													34.04		
Deductions:		Falls	-1.00 (1)								-1.00				

PARTNERS


JUDGES DETAILS PER SKATER
JUNIOR WOMEN FREE SKATING

Rank	Name	Nation	Starting Number	Total Segment Score	Total Element Score	Total Program Component Score (factored)				Total Deductions					
29	Kamila ZIOBROWSKA	POL	7	59.00	25.27	34.73				-1.00					
#	Executed Elements	Info	Base Value	GOE	J1	J2	J3	J4	J5	J6	J7	J8	J9	Ref.	Scores of Panel
1	2Lz		2.10	0.00	0	0	0	0	0						2.10
2	2S+2T		2.60	-0.09	-1	0	-1	-1	0						2.51
3	2F+1A+SEQ		2.90	-0.36	-2	-2	-2	-2	-2						2.54
4	2F+2T		3.10	-0.12	0	0	-1	-2	-1						2.98
5	FCSp2		2.30	0.08	1	0	1	0	-2						2.38
6	2S		1.43	x 0.00	0	0	0	0	0						1.43
7	2Lz<<	<<	0.66	x -0.28	-5	-5	-4	-4	-5						0.38
8	2Lo		1.87	x 0.00	0	0	0	0	0						1.87
9	CCoSp3		3.00	0.00	0	0	0	0	0						3.00
10	ChSq1		3.00	0.33	2	2	0	0	0						3.33
11	SSp4		2.50	0.25	2	1	1	0	1						2.75
			25.46												25.27
Program Components				Factor											
Composition				2.67	4.50	4.75	4.00	4.75	4.00					4.42	
Presentation				2.67	4.50	4.75	4.25	4.50	4.00					4.42	
Skating Skills				2.67	4.00	4.50	4.00	4.50	4.00					4.17	
Judges Total Program Component Score (factored)													34.73		
Deductions:			Time violation	-1.00											-1.00

Rank	Name	Nation	Starting Number	Total Segment Score	Total Element Score	Total Program Component Score (factored)				Total Deductions					
30	Miriam Stefania TALI	ITA	20	57.34	24.39	34.95				-2.00					
#	Executed Elements	Info	Base Value	GOE	J1	J2	J3	J4	J5	J6	J7	J8	J9	Ref.	Scores of Panel
1	3S<<	F <<	1.30	-0.65	-5	-5	-5	-5	-5						0.65
2	2A		3.30	-1.21	-4	-3	-4	-5	-3						2.09
3	3Lo<<	F <<	1.70	-0.85	-5	-5	-5	-5	-5						0.85
4	FCSp1		1.90	0.06	0	0	1	1	0						1.96
5	2A<<<+2T	<<	2.40	-0.48	-3	-4	-3	-4	-4						1.92
6	ChSq1		3.00	0.00	1	-1	0	0	0						3.00
7	CCoSp3		3.00	0.00	0	0	-1	0	0						3.00
8	2Lz+1Eu+2S		4.29	x -0.21	-2	-1	-1	-1	0						4.08
9	2F+1A+SEQ		3.19	x -0.18	-1	-1	-1	0	-1						3.01
10	2Lz		2.31	x 0.00	0	0	0	0	0						2.31
11	LSp2		1.90	-0.38	-2	-2	-2	-2	-2						1.52
			28.29												24.39
Program Components				Factor											
Composition				2.67	4.50	4.75	4.00	5.00	4.00					4.42	
Presentation				2.67	4.25	4.25	4.00	4.50	4.00					4.17	
Skating Skills				2.67	4.25	4.75	4.50	4.75	4.25					4.50	
Judges Total Program Component Score (factored)													34.95		
Deductions:			Falls	-2.00 (2)											-2.00

PARTNERS


JUDGES DETAILS PER SKATER
JUNIOR WOMEN FREE SKATING

Rank	Name	Nation	Starting Number	Total Segment Score	Total Element Score	Total Program Component Score (factored)				Total Deductions					
31	Benedetta CEPPARO	ITA	13	57.20	21.15	36.05				0.00					
#	Executed Elements	Info	Base Value	GOE	J1	J2	J3	J4	J5	J6	J7	J8	J9	Ref.	Scores of Panel
1	2A		3.30	0.33	1	0	1	1	1						3.63
2	2Lo		1.70	0.06	0	0	0	1	2						1.76
3	2A		3.30	0.00	0	0	0	0	1						3.30
4	2F		1.80	-0.42	-3	-2	-4	-2	-2						1.38
5	CCoSp3V		2.25	-0.15	0	0	-1	-1	-1						2.10
6	2F+1Eu<<+2S	<<	3.41	x -0.54	-3	-3	-3	-4	-3						2.87
7	1Lz		0.66	x -0.02	-1	0	-1	0	0						0.64
8	FCSSp2V		1.73	-0.35	-2	-3	-3	-1	-1						1.38
9	1Lz+2T<	<	1.80	x -0.21	-2	-2	-2	-2	-2						1.59
10	ChSq1		3.00	-0.50	-2	-2	-1	1	0						2.50
11	FCCoSp		0.00	0.00	-	-	-	-	-						0.00
			22.95												21.15
Program Components				Factor											
Composition				2.67	4.50	5.00	4.25	4.75	4.50					4.58	
Presentation				2.67	4.50	4.50	3.75	4.50	4.50					4.50	
Skating Skills				2.67	4.75	4.25	4.00	4.75	4.25					4.42	
Judges Total Program Component Score (factored)													36.05		
Deductions:											0.00				

Rank	Name	Nation	Starting Number	Total Segment Score	Total Element Score	Total Program Component Score (factored)				Total Deductions					
32	Linda DZERWE	LAT	4	56.83	24.13	32.70				0.00					
#	Executed Elements	Info	Base Value	GOE	J1	J2	J3	J4	J5	J6	J7	J8	J9	Ref.	Scores of Panel
1	2A<<	<<	1.10	-0.37	-4	-3	-3	-4	-3						0.73
2	3S<<+2T	<<	2.60	-0.48	-4	-3	-3	-4	-4						2.12
3	1A		1.10	0.00	0	0	0	0	0						1.10
4	3S<	<	3.44	-0.80	-3	-2	-2	-2	-3						2.64
5	2Lz!+2T+2Lo<	! <	4.76	-0.84	-4	-5	-3	-4	-4						3.92
6	FCSp2		2.30	-0.15	-1	0	-1	-1	0						2.15
7	2F+2Loq	q	3.85	x -0.78	-5	-5	-4	-3	-4						3.07
8	ChSq1		3.00	-0.33	0	-1	-1	-1	0						2.67
9	2Lz!	!	2.31	x -0.28	-1	-2	-1	-2	-1						2.03
10	SSp2		1.60	0.00	1	0	0	0	0						1.60
11	CCoSp3V		2.25	-0.15	0	0	-1	-1	-2						2.10
			28.31												24.13
Program Components				Factor											
Composition				2.67	4.00	4.25	4.00	4.25	4.00					4.08	
Presentation				2.67	4.25	3.75	3.75	4.00	4.25					4.00	
Skating Skills				2.67	4.25	4.00	4.25	4.50	4.00					4.17	
Judges Total Program Component Score (factored)													32.70		
Deductions:											0.00				

PARTNERS


JUDGES DETAILS PER SKATER
JUNIOR WOMEN FREE SKATING

Rank	Name	Nation	Starting Number	Total Segment Score	Total Element Score	Total Program Component Score (factored)				Total Deductions					
33	Emma CERKALOVA	SVK	32	56.52	20.48	36.04				0.00					
#	Executed Elements	Info	Base Value	GOE	J1	J2	J3	J4	J5	J6	J7	J8	J9	Ref.	Scores of Panel
1	3Lz		5.90	-2.75	-3	-4	-5	-5	-5						3.15
2	3F		5.30	-2.47	-4	-5	-5	-5	-4						2.83
3	2Lo		1.70	0.00	0	0	0	0	1						1.70
4	2F		1.80	0.00	0	0	0	0	1						1.80
5	CCoSp2V		1.88	-0.50	-2	-2	-3	-3	-4						1.38
6	3S+SEQ+1A*	*	4.73	x -1.72	-4	-4	-5	-4	-4						3.01
7	2T		1.43	x -0.30	-3	-3	-3	0	-1						1.13
8	1S		0.44	x -0.04	-1	-1	-1	-1	0						0.40
9	ChSq1		3.00	-0.50	-2	-1	-1	-1	-1						2.50
10	LSpB		1.20	0.00	-1	0	0	0	0						1.20
11	FCCoSp2V		1.88	-0.50	-2	-2	-3	-3	-4						1.38
			29.26											20.48	
Program Components			Factor												
Composition			2.67	4.00	4.50	4.75	4.00	4.00					4.17		
Presentation			2.67	4.25	4.25	4.50	4.25	4.00					4.25		
Skating Skills			2.67	5.25	5.00	5.75	5.00	4.50					5.08		
Judges Total Program Component Score (factored)													36.04		
Deductions:											0.00				

Rank	Name	Nation	Starting Number	Total Segment Score	Total Element Score	Total Program Component Score (factored)				Total Deductions					
34	Olga PATEK	POL	1	53.35	23.31	30.04				0.00					
#	Executed Elements	Info	Base Value	GOE	J1	J2	J3	J4	J5	J6	J7	J8	J9	Ref.	Scores of Panel
1	2F+2Tq+1A+SEQ	q	4.20	-0.48	-3	-2	-3	-3	0						3.72
2	2Lze	e	1.68	-0.50	-3	-4	-2	-3	-3						1.18
3	2Lo		1.70	0.00	0	0	0	0	0						1.70
4	FCSp2		2.30	-0.46	-2	-3	-2	-2	-2						1.84
5	2Fq+2T	q	3.10	-0.42	-2	-2	-3	-3	-2						2.68
6	SSp3		2.10	-0.14	0	0	-1	-1	-1						1.96
7	ChSq1		3.00	0.00	0	0	0	0	0						3.00
8	2S		1.43	x 0.00	0	0	0	0	0						1.43
9	2S		1.43	x 0.00	0	0	0	0	0						1.43
10	2Lo		1.87	x 0.00	0	0	0	0	0						1.87
11	CCoSp3		3.00	-0.50	-1	0	-2	-2	-2						2.50
			25.81											23.31	
Program Components			Factor												
Composition			2.67	3.50	4.50	3.50	3.75	3.75					3.67		
Presentation			2.67	3.50	4.25	4.00	3.50	3.75					3.75		
Skating Skills			2.67	3.75	4.50	3.75	3.75	4.00					3.83		
Judges Total Program Component Score (factored)													30.04		
Deductions:											0.00				

PARTNERS


JUDGES DETAILS PER SKATER
JUNIOR WOMEN FREE SKATING

Rank	Name	Nation	Starting Number	Total Segment Score	Total Element Score	Total Program Component Score (factored)				Total Deductions					
35	Malgorzata GORSTKA	POL	5	50.48	22.23	28.25				0.00					
#	Executed Elements	Info	Base Value	GOE	J1	J2	J3	J4	J5	J6	J7	J8	J9	Ref.	Scores of Panel
1	3S<<	<<	1.30	-0.52	-4	-4	-4	-4	-5						0.78
2	2A<	<	2.64	-1.32	-5	-5	-5	-5	-5						1.32
3	2Lo+2Lo		3.40	-0.11	-1	0	-1	-1	0						3.29
4	2F		1.80	-0.06	0	0	-1	-2	0						1.74
5	2Lz!+1A+1A+SEQ	!	4.30	-0.35	-1	-2	-2	-1	-2						3.95
6	2F		1.98	x -0.36	-2	-1	-2	-2	-3						1.62
7	CCoSp4		3.50	-0.47	-1	-1	-2	-2	0						3.03
8	SSp3		2.10	0.00	1	0	-1	0	0						2.10
9	ChSq1		3.00	-1.00	-1	-3	-2	-1	-3						2.00
10	1Lz		0.66	x -0.02	-1	0	-1	0	0						0.64
11	FCSp2		2.30	-0.54	-3	-3	-2	-2	-1						1.76
			26.98											22.23	
Program Components				Factor											
Composition				2.67	3.50	3.50	3.50	4.50	3.25					3.50	
Presentation				2.67	3.25	3.00	3.50	4.50	3.25					3.33	
Skating Skills				2.67	3.75	3.50	3.75	4.25	3.75					3.75	
Judges Total Program Component Score (factored)											28.25				
Deductions:											0.00				
Rank	Name	Nation	Starting Number	Total Segment Score	Total Element Score	Total Program Component Score (factored)				Total Deductions					
36	Diana RUSEKOVA	SVK	2	44.34	18.88	26.46				-1.00					
#	Executed Elements	Info	Base Value	GOE	J1	J2	J3	J4	J5	J6	J7	J8	J9	Ref.	Scores of Panel
1	1A		1.10	0.00	0	0	-1	0	0						1.10
2	3S<<	<<	1.30	-0.65	-5	-5	-5	-4	-5						0.65
3	2Lz+2T<+2Lo<	< <	4.50	-0.98	-5	-5	-5	-4	-4						3.52
4	FCSp3		2.80	-0.19	0	-1	-1	-1	0						2.61
5	2A<<	<<	1.10	-0.55	-5	-5	-5	-5	-5						0.55
6	ChSq1		3.00	-0.50	-1	-1	-1	0	-2						2.50
7	CCoSp3V		2.25	-0.45	-2	-3	-2	-2	-1						1.80
8	2Lz		2.31	x -0.42	-3	-2	-2	-2	-2						1.89
9	2Fq+2Lo<<	q <<	2.53	x -0.90	-5	-5	-5	-5	-5						1.63
10	2F		1.98	x 0.00	0	0	0	0	0						1.98
11	SSp1	F	1.30	-0.65	-5	-5	-5	-5	-5						0.65
			24.17											18.88	
Program Components				Factor											
Composition				2.67	3.25	3.25	3.50	3.25	3.50					3.33	
Presentation				2.67	3.00	2.75	2.75	3.50	3.50					3.08	
Skating Skills				2.67	3.50	3.50	3.50	3.50	3.75					3.50	
Judges Total Program Component Score (factored)											26.46				
Deductions:											Falls -1.00 (1)				
											-1.00				

PARTNERS


JUDGES DETAILS PER SKATER
JUNIOR WOMEN FREE SKATING

Rank	Name	Nation	Starting Number	Total Segment Score	Total Element Score	Total Program Component Score (factored)	Total Deductions								
37	Darja LEETBERG	EST	3	38.62	16.15	24.47	-2.00								
#	Executed Elements	Info	Base Value	GOE	J1	J2	J3	J4	J5	J6	J7	J8	J9	Ref.	Scores of Panel
1	3F<<	F <<	1.80	-0.90	-5	-5	-5	-5	-5						0.90
2	2A<	F <	2.64	-1.32	-5	-5	-5	-5	-5						1.32
3	2Lz!+2Tq	! q	3.40	-0.98	-5	-5	-3	-4	-5						2.42
4	2F		1.80	0.00	0	0	1	0	0						1.80
5	LSp1		1.50	-0.20	-2	-1	-1	-1	-2						1.30
6	2Lz!	!	2.31	x -0.35	-2	-2	-1	-2	-1						1.96
7	1Lo		0.55	x 0.00	0	0	-1	0	0						0.55
8	FCSp1		1.90	-0.51	-3	-4	-2	-2	-3						1.39
9	ChSq1		3.00	-1.67	-3	-5	-3	-2	-4						1.33
10	2S		1.43	x 0.00	0	0	0	0	0						1.43
11	CCoSp2		2.50	-0.75	-3	-3	-3	-3	-3						1.75
			22.83												16.15
Program Components				Factor											
Composition				2.67	2.75	3.00	2.50	2.75	3.00				2.83		
Presentation				2.67	2.75	2.75	2.75	3.00	3.00				2.83		
Skating Skills				2.67	3.50	3.00	4.00	3.50	3.50				3.50		
Judges Total Program Component Score (factored)													24.47		
Deductions:			Falls	-2.00	(2)							-2.00			

Legend:							
#	Sequence number	GOE	Grade of Execution	Jx	Judges (x=1-9)	Ref.	Referee
*	Invalid element	e	Wrong edge	<	Under-rotated jump	<<	Downgraded jump
x	Credit for highlight distribution, base value multiplied by 1.1			!	Not clear edge	REP	Jump repetition
F	Fall	q	Jump landed on the quarter				

PARTNERS



JUNIOR PAIRS

Jantor Ice Rink	19 OCT 2024	17:22	Short Program
	20 OCT 2024	13:45	Free Skating

Size of Skating Arena:	30m*60m
Ice Conditions:	very good
Number of Entries:	7
Number of Participants:	7

Entry Withdrawn:

Short Program		
Duration:	2:40 +/- 10 seconds	
Segment Factor:	1.00	
Program Component Factors:	Composition	1.33
	Presentation	1.33
	Skating Skills	1.33

Free Skating		
Duration:	3:30 +/- 10 seconds	
Segment Factor:	1.00	
Program Component Factors:	Composition	2.67
	Presentation	2.67
	Skating Skills	2.67

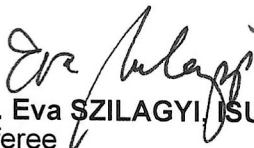
PARTNERS



RESULTS

JUNIOR PAIRS

Pl.	Name	Nation	Total Score	SP	FS
1	Irina NAPOLITANO / Edoardo COMI	ITA	139.33	1	1
2	Ines MOUDDEN / Alejandro Lazaro GARCIA	ESP	124.61	3	3
3	Sofia ENKINA / Nikita KOVALENKO	ISR	123.42	4	2
4	Wiktoria PACHA / Szymon DERECHOWSKI	POL	118.52	2	4
5	Nikola SITKOVA / Oliver KUBACAK	SVK	106.25	5	5
6	Carolina Shan CAMPILLO / Pau VILELLA	ESP	82.39	6	6
Withdrawn	Laura HECKOVA / Alex VALKY	SVK		WD	


Ms. Eva SZILAGYI, ISU
Referee


Ms. Anna SIEROCKA, ISU
Technical Controller

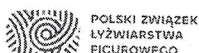
Legend:

SP Short Program FS Free Skating WD Withdrawn Pl. Place

printed: 20.10.2024 14:51

Page 1 / 1

PARTNERS

Polska Grupa
EnergetycznaMinisterstwo
Sportu i TurystykiWojewództwo
Śląskie

**RESULTS****JUNIOR PAIRS SHORT PROGRAM**

Pl.	Name	Nation	Total Segment Score
1	Irina NAPOLITANO / Edoardo COMI	ITA	48.24
2	Wiktoria PACHA / Szymon DERECHOWSKI	POL	43.01
3	Ines MOUDDEN / Alejandro Lazaro GARCIA	ESP	42.91
4	Sofia ENKINA / Nikita KOVALENKO	ISR	38.03
5	Nikola SITKOVA / Oliver KUBACAK	SVK	32.31
6	Carolina Shan CAMPILLO / Pau VILELLA	ESP	30.91
Withdrawn	Laura HECKOVA / Alex VALKY	SVK	WD

Ms. Eva SZILAGYI, ISU
Referee

Ms. Anna SIEROCKA, ISU
Technical Controller

Legend:
WD Withdrawn

PARTNERS

**PANEL OF JUDGES****JUNIOR PAIRS SHORT PROGRAM****Officials**

Technical Controller	Ms. Anna SIEROCKA	ISU
Technical Specialist	Ms. Diana RISKOVA	ISU
Technical Specialist	Ms. Kerstin FRANK	ISU

Judges

Referee	Ms. Eva SZILAGYI	ISU
Judge No. 1	Ms. Joanna DAROS-PAWLYTA	POL
Judge No. 2	Ms. Vera PUPSOVA	CZE
Judge No. 3	Mr. Slobodan DELIC	SRB
Judge No. 4	Mr. Marco CICALA	ITA
Judge No. 5	Ms. Viktoriya SACHKOVA	POL

Data/Replay Operator

Data Operator	Ms. Michaela MILCINSKA	ISU
Replay Operator	Mr. Bartosz LEWANDOWSKI	ISU

PARTNERS


JUDGES DETAILS PER SKATER
JUNIOR PAIRS SHORT PROGRAM

Rank	Name	Nation	Starting Number	Total Segment Score	Total Element Score	Total Program Component Score (factored)		Total Deductions							
1	Irina NAPOLITANO / Edoardo COMI	ITA	4	48.24	25.07	23.17		0.00							
#	Executed Elements	Info	Base Value	GOE	J1	J2	J3	J4	J5	J6	J7	J8	J9	Ref.	Scores of Panel
1	2Tw3		3.20	0.11	-1	-1	2	1	1						3.31
2	3STh		4.40	0.44	1	1	2	0	1						4.84
3	4Li3		4.70	0.16	0	0	0	1	1						4.86
4	2A<	<	2.64	-0.53	-2	-2	-1	-2	-2						2.11
5	BoDs2		4.00	0.13	0	0	0	2	1						4.13
6	StSq2		2.60	0.52	1	3	3	1	2						3.12
7	CCoSp3		3.00	-0.30	-1	-1	-1	-1	1						2.70
			24.54												25.07
Program Components				Factor											
Composition				1.33	5.50	6.25	6.50	5.50	5.50					5.75	
Presentation				1.33	5.75	6.00	6.25	6.00	5.75					5.92	
Skating Skills				1.33	5.50	5.75	6.00	6.25	5.50					5.75	
Judges Total Program Component Score (factored)											23.17				
Deductions:															0.00

Rank	Name	Nation	Starting Number	Total Segment Score	Total Element Score	Total Program Component Score (factored)		Total Deductions							
2	Wiktoria PACHA / Szymon DERECHOWSKI	POL	3	43.01	24.16	18.85		0.00							
#	Executed Elements	Info	Base Value	GOE	J1	J2	J3	J4	J5	J6	J7	J8	J9	Ref.	Scores of Panel
1	2Tw2		3.00	0.20	1	1	2	0	0						3.20
2	2A		3.30	-0.77	-3	-2	-2	-3	-1						2.53
3	4Li4		5.10	-0.51	0	-1	-2	-2	0						4.59
4	2STh		2.50	0.25	1	1	1	1	1						2.75
5	BoDs2		4.00	-0.40	-1	-1	-1	-1	0						3.60
6	CCoSp4		3.50	0.47	1	2	2	-1	1						3.97
7	StSq3		3.30	0.22	0	1	1	-1	1						3.52
			24.70												24.16
Program Components				Factor											
Composition				1.33	4.75	4.50	6.25	4.75	4.75					4.75	
Presentation				1.33	4.75	4.50	6.00	4.50	5.00					4.75	
Skating Skills				1.33	4.50	4.25	5.50	4.75	4.75					4.67	
Judges Total Program Component Score (factored)											18.85				
Deductions:															0.00

Rank	Name	Nation	Starting Number	Total Segment Score	Total Element Score	Total Program Component Score (factored)		Total Deductions							
3	Ines MOUDDEN / Alejandro Lazaro GARCIA	ESP	1	42.91	23.63	19.28		0.00							
#	Executed Elements	Info	Base Value	GOE	J1	J2	J3	J4	J5	J6	J7	J8	J9	Ref.	Scores of Panel
1	2Tw2		3.00	0.20	0	0	1	1	1						3.20
2	2F		1.80	0.06	0	1	2	0	0						1.86
3	4Li4		5.10	0.51	1	1	2	-1	1						5.61
4	2STh		2.50	0.25	1	2	2	0	0						2.75
5	BoDs3		4.40	0.15	-1	0	1	0	1						4.55
6	StSq2		2.60	-0.09	0	0	-1	-1	0						2.51
7	CCoSp4		3.50	-0.35	0	0	-2	-2	-1						3.15
			22.90												23.63
Program Components				Factor											
Composition				1.33	4.50	5.00	5.75	5.25	4.50					4.92	
Presentation				1.33	4.25	4.75	5.00	5.25	4.75					4.83	
Skating Skills				1.33	4.25	5.00	4.75	5.00	4.50					4.75	
Judges Total Program Component Score (factored)											19.28				
Deductions:															0.00

PARTNERS


JUDGES DETAILS PER SKATER
JUNIOR PAIRS SHORT PROGRAM

Rank	Name	Nation	Starting Number	Total Segment Score	Total Element Score	Total Program Component Score (factored)	Total Deductions									
4	Sofia ENKINA / Nikita KOVALENKO	ISR	6	38.03	20.19	20.84	-3.00									
#	Executed Elements	Info	Base Value	GOE	J1	J2	J3	J4	J5	J6	J7	J8	J9	Ref.	Scores of Panel	
1	2Tw3		3.20	0.21	0	1	1	1	0						3.41	
2	2A		3.30	0.33	0	1	2	1	1						3.63	
3	3STh	F	4.40	-2.20	-5	-5	-5	-5	-5						2.20	
4	BoDs1		3.60	0.00	0	0	0	0	1						3.60	
5	4LiB	Fx	3.50	-1.75	-5	-5	-5	-5	-5						1.75	
6	StSq1		1.80	0.18	0	1	2	1	1						1.98	
7	CCoSp4		3.50	0.12	0	1	-2	0	1						3.62	
			23.30												20.19	
Program Components				Factor												
	Composition			1.33	4.50	5.75	5.75	5.25	5.25						5.42	
	Presentation			1.33	4.25	5.50	5.00	4.75	4.75						4.83	
	Skating Skills			1.33	4.25	5.50	5.50	5.75	5.25						5.42	
	Judges Total Program Component Score (factored)														20.84	
Deductions:			Falls	-3.00 (3)												-3.00

Rank	Name	Nation	Starting Number	Total Segment Score	Total Element Score	Total Program Component Score (factored)	Total Deductions									
5	Nikola SITKOVA / Oliver KUBACAK	SVK	7	32.31	15.02	17.29	0.00									
#	Executed Elements	Info	Base Value	GOE	J1	J2	J3	J4	J5	J6	J7	J8	J9	Ref.	Scores of Panel	
1	2A		3.30	-1.32	-4	-4	-3	-5	-4						1.98	
2	2Tw2		3.00	-0.60	-3	0	-2	-3	-1						2.40	
3	2STh		2.50	0.00	0	1	0	0	0						2.50	
4	4Li3		4.70	-0.63	0	-2	-3	-1	-1						4.07	
5	BoDs		0.00	0.00	-	-	-	-	-						0.00	
6	CCoSp4		3.50	-0.93	-2	-3	-3	-3	-2						2.57	
7	StSq1		1.80	-0.30	-2	-1	-1	-2	-2						1.50	
			18.80												15.02	
Program Components				Factor												
	Composition			1.33	4.50	4.50	4.00	4.75	4.50						4.50	
	Presentation			1.33	4.25	4.25	3.75	4.25	4.25						4.25	
	Skating Skills			1.33	4.25	4.25	4.25	5.00	4.25						4.25	
	Judges Total Program Component Score (factored)														17.29	
Deductions:																0.00

Rank	Name	Nation	Starting Number	Total Segment Score	Total Element Score	Total Program Component Score (factored)	Total Deductions									
6	Carolina Shan CAMPILLO / Pau VILELLA	ESP	2	30.91	14.73	16.18	0.00									
#	Executed Elements	Info	Base Value	GOE	J1	J2	J3	J4	J5	J6	J7	J8	J9	Ref.	Scores of Panel	
1	4Li4		5.10	-0.85	-1	-2	-2	-2	-1						4.25	
2	2TwB		2.60	-0.43	-1	-1	-4	-3	-1						2.17	
3	2F		1.80	-0.12	-2	-1	0	-1	0						1.68	
4	2STh		2.50	0.00	0	0	1	0	0						2.50	
5	BoDs		0.00	0.00	-	-	-	-	-						0.00	
6	StSq2		2.60	0.00	0	0	1	-3	0						2.60	
7	CCoSp1		2.00	-0.47	-1	-3	-3	-3	-1						1.53	
			16.60												14.73	
Program Components				Factor												
	Composition			1.33	3.75	3.75	4.50	4.50	4.50						4.25	
	Presentation			1.33	3.75	3.75	4.00	4.00	4.25						3.92	
	Skating Skills			1.33	3.75	3.75	4.00	4.25	4.25						4.00	
	Judges Total Program Component Score (factored)														16.18	
Deductions:																0.00

PARTNERS



DIAMOND SPIN 2024

OCTOBER 15-20, 2024 – Katowice / POL



**JUDGES DETAILS PER SKATER
JUNIOR PAIRS SHORT PROGRAM**

Legend:							
#	Sequence number	GOE	Grade of Execution	Jx	Judges (x=1-9)	Ref.	Referee
<	Under-rotated jump	F	Fall	Fx	Fall > 1		

printed: 21.10.2024 13:37

Page 3 / 3

PARTNERS





RESULTS

JUNIOR PAIRS FREE SKATING

Pl.	Name	Nation	Total Segment Score
1	Irina NAPOLITANO / Edoardo COMI	ITA	91.09
2	Sofia ENKINA / Nikita KOVALENKO	ISR	85.39
3	Ines MOUDDEN / Alejandro Lazaro GARCIA	ESP	81.70
4	Wiktoria PACHA / Szymon DERECHOWSKI	POL	75.51
5	Nikola SITKOVA / Oliver KUBACAK	SVK	73.94
6	Carolina Shan CAMPILLO / Pau VILELLA	ESP	51.48

Ms. Eva SZILAGYI, ISU
Referee

Ms. Anna SIEROCKA, ISU
Technical Controller

PARTNERS

**PANEL OF JUDGES****JUNIOR PAIRS FREE SKATING****Officials**

Technical Controller	Ms. Anna SIEROCKA	ISU
Technical Specialist	Ms. Diana RISKOVA	ISU
Technical Specialist	Ms. Kerstin FRANK	ISU

Judges

Referee	Ms. Eva SZILAGYI	ISU
Judge No. 1	Ms. Joanna DAROS-PAWLYTA	POL
Judge No. 2	Ms. Vera PUPSOVA	CZE
Judge No. 3	Mr. Slobodan DELIC	SRB
Judge No. 4	Mr. Marco CICALA	ITA
Judge No. 5	Ms. Viktoriya SACHKOVA	POL

Data/Replay Operator

Data Operator	Ms. Michaela MILCINSKA	ISU
Replay Operator	Mr. Bartosz LEWANDOWSKI	ISU

PARTNERS


JUDGES DETAILS PER SKATER
JUNIOR PAIRS FREE SKATING

Rank	Name	Nation	Starting Number	Total Segment Score	Total Element Score	Total Program Component Score (factored)				Total Deductions					
1	Irina NAPOLITANO / Edoardo COMI	ITA	6	91.09	45.57	46.52				-1.00					
#	Executed Elements	Info	Base Value	GOE	J1	J2	J3	J4	J5	J6	J7	J8	J9	Ref.	Scores of Panel
1	2Tw3		3.20	0.64	2	2	2	2	2						3.84
2	3Sq	F q	4.30	-2.15	-5	-5	-5	-5	-5						2.15
3	5TLi2		5.40	0.72	1	2	2	1	1						6.12
4	3STh		4.40	0.73	2	2	3	1	1						5.13
5	3T+2T+2T		6.80	0.42	1	2	0	1	1						7.22
6	BiDs2		3.40	0.45	-2	2	2	1	1						3.85
7	ChSq1		3.00	0.83	1	1	2	2	2						3.83
8	2LoTh		2.80	0.37	2	1	1	2	1						3.17
9	3Li3		4.70	0.31	1	0	2	1	0						5.01
10	PCoSp4		4.50	0.75	1	1	2	2	3						5.25
			42.50											45.57	
Program Components			Factor												
Composition			2.67	5.50	6.00	6.50	6.25	5.50					5.92		
Presentation			2.67	5.25	5.75	6.50	5.75	5.25					5.58		
Skating Skills			2.67	5.75	6.00	6.00	6.25	5.25					5.92		
Judges Total Program Component Score (factored)													46.52		
Deductions:			Falls	-1.00 (1)										-1.00	

Rank	Name	Nation	Starting Number	Total Segment Score	Total Element Score	Total Program Component Score (factored)				Total Deductions					
2	Sofia ENKINA / Nikita KOVALENKO	ISR	3	85.39	41.79	43.60				0.00					
#	Executed Elements	Info	Base Value	GOE	J1	J2	J3	J4	J5	J6	J7	J8	J9	Ref.	Scores of Panel
1	2Tw3		3.20	0.32	2	0	2	1	-1						3.52
2	3S<	<	3.44	-1.72	-5	-5	-3	-5	-5						1.72
3	2A+2A+SEQ		6.60	0.66	2	2	2	2	1						7.26
4	3STh		4.40	0.44	1	1	2	1	1						4.84
5	ChSq1		3.00	0.67	1	1	2	2	0						3.67
6	3Li1		3.90	0.39	1	1	2	1	0						4.29
7	3LoTh		5.00	0.33	1	1	1	0	-1						5.33
8	4Li1		3.90	-0.39	-1	-2	-1	0	-1						3.51
9	FiDs2		3.20	0.32	1	1	1	2	1						3.52
10	PCoSp3		4.00	0.13	0	0	2	0	1						4.13
			40.64											41.79	
Program Components			Factor												
Composition			2.67	5.25	5.50	6.00	5.50	5.00					5.42		
Presentation			2.67	5.00	5.25	5.75	5.75	4.75					5.33		
Skating Skills			2.67	5.50	5.50	5.75	6.00	5.00					5.58		
Judges Total Program Component Score (factored)													43.60		
Deductions:													0.00		

PARTNERS


JUDGES DETAILS PER SKATER
JUNIOR PAIRS FREE SKATING

Rank	Name	Nation	Starting Number	Total Segment Score	Total Element Score	Total Program Component Score (factored)	Total Deductions								
3	Ines MOUDDEN / Alejandro Lazaro GARCIA	ESP	4	81.70	38.98	42.72	0.00								
#	Executed Elements	Info	Base Value	GOE	J1	J2	J3	J4	J5	J6	J7	J8	J9	Ref.	Scores of Panel
1	2Tw2		3.00	0.40	2	1	2	1	1						3.40
2	2Lo+1A+1A+SEQ		3.90	-0.11	0	0	-1	-2	-1						3.79
3	5RLi3		6.60	0.00	0	0	0	0	1						6.60
4	2FTh		3.00	0.20	0	0	1	1	1						3.20
5	2T		1.30	-0.43	-3	-4	-3	-4	-3						0.87
6	4Li4		5.10	-0.17	0	-2	-1	1	0						4.93
7	2LoTh		2.80	0.37	2	1	2	1	1						3.17
8	BoDs2		4.00	0.40	1	1	0	1	1						4.40
9	ChSq1		3.00	0.67	2	1	2	1	1						3.67
10	PCoSp4		4.50	0.45	1	0	1	1	1						4.95
			37.20												38.98
Program Components				Factor											
Composition				2.67	4.75	5.50	5.75	5.75	5.25						5.50
Presentation				2.67	4.75	5.50	5.75	5.50	5.25						5.42
Skating Skills				2.67	4.50	5.25	5.50	5.25	4.75						5.08
Judges Total Program Component Score (factored)															42.72
Deductions:															0.00

Rank	Name	Nation	Starting Number	Total Segment Score	Total Element Score	Total Program Component Score (factored)	Total Deductions								
4	Wiktoria PACHA / Szymon DERECHOWSKI	POL	5	75.51	35.67	39.84	0.00								
#	Executed Elements	Info	Base Value	GOE	J1	J2	J3	J4	J5	J6	J7	J8	J9	Ref.	Scores of Panel
1	2Tw3		3.20	0.00	0	1	0	0	-2						3.20
2	2A<<	<<	1.10	-0.51	-5	-5	-4	-5	-4						0.59
3	2STh		2.50	0.33	1	1	2	0	2						2.83
4	5RLi4		7.00	-1.63	-3	-2	-2	-2	-3						5.37
5	FiDs3		3.50	0.23	1	1	0	0	1						3.73
6	4Li3		4.70	0.00	0	0	0	0	0						4.70
7	2LzTh		3.00	0.20	1	0	1	0	1						3.20
8	2Lz+1A+1A+SEQ		4.30	-0.07	0	0	0	-1	-1						4.23
9	ChSq1		3.00	0.17	1	0	0	0	1						3.17
10	PCoSp4		4.50	0.15	0	0	1	0	1						4.65
			36.80												35.67
Program Components				Factor											
Composition				2.67	4.75	5.00	6.00	5.00	4.75						4.92
Presentation				2.67	4.75	4.75	5.25	5.25	4.50						4.92
Skating Skills				2.67	4.75	5.00	5.50	5.50	4.75						5.08
Judges Total Program Component Score (factored)															39.84
Deductions:															0.00

PARTNERS


JUDGES DETAILS PER SKATER
JUNIOR PAIRS FREE SKATING

Rank	Name	Nation	Starting Number	Total Segment Score	Total Element Score	Total Program Component Score (factored)				Total Deductions					
5	Nikola SITKOVA / Oliver KUBACAK	SVK	2	73.94	36.77	37.17				0.00					
#	Executed Elements	Info	Base Value	GOE	J1	J2	J3	J4	J5	J6	J7	J8	J9	Ref.	Scores of Panel
1	2A		3.30	-1.65	-5	-5	-5	-5	-5						1.65
2	2Tw2		3.00	-0.30	0	-2	-1	-3	0						2.70
3	2STh		2.50	0.33	2	0	2	1	1						2.83
4	5RLi3		6.60	0.44	1	0	2	0	1						7.04
5	ChSq1		3.00	0.00	0	0	1	0	0						3.00
6	2F+1A+2T+SEQ		4.20	-0.06	1	0	-2	-1	0						4.14
7	PCoSp4		4.50	-0.15	0	-2	1	-1	0						4.35
8	3Li3		4.70	0.16	1	0	2	0	-1						4.86
9	2FTh		3.00	0.00	1	0	-2	0	0						3.00
10	FiDs2		3.20	0.00	0	-1	0	0	0						3.20
			38.00												36.77
Program Components			Factor												
Composition			2.67	4.75	4.50	5.50	4.75	4.25					4.67		
Presentation			2.67	4.75	4.50	5.50	4.50	4.50					4.58		
Skating Skills			2.67	4.75	4.50	5.25	4.75	4.50					4.67		
Judges Total Program Component Score (factored)														37.17	
Deductions:														0.00	

Rank	Name	Nation	Starting Number	Total Segment Score	Total Element Score	Total Program Component Score (factored)				Total Deductions					
6	Carolina Shan CAMPILLO / Pau VILELLA	ESP	1	51.48	20.34	33.14				-2.00					
#	Executed Elements	Info	Base Value	GOE	J1	J2	J3	J4	J5	J6	J7	J8	J9	Ref.	Scores of Panel
1	2Lo+COMBO		1.70	-0.79	-4	-4	-5	-5	-5						0.91
2	2TwB		2.60	-0.43	-2	-2	0	-1	-2						2.17
3	5SLi1		5.00	-1.50	-3	-3	-2	-4	-3						3.50
4	2STh		2.50	0.00	1	0	0	0	0						2.50
5	PCoSp3		4.00	0.13	1	-1	2	0	0						4.13
6	4Li		0.00	0.00	-	-	-	-	-						0.00
7	2F		1.80	0.00	0	0	1	0	0						1.80
8	2LoTh		2.80	-0.47	-2	-3	1	-2	-1						2.33
9	ChSq1		3.00	0.00	0	0	1	0	0						3.00
10	FiDs	Fx	0.00	0.00	-	-	-	-	-						0.00
			23.40												20.34
Program Components			Factor												
Composition			2.67	4.25	3.50	5.00	4.50	4.25					4.33		
Presentation			2.67	4.00	3.00	5.50	3.75	3.75					3.83		
Skating Skills			2.67	4.00	3.75	5.00	4.50	4.25					4.25		
Judges Total Program Component Score (factored)														33.14	
Deductions:			Falls	-2.00	(2)										-2.00

Legend:

#	Sequence number	GOE	Grade of Execution	Jx	Judges (x=1-9)	Ref.	Referee
<	Under-rotated jump	<<	Downgraded jump	F	Fall	Fx	Fall > 1
q	Jump landed on the quarter						

PARTNERS



ADVANCED NOVICE MEN

Jantor Ice Rink	15 OCT 2024	16:00	Short Program
	16 OCT 2024	11:30	Free Skating

Size of Skating Arena:	30m*60m
Ice Conditions:	very good
Number of Entries:	4
Number of Participants:	4

Entry Withdrawn:

Short Program		
Duration:	2:20 +/- 10 seconds	
Segment Factor:	1.00	
Program Component Factors:	Composition	1.20
	Presentation	1.20
	Skating Skills	1.20

Free Skating		
Duration:	3:00 +/- 10 seconds	
Segment Factor:	1.00	
Program Component Factors:	Composition	2.40
	Presentation	2.40
	Skating Skills	2.40

PARTNERS





RESULTS

ADVANCED NOVICE MEN


Pl.	Name	Nation	Total Score	SP	FS
1	Michelangelo CAPRANO	GER	106.11	1	1
2	Jan VRSEK	CZE	94.32	3	2
3	Przemyslaw BARTOSIK	POL	85.93	2	3
4	Antoni JANIK	POL	50.80	4	4


Ms. Anna SIEROCKA, ISU
Referee


Ms. Eva SZILAGYI, ISU
Technical Controller

Legend:					
SP	Short Program	FS	Free Skating	Pl.	Place

PARTNERS



Polska Grupa Energetyczna



Ministerstwo Sportu i Turystyki



Województwo Śląskie





RESULTS

ADVANCED NOVICE MEN SHORT PROGRAM

Pl.	Name	Nation	Total Segment Score
1	Michelangelo CAPRANO	GER	40.22
2	Przemyslaw BARTOSIK	POL	31.06
3	Jan VRSEK	CZE	29.64
4	Antoni JANIK	POL	18.81

Ms. Anna SIEROCKA, ISU
Referee

Ms. Eva SZILAGYI, ISU
Technical Controller

PARTNERS

**PANEL OF JUDGES****ADVANCED NOVICE MEN SHORT PROGRAM****Officials**

Technical Controller	Ms. Eva SZILAGYI	ISU
Technical Specialist	Ms. Ivetta LABERNY	ISU
Technical Specialist	Mr. Pawel CISOWSKI	ISU

Judges

Referee	Ms. Anna SIEROCKA	ISU
Judge No. 1	Ms. Anna SIEROCKA	POL
Judge No. 2	Mr. Tomas JANECKO	CZE
Judge No. 3	Ms. Jelena GALIMOVA	EST
Judge No. 4	Ms. Viktorya SACHKOVA	POL
Judge No. 5	Mr. Slobodan DELIC	SRB

Data/Replay Operator

Data Operator	Ms. Michaela MILCINSKA	ISU
Replay Operator	Mr. Bartosz LEWANDOWSKI	ISU

PARTNERS



JUDGES DETAILS PER SKATER

ADVANCED NOVICE MEN SHORT PROGRAM

Rank	Name	Nation	Starting Number	Total Segment Score	Total Element Score	Total Program Component Score (factored)	Total Deductions									
1	Michelangelo CAPRANO	GER	1	40.22	23.62	16.60	0.00									
#	Executed Elements	Info	Base Value	GOE	J1	J2	J3	J4	J5	J6	J7	J8	J9	Bonus	Ref.	Scores of Panel
1	3Tb	b	4.20	-0.42	-1	-1	-1	-1	-3					1.00		4.78
2	CSSp2		2.30	0.00	0	2	-1	1	-1							2.30
3	3S+2T		5.60	0.14	0	0	2	1	-1							5.74
4	CCoSp3		3.00	0.20	0	1	1	1	-1							3.20
5	2Ab	b	3.30	0.44	1	2	3	1	0					1.00		4.74
6	StSq2		2.60	0.26	1	1	1	0	1							2.86
			21.00													23.62
Program Components				Factor												
Composition				1.20	4.25	4.75	5.25	5.00	4.50					4.75		
Presentation				1.20	4.00	4.75	5.00	5.00	4.25					4.67		
Skating Skills				1.20	4.25	4.25	5.50	4.75	3.75					4.42		
Judges Total Program Component Score (factored)												16.60				
Deductions:														0.00		

Rank	Name	Nation	Starting Number	Total Segment Score	Total Element Score	Total Program Component Score (factored)	Total Deductions									
2	Przemysław BARTOSIK	POL	3	31.06	15.86	15.20	0.00									
#	Executed Elements	Info	Base Value	GOE	J1	J2	J3	J4	J5	J6	J7	J8	J9	Bonus	Ref.	Scores of Panel
1	3Sb	b	4.30	-0.86	-1	-2	-2	-2	-2					1.00		4.44
2	2A	F	3.30	-1.65	-5	-5	-5	-5	-5							1.65
3	CCoSp3		3.00	0.30	1	1	0	1	1							3.30
4	2F+2T		3.10	-0.60	-3	-3	-3	-4	-5							2.50
5	CSSp3		2.60	-0.43	-2	-1	-1	-2	-2							2.17
6	StSq1		1.80	0.00	1	0	0	0	-2							1.80
			18.10													15.86
Program Components				Factor												
Composition				1.20	4.25	4.50	4.25	4.25	4.00					4.25		
Presentation				1.20	4.00	4.25	4.25	4.00	4.50					4.17		
Skating Skills				1.20	4.00	4.50	4.75	4.25	3.50					4.25		
Judges Total Program Component Score (factored)												15.20				
Deductions:														0.00		

Rank	Name	Nation	Starting Number	Total Segment Score	Total Element Score	Total Program Component Score (factored)	Total Deductions									
3	Jan VRSEK	CZE	2	29.64	14.64	15.00	0.00									
#	Executed Elements	Info	Base Value	GOE	J1	J2	J3	J4	J5	J6	J7	J8	J9	Bonus	Ref.	Scores of Panel
1	2Ab	b	3.30	0.44	1	1	2	1	2					1.00		4.74
2	3T+COMBO	F	4.20	-2.10	-5	-5	-5	-5	-5							2.10
3	CCoSp3		3.00	0.10	1	0	0	0	1							3.10
4	StSq2		2.60	0.00	0	0	0	0	-2							2.60
5	2Lz		2.10	0.00	0	0	1	0	0							2.10
6	SSp3*	*	0.00	0.00	-	-	-	-	-							0.00
			15.20													14.64
Program Components				Factor												
Composition				1.20	4.25	4.25	3.75	4.50	4.25					4.25		
Presentation				1.20	4.25	4.00	3.75	4.25	4.00					4.08		
Skating Skills				1.20	4.00	4.25	4.50	4.25	3.50					4.17		
Judges Total Program Component Score (factored)												15.00				
Deductions:														0.00		

PARTNERS


JUDGES DETAILS PER SKATER
ADVANCED NOVICE MEN SHORT PROGRAM

Rank	Name	Nation	Starting Number	Total Segment Score	Total Element Score	Total Program Component Score (factored)	Total Deductions								
4	Antoni JANIK	POL	4	18.81	7.61	11.70	-0.50								
#	Executed Elements	Info	Base Value	GOE	J1	J2	J3	J4	J5	J6	J7	J8	J9	Ref.	Scores of Panel
1	1A		1.10	0.00	0	0	0	0	0						1.10
2	2F<+2T<<	F < <<	1.84	-0.72	-5	-5	-5	-5	-5						1.12
3	CSSp2		2.30	-0.46	-2	-2	-2	-1	-3						1.84
4	2Lz<	<	1.68	-0.50	-2	-3	-4	-3	-3						1.18
5	StSq1		1.80	-0.18	0	-1	-1	-1	-4						1.62
6	CCoSp1V		1.50	-0.75	-5	-4	-5	-5	-5						0.75
			10.22												7.61
Program Components				Factor											
Composition				1.20	3.50	3.00	3.50	3.50	3.00					3.33	
Presentation				1.20	3.75	3.00	3.50	3.25	3.25					3.33	
Skating Skills				1.20	3.25	2.75	3.75	3.25	2.50					3.08	
Judges Total Program Component Score (factored)														11.70	
Deductions:			Time violation	-0.50											-0.50

Legend:							
#	Sequence number	GOE	Grade of Execution	Jx	Judges (x=1-9)	Ref.	Referee
*	Invalid element	<	Under-rotated jump	<<	Downgraded jump	F	Fall
b	Bonus Point for jump added to the element score						

PARTNERS



RESULTS

ADVANCED NOVICE MEN FREE SKATING

Pl.	Name	Nation	Total Segment Score
1	Michelangelo CAPRANO	GER	65.89
2	Jan VRSEK	CZE	64.68
3	Przemyslaw BARTOSIK	POL	54.87
4	Antoni JANIK	POL	31.99

Ms. Anna SIEROCKA, ISU
Referee

Ms. Eva SZILAGYI, ISU
Technical Controller

PARTNERS

**PANEL OF JUDGES****ADVANCED NOVICE MEN FREE SKATING****Officials**

Technical Controller	Ms. Eva SZILAGYI	ISU
Technical Specialist	Ms. Ivetta LABERNY	ISU
Technical Specialist	Mr. Pawel CISOWSKI	ISU

Judges

Referee	Ms. Anna SIEROCKA	ISU
Judge No. 1	Ms. Anna SIEROCKA	POL
Judge No. 2	Mr. Tomas JANECKO	CZE
Judge No. 3	Ms. Jelena GALIMOVA	EST
Judge No. 4	Ms. Viktorya SACHKOVA	POL
Judge No. 5	Mr. Slobodan DELIC	SRB

Data/Replay Operator

Data Operator	Ms. Michaela MILCINSKA	ISU
Replay Operator	Mr. Bartosz LEWANDOWSKI	ISU

PARTNERS


JUDGES DETAILS PER SKATER
ADVANCED NOVICE MEN FREE SKATING

Rank	Name	Nation	Starting Number	Total Segment Score	Total Element Score	Total Program Component Score (factored)	Total Deductions									
1	Michelangelo CAPRANO	GER	4	65.89	32.10	33.79	0.00									
#	Executed Elements	Info	Base Value	GOE	J1	J2	J3	J4	J5	J6	J7	J8	J9	Bonus	Ref.	Scores of Panel
1	2Ab+2T	b	4.60	0.44	1	2	2	1	1					1.00		6.04
2	2T+1Eu+2S		3.10	-0.04	0	-1	1	0	-3							3.06
3	3Sb	b	4.30	-0.43	-1	0	-1	-1	-2					1.00		4.87
4	FCCSp2		2.30	0.15	1	1	0	1	-2							2.45
5	2T*	*	0.00	0.00	-	-	-	-	-							0.00
6	3Lob	b	4.90	-0.98	-1	-2	-2	-2	-2					1.00		4.92
7	2A		3.30	0.33	2	1	1	1	1							3.63
8	ChSq1		3.00	0.83	2	2	1	2	-1							3.83
9	CCoSp3		3.00	0.30	1	1	1	2	1							3.30
			28.50													32.10
Program Components				Factor												
Composition				2.40	4.75	4.50	5.50	5.00	3.00					4.75		
Presentation				2.40	4.50	4.75	5.50	4.50	3.25					4.58		
Skating Skills				2.40	4.75	4.75	5.75	4.75	4.00					4.75		
Judges Total Program Component Score (factored)														33.79		
Deductions:														0.00		

Rank	Name	Nation	Starting Number	Total Segment Score	Total Element Score	Total Program Component Score (factored)	Total Deductions									
2	Jan VRSEK	CZE	2	64.68	33.89	30.79	0.00									
#	Executed Elements	Info	Base Value	GOE	J1	J2	J3	J4	J5	J6	J7	J8	J9	Bonus	Ref.	Scores of Panel
1	3Tb+2T	b	5.50	0.56	1	2	2	1	0					1.00		7.06
2	2Ab	b	3.30	0.00	0	1	0	0	-2					1.00		4.30
3	3T		4.20	0.42	1	1	0	1	1							4.62
4	2A		3.30	-0.44	-1	-1	-2	-1	-2							2.86
5	CCoSp3		3.00	0.00	0	0	0	0	1							3.00
6	2Lz+2Lo<+1A+SEQ	<	4.56	-0.42	0	-2	-2	-2	-3							4.14
7	FCSp3		2.80	-0.28	-1	-1	-1	-1	-2							2.52
8	2Lz!	!	2.10	-0.21	-1	-1	-1	-1	-2							1.89
9	ChSq1		3.00	0.50	2	0	0	1	2							3.50
			31.76													33.89
Program Components				Factor												
Composition				2.40	4.50	4.25	4.00	4.25	4.50					4.33		
Presentation				2.40	4.50	4.25	4.00	4.00	4.75					4.25		
Skating Skills				2.40	4.25	4.25	4.75	4.25	4.00					4.25		
Judges Total Program Component Score (factored)														30.79		
Deductions:														0.00		

PARTNERS



JUDGES DETAILS PER SKATER

ADVANCED NOVICE MEN FREE SKATING

Rank	Name	Nation	Starting Number	Total Segment Score	Total Element Score	Total Program Component Score (factored)			Total Deductions							
3	Przemysław BARTOSIK	POL	3	54.87	25.69	29.18			0.00							
#	Executed Elements	Info	Base Value	GOE	J1	J2	J3	J4	J5	J6	J7	J8	J9	Bonus	Ref.	Scores of Panel
1	2Ab	b	3.30	0.11	0	2	1	0	0					1.00		4.41
2	3Sb	b	4.30	-1.86	-4	-4	-5	-4	-5					1.00		3.44
3	2Lo+2T		3.00	0.00	0	0	0	0	-1							3.00
4	CCoSp3		3.00	0.10	0	1	-1	1	0							3.10
5	ChSq1		3.00	0.17	1	1	0	0	-2							3.17
6	2A		3.30	-0.99	-3	-3	-3	-3	-3							2.31
7	2F		1.80	-0.24	0	-2	-2	0	-2							1.56
8	2Lz+1Eu<<+2F	<<	3.90	-0.91	-3	-5	-5	-4	-4							2.99
9	FCSp1		1.90	-0.19	-1	-1	-1	-1	-2							1.71
			27.50													25.69
Program Components				Factor												
Composition				2.40	4.00	4.25	4.75	4.00	4.00					4.08		
Presentation				2.40	3.75	4.50	5.00	3.75	3.75					4.00		
Skating Skills				2.40	3.75	4.25	5.00	4.25	3.50					4.08		
Judges Total Program Component Score (factored)																29.18
Deductions:																0.00

Rank	Name	Nation	Starting Number	Total Segment Score	Total Element Score	Total Program Component Score (factored)			Total Deductions							
4	Antoni JANIK	POL	1	31.99	11.21	20.78			0.00							
#	Executed Elements	Info	Base Value	GOE	J1	J2	J3	J4	J5	J6	J7	J8	J9	Ref.	Scores of Panel	
1	2F<	F <	1.44	-0.72	-5	-5	-5	-5	-5						0.72	
2	2Lz<	<	1.68	-0.67	-2	-4	-5	-4	-4						1.01	
3	2Lz<+1T	<	2.08	-0.45	-2	-2	-3	-3	-5						1.63	
4	FCSp		0.00	0.00	-	-	-	-	-						0.00	
5	ChSq1		3.00	-0.67	1	-1	-2	-1	-4						2.33	
6	2Lo<	<	1.36	-0.36	-2	-3	-3	-2	-4						1.00	
7	1A		1.10	0.00	0	0	0	0	-1						1.10	
8	CCoSp3V		2.25	-0.45	0	-1	-3	-2	-4						1.80	
9	2F<+1Eu+2S<<	< <<	2.34	-0.72	-5	-5	-5	-5	-5						1.62	
			15.25													11.21
Program Components				Factor												
Composition				2.40	3.00	3.00	3.25	3.00	3.00					3.00		
Presentation				2.40	3.00	2.75	3.25	2.75	2.75					2.83		
Skating Skills				2.40	2.50	3.00	3.50	3.00	2.50					2.83		
Judges Total Program Component Score (factored)																20.78
Deductions:																0.00

Legend:							
#	Sequence number	GOE	Grade of Execution	Jx	Judges (x=1-9)	Ref.	Referee
*	Invalid element	<	Under-rotated jump	<<	Downgraded jump	!	Not clear edge
F	Fall	b	Bonus Point for jump added to the element score				

PARTNERS



ADVANCED NOVICE WOMEN

Jantor Ice Rink	15 OCT 2024	16:25	Short Program
	16 OCT 2024	12:00	Free Skating

Size of Skating Arena:	30m*60m
Ice Conditions:	very good
Number of Entries:	49
Number of Participants:	49

Entry Withdrawn:

Short Program		
Duration:	2:20 +/- 10 seconds	
Segment Factor:	1.00	
Program Component Factors:	Composition	1.07
	Presentation	1.07
	Skating Skills	1.07

Free Skating		
Duration:	3:00 +/- 10 seconds	
Segment Factor:	1.00	
Program Component Factors:	Composition	2.13
	Presentation	2.13
	Skating Skills	2.13

PARTNERS





RESULTS

ADVANCED NOVICE WOMEN

Pl.	Name	Nation	Total Score	SP	FS
1	Jekaterina BRINSTER	GER	104.80	1	5
2	Scarlet ZMEKOVA	SVK	103.37	2	3
3	Darya TIMOFEEVA	CZE	99.51	5	1
4	Zoe MOSCA BARBERIS	ITA	98.92	3	4
5	Ginevra Antonina VOLANTE	ITA	93.28	13	2
6	Emma FUKOVA	CZE	92.65	7	6
7	Katerina CERVENKOVA	CZE	90.87	8	7
8	Lina MATEIKO	LAT	89.50	10	9
9	Evelina BARSAMOVA	LAT	89.26	11	8
10	Nela MACHOVA	CZE	87.11	4	19
11	Linnea HENRIKSEN	NOR	87.09	6	16
12	Vilde Sparre BRUSTAD	NOR	86.19	9	12
13	Sofija BASINA	LAT	84.58	12	13
14	June SUY	BEL	84.27	14	11
15	Marketa KOVARIKOVA	CZE	82.77	16	10
16	Martina SANTIA	ITA	78.89	20	18
17	Anezka SKORPILOVA	CZE	78.42	25	14
18	Marharyta CHACHYK	AUT	78.04	18	20
19	Rebecca LO CASCIO	ITA	77.51	19	21
20	Martina PSURNA	CZE	75.93	31	17
21	Klara JASIK	POL	75.93	15	25
22	Julia SUBOCZ	POL	75.81	17	24
23	Annabelle WASSAAS	NOR	74.39	21	27
24	Maryia LUKSHA	POL	74.21	39	15
25	Kalina KRAKOWCZYK	POL	74.05	24	23
26	Natalia ZUREK	POL	72.80	32	22
27	Alexandra GUBEK	POL	71.95	28	26
28	Anna ZIELINSKA	POL	71.77	23	30
29	Julia JARCO	POL	70.01	30	28
30	Marta PRZEBIERALA	POL	69.17	34	29
31	Sabina SOSNIOK	POL	68.93	22	35
32	Kalina POPOW	POL	67.75	27	31
33	Natalia WIATROSZAK	POL	67.41	29	32
34	Gabriela ZIELENIEWSKA	POL	67.36	26	33
35	Wiktoria BEDNAREK	POL	64.23	35	34
36	Hanna SLUPIK	POL	63.23	33	39
37	Florence Pap HOLMEN	NOR	62.93	36	36
38	Blanka LIS	POL	62.04	37	37
39	Noemi JAKUBIEC	POL	61.36	41	38
40	Alicja MICHALAK	POL	60.56	40	40
41	Julia KOLODZIEJ	POL	59.97	38	42
42	Zuzanna ZIENTEK	POL	58.95	45	41
43	Hanna HEKSEL	POL	58.37	43	44
44	Emilia STANEK	POL	57.83	46	43
45	Helene MATZKEIT	POL	56.67	47	45
46	Antonina KLESZCZ	POL	54.48	42	46
47	Jagoda FIGUS	POL	49.64	49	47
48	Mia Kjellmann SIMENSEN	NOR	48.50	44	48
49	Michalina BUCZEK	POL	45.85	48	49

PARTNERS



RESULTS

ADVANCED NOVICE WOMEN

Ms. Anna SIEROCKA, ISU
Referee


Ms. Eva SZILAGYI, ISU
Technical Controller

Legend:					
SP	Short Program	FS	Free Skating	Pl.	Place

printed: 16.10.2024 18:20

Page 2 / 2

PARTNERS



Polska Grupa
Energetyczna



Ministerstwo
Sportu i Turystyki



Województwo
Śląskie





RESULTS

ADVANCED NOVICE WOMEN SHORT PROGRAM

Pl.	Name	Nation	Total Segment Score
1	Jekaterina BRINSTER	GER	44.61
2	Scarlet ZMEKOVA	SVK	41.17
3	Zoe MOSCA BARBERIS	ITA	37.65
4	Nela MACHOVA	CZE	35.90
5	Darya TIMOFEEVA	CZE	34.57
6	Linnea HENRIKSEN	NOR	34.43
7	Emma FUKOVA	CZE	33.10
8	Katerina CERVENKOVA	CZE	33.01
9	Vilde Sparre BRUSTAD	NOR	32.62
10	Lina MATEIKO	LAT	32.54
11	Evelina BARSAMOVA	LAT	32.15
12	Sofija BASINA	LAT	31.26
13	Ginevra Antonina VOLANTE	ITA	30.49
14	June SUY	BEL	29.66
15	Klara JASIK	POL	28.02
16	Marketa KOVARIKOVA	CZE	27.98
17	Julia SUBOCZ	POL	27.78
18	Marharyta CHACHYK	AUT	27.64
19	Rebecca LO CASCIO	ITA	27.55
20	Martina SANTIA	ITA	26.96
21	Annabelle WASSAAS	NOR	26.86
22	Sabina SOSNIOK	POL	26.53
23	Anna ZIELINSKA	POL	26.00
24	Kalina KRAKOWCZYK	POL	25.40
25	Anezka SKORPILOVA	CZE	25.31
26	Gabriela ZIELENIIEWSKA	POL	24.54
27	Kalina POPOW	POL	24.25
28	Alexandra GUBEK	POL	24.23
29	Natalia WIATROSZAK	POL	24.10
30	Julia JARCO	POL	23.63
31	Martina PSURNA	CZE	23.53
32	Natalia ZUREK	POL	23.20
33	Hanna SLUPIK	POL	22.88
34	Marta PRZEBIERALA	POL	22.79
35	Wiktoria BEDNAREK	POL	21.67
36	Florence Pap HOLMEN	NOR	21.54
37	Blanka LIS	POL	21.33
38	Julia KOLODZIEJ	POL	21.28
39	Maryia LUKSHA	POL	21.19
40	Alicja MICHALAK	POL	20.90
41	Noemi JAKUBIEC	POL	20.78
42	Antonina KLESZCZ	POL	20.77
43	Hanna HEKSEL	POL	20.45
44	Mia Kjellmann SIMENSEN	NOR	20.32
45	Zuzanna ZIENTEK	POL	19.87
46	Emilia STANEK	POL	19.66
47	Helene MATZKEIT	POL	19.16
48	Michalina BUCZEK	POL	18.40
49	Jagoda FIGUS	POL	16.62

PARTNERS



DIAMOND SPIN 2024

OCTOBER 15-20, 2024 – Katowice / POL



RESULTS

ADVANCED NOVICE WOMEN SHORT PROGRAM

Ms. Anna SIEROCKA, ISU
Referee

Ms. Eva SZILAGYI, ISU
Technical Controller

PARTNERS



**PANEL OF JUDGES****ADVANCED NOVICE WOMEN SHORT PROGRAM****Officials**

Technical Controller	Ms. Eva SZILAGYI	ISU
Technical Specialist	Ms. Ivetta LABERNY	ISU
Technical Specialist	Mr. Pawel CISOWSKI	ISU

Judges

Referee	Ms. Anna SIEROCKA	ISU
Judge No. 1	Ms. Anna SIEROCKA	POL
Judge No. 2	Mr. Tomas JANECKO	CZE
Judge No. 3	Ms. Jelena GALIMOVA	EST
Judge No. 4	Ms. Viktorya SACHKOVA	POL
Judge No. 5	Mr. Slobodan DELIC	SRB

Data/Replay Operator

Data Operator	Ms. Michaela MILCINSKA	ISU
Replay Operator	Mr. Bartosz LEWANDOWSKI	ISU

PARTNERS



JUDGES DETAILS PER SKATER

ADVANCED NOVICE WOMEN SHORT PROGRAM

Rank	Name	Nation	Starting Number	Total Segment Score	Total Element Score	Total Program Component Score (factored)	Total Deductions									
1	Jekaterina BRINSTER	GER	37	44.61	27.22	17.39	0.00									
#	Executed Elements	Info	Base Value	GOE	J1	J2	J3	J4	J5	J6	J7	J8	J9	Bonus	Ref.	Scores of Panel
1	3Sb+2T	b	5.60	0.43	0	2	0	1	2					1.00		7.03
2	3Lo		4.90	0.16	0	2	0	1	0							5.06
3	LSp3		2.40	0.32	1	2	1	1	2							2.72
4	CCoSp3		3.00	0.60	2	2	2	1	2							3.60
5	2Ab	b	3.30	0.44	0	2	2	2	0					1.00		4.74
6	StSq3		3.30	0.77	1	3	3	2	2							4.07
			22.50													27.22
Program Components				Factor												
Composition				1.07	4.75	5.50	5.50	5.25	6.25					5.42		
Presentation				1.07	4.75	5.75	5.50	5.25	5.75					5.50		
Skating Skills				1.07	4.75	5.50	5.50	5.00	5.50					5.33		
Judges Total Program Component Score (factored)												17.39				
Deductions:														0.00		

Rank	Name	Nation	Starting Number	Total Segment Score	Total Element Score	Total Program Component Score (factored)	Total Deductions									
2	Scarlet ZMEKOVA	SVK	47	41.17	25.44	16.23	-0.50									
#	Executed Elements	Info	Base Value	GOE	J1	J2	J3	J4	J5	J6	J7	J8	J9	Bonus	Ref.	Scores of Panel
1	3Lzb	b	5.90	0.98	1	2	2	1	2					1.00		7.88
2	3S+2T		5.60	0.57	0	2	1	1	2							6.17
3	LSp2		1.90	0.00	1	2	-1	-2	0							1.90
4	2Ab	b	3.30	0.00	0	0	0	0	-2					1.00		4.30
5	StSq2		2.60	0.26	1	1	2	1	0							2.86
6	CCoSp2		2.50	-0.17	-1	0	-3	-1	0							2.33
			21.80													25.44
Program Components				Factor												
Composition				1.07	4.50	4.75	5.50	5.00	5.50					5.08		
Presentation				1.07	4.75	4.75	5.50	4.75	5.00					4.83		
Skating Skills				1.07	4.75	5.75	5.75	5.00	5.00					5.25		
Judges Total Program Component Score (factored)												16.23				
Deductions:							Time violation								-0.50	

Rank	Name	Nation	Starting Number	Total Segment Score	Total Element Score	Total Program Component Score (factored)	Total Deductions									
3	Zoe MOSCA BARBERIS	ITA	46	37.65	21.60	16.05	0.00									
#	Executed Elements	Info	Base Value	GOE	J1	J2	J3	J4	J5	J6	J7	J8	J9	Bonus	Ref.	Scores of Panel
1	3Sb+2T	b	5.60	0.14	0	1	0	0	2					1.00		6.74
2	2Ab	b	3.30	-0.99	-3	-3	-3	-3	-4					1.00		3.31
3	2Lz		2.10	0.14	0	1	1	0	1							2.24
4	SSp3		2.10	0.49	2	3	3	2	1							2.59
5	StSq2		2.60	0.52	2	2	2	1	2							3.12
6	CCoSp3		3.00	0.60	2	2	3	1	2							3.60
			18.70													21.60
Program Components				Factor												
Composition				1.07	4.25	4.75	5.75	4.50	6.00					5.00		
Presentation				1.07	4.50	5.25	5.50	4.75	6.00					5.17		
Skating Skills				1.07	4.25	5.00	5.00	4.50	5.00					4.83		
Judges Total Program Component Score (factored)												16.05				
Deductions:														0.00		

PARTNERS


JUDGES DETAILS PER SKATER
ADVANCED NOVICE WOMEN SHORT PROGRAM

Rank	Name	Nation	Starting Number	Total Segment Score	Total Element Score	Total Program Component Score (factored)	Total Deductions										
4	Nela MACHOVA	CZE	38	35.90	20.91	14.99	0.00										
#	Executed Elements	Info	Base Value	GOE	J1	J2	J3	J4	J5	J6	J7	J8	J9	Bonus	Ref.	Scores of Panel	
1	3Tb+2T	b	5.50	0.56	0	1	2	1	2					1.00		7.06	
2	2Lz		2.10	-0.63	-3	-3	-3	-3	-4							1.47	
3	SSp3		2.10	0.21	1	1	1	1	0							2.31	
4	2Ab	b	3.30	-0.66	-3	-1	-2	-2	-2					1.00		3.64	
5	CCoSp3		3.00	-0.20	0	-2	1	-2	0							2.80	
6	StSq3		3.30	0.33	1	1	3	1	1							3.63	
			19.30													20.91	
Program Components				Factor													
Composition				1.07	4.75	4.50	5.25	5.00	4.75							4.83	
Presentation				1.07	4.50	4.50	5.25	4.75	4.75							4.67	
Skating Skills				1.07	4.50	4.50	5.25	4.50	4.50							4.50	
Judges Total Program Component Score (factored)																	14.99
Deductions:																0.00	

Rank	Name	Nation	Starting Number	Total Segment Score	Total Element Score	Total Program Component Score (factored)	Total Deductions										
5	Darya TIMOFEEVA	CZE	16	34.57	19.42	15.15	0.00										
#	Executed Elements	Info	Base Value	GOE	J1	J2	J3	J4	J5	J6	J7	J8	J9	Bonus	Ref.	Scores of Panel	
1	2Ab	b	3.30	0.66	0	2	3	2	2					1.00		4.96	
2	3T<	F <	3.36	-1.68	-5	-5	-5	-5	-5							1.68	
3	LSp2		1.90	0.19	0	1	1	1	1							2.09	
4	2Lz+2T		3.40	-0.07	0	0	1	-1	-2							3.33	
5	StSq3		3.30	0.66	1	3	3	1	2							3.96	
6	CCoSp3		3.00	0.40	1	2	2	1	1							3.40	
			18.26													19.42	
Program Components				Factor													
Composition				1.07	4.25	4.50	5.25	4.50	5.25							4.75	
Presentation				1.07	4.00	4.25	5.25	4.25	5.50							4.58	
Skating Skills				1.07	4.25	4.50	5.50	4.75	5.25							4.83	
Judges Total Program Component Score (factored)																	15.15
Deductions:																0.00	

Rank	Name	Nation	Starting Number	Total Segment Score	Total Element Score	Total Program Component Score (factored)	Total Deductions										
6	Linnea HENRIKSEN	NOR	18	34.43	18.82	15.61	0.00										
#	Executed Elements	Info	Base Value	GOE	J1	J2	J3	J4	J5	J6	J7	J8	J9	Bonus	Ref.	Scores of Panel	
1	2Ab	b	3.30	0.33	0	1	2	1	1					1.00		4.63	
2	2F		1.80	-0.24	-1	-2	-1	-2	-1							1.56	
3	2Lz!+2T	!	3.40	-0.21	-1	0	-1	-1	-1							3.19	
4	SSp3		2.10	0.28	1	2	1	2	0							2.38	
5	StSq3		3.30	0.66	2	3	2	2	2							3.96	
6	CCoSp3		3.00	0.10	1	1	1	-1	-2							3.10	
			16.90													18.82	
Program Components				Factor													
Composition				1.07	4.50	4.75	5.00	5.00	5.50							4.92	
Presentation				1.07	4.50	5.00	5.00	5.00	5.25							5.00	
Skating Skills				1.07	4.50	4.50	5.25	4.75	4.75							4.67	
Judges Total Program Component Score (factored)																	15.61
Deductions:																0.00	

PARTNERS


JUDGES DETAILS PER SKATER
ADVANCED NOVICE WOMEN SHORT PROGRAM

Rank	Name	Nation	Starting Number	Total Segment Score	Total Element Score	Total Program Component Score (factored)	Total Deductions									
7	Emma FUKOVA	CZE	26	33.10	18.57	14.53	0.00									
#	Executed Elements	Info	Base Value	GOE	J1	J2	J3	J4	J5	J6	J7	J8	J9	Bonus	Ref.	Scores of Panel
1	2Ab	b	3.30	0.22	0	1	2	1	0					1.00		4.52
2	3S<	F <	3.44	-1.72	-5	-5	-5	-5	-5							1.72
3	SSp3		2.10	0.42	2	2	2	2	0							2.52
4	2F+2T		3.10	0.18	0	1	2	1	1							3.28
5	StSq2		2.60	0.43	2	2	3	1	1							3.03
6	CCoSp3		3.00	0.50	1	1	3	2	2							3.50
			17.54													18.57
Program Components			Factor													
Composition			1.07	4.50	4.25	5.25	4.75	4.75					4.67			
Presentation			1.07	4.50	4.50	5.25	4.50	4.75					4.58			
Skating Skills			1.07	4.25	4.25	5.25	4.50	4.25					4.33			
Judges Total Program Component Score (factored)												14.53				
Deductions:												0.00				

Rank	Name	Nation	Starting Number	Total Segment Score	Total Element Score	Total Program Component Score (factored)	Total Deductions									
8	Katerina CERVENKOVA	CZE	12	33.01	20.08	12.93	0.00									
#	Executed Elements	Info	Base Value	GOE	J1	J2	J3	J4	J5	J6	J7	J8	J9	Bonus	Ref.	Scores of Panel
1	3Sq	F q	4.30	-2.15	-5	-5	-5	-5	-5							2.15
2	3Tb+2T	b	5.50	0.00	0	0	0	0	0					1.00		6.50
3	CCoSp3		3.00	0.10	1	0	0	0	1							3.10
4	2Ab	b	3.30	-0.11	0	0	-1	0	-2					1.00		4.19
5	LSp1		1.50	-0.05	0	0	-1	-1	0							1.45
6	StSq2		2.60	0.09	1	0	0	0	1							2.69
			20.20													20.08
Program Components			Factor													
Composition			1.07	4.25	4.00	4.00	4.25	3.75					4.08			
Presentation			1.07	4.25	4.00	4.00	4.00	3.75					4.00			
Skating Skills			1.07	4.00	3.75	4.25	4.25	3.75					4.00			
Judges Total Program Component Score (factored)												12.93				
Deductions:												0.00				

Rank	Name	Nation	Starting Number	Total Segment Score	Total Element Score	Total Program Component Score (factored)	Total Deductions									
9	Vilde Sparre BRUSTAD	NOR	49	32.62	18.34	14.28	0.00									
#	Executed Elements	Info	Base Value	GOE	J1	J2	J3	J4	J5	J6	J7	J8	J9	Bonus	Ref.	Scores of Panel
1	2Ab	b	3.30	0.22	0	0	1	1	2					1.00		4.52
2	3S<	<	3.44	-0.92	-2	-3	-3	-2	-3							2.52
3	SSp3		2.10	0.35	2	2	2	1	1							2.45
4	2Lz+2T		3.40	-0.07	0	-1	0	0	-2							3.33
5	CCoSp2		2.50	0.25	1	1	1	1	0							2.75
6	StSq2		2.60	0.17	1	1	0	0	1							2.77
			17.34													18.34
Program Components			Factor													
Composition			1.07	4.25	4.25	4.75	4.00	5.00					4.42			
Presentation			1.07	4.25	4.50	4.75	4.25	5.00					4.50			
Skating Skills			1.07	4.25	4.25	5.00	4.25	4.75					4.42			
Judges Total Program Component Score (factored)												14.28				
Deductions:												0.00				

PARTNERS


JUDGES DETAILS PER SKATER
ADVANCED NOVICE WOMEN SHORT PROGRAM

Rank	Name	Nation	Starting Number	Total Segment Score	Total Element Score	Total Program Component Score (factored)	Total Deductions									
10	Lina MATEIKO	LAT	7	32.54	18.53	14.01	0.00									
#	Executed Elements	Info	Base Value	GOE	J1	J2	J3	J4	J5	J6	J7	J8	J9	Bonus	Ref.	Scores of Panel
1	2Ab	b	3.30	0.11	0	2	1	0	0					1.00		4.41
2	2Lz+2T		3.40	0.14	0	1	1	1	0							3.54
3	CCoSp3		3.00	0.30	1	2	1	1	-1							3.30
4	SSp3		2.10	0.28	1	2	2	1	0							2.38
5	2F		1.80	0.24	1	2	1	2	0							2.04
6	StSq2		2.60	0.26	1	2	1	1	0							2.86
			16.20													18.53
Program Components			Factor													
Composition			1.07	4.25	4.50	4.75	4.50	3.75					4.42			
Presentation			1.07	4.25	4.50	5.00	4.50	3.75					4.42			
Skating Skills			1.07	4.25	4.00	5.00	4.50	3.50					4.25			
Judges Total Program Component Score (factored)												14.01				
Deductions:												0.00				

Rank	Name	Nation	Starting Number	Total Segment Score	Total Element Score	Total Program Component Score (factored)	Total Deductions									
11	Evelina BARSAMOVA	LAT	39	32.15	16.63	15.52	0.00									
#	Executed Elements	Info	Base Value	GOE	J1	J2	J3	J4	J5	J6	J7	J8	J9	Bonus	Ref.	Scores of Panel
1	2Aqb	q b	3.30	-0.66	-2	-2	-2	-2	-2					1.00		3.64
2	3S<	F <	3.44	-1.72	-5	-5	-5	-5	-5							1.72
3	CCoSp3		3.00	0.30	1	2	-1	0	2							3.30
4	2F+2T		3.10	0.06	0	0	0	1	1							3.16
5	StSq2		2.60	0.61	2	3	3	1	2							3.21
6	SSp2		1.60	0.00	1	0	0	0	0							1.60
			17.04													16.63
Program Components			Factor													
Composition			1.07	4.25	5.00	5.50	4.75	5.50					5.08			
Presentation			1.07	4.50	5.00	5.50	4.50	6.00					5.00			
Skating Skills			1.07	4.25	4.75	4.00	4.25	4.75					4.42			
Judges Total Program Component Score (factored)												15.52				
Deductions:												0.00				

Rank	Name	Nation	Starting Number	Total Segment Score	Total Element Score	Total Program Component Score (factored)	Total Deductions									
12	Sofija BASINA	LAT	41	31.26	17.16	14.10	0.00									
#	Executed Elements	Info	Base Value	GOE	J1	J2	J3	J4	J5	J6	J7	J8	J9	Bonus	Ref.	Scores of Panel
1	3Sb	b	4.30	-0.72	-1	-2	-2	-2	-1					1.00		4.58
2	2Lz+2T		3.40	0.00	0	0	1	0	0							3.40
3	SSp3		2.10	0.42	2	2	2	2	2							2.52
4	2A<<	<<	1.10	-0.33	-3	-3	-3	-3	-4							0.77
5	CCoSp3		3.00	0.20	1	1	1	0	0							3.20
6	StSq2		2.60	0.09	1	0	0	-1	1							2.69
			16.50													17.16
Program Components			Factor													
Composition			1.07	4.25	3.75	5.00	4.25	5.00					4.50			
Presentation			1.07	4.25	4.25	4.75	4.00	5.00					4.42			
Skating Skills			1.07	4.25	3.75	4.50	4.00	4.75					4.25			
Judges Total Program Component Score (factored)												14.10				
Deductions:												0.00				

PARTNERS


JUDGES DETAILS PER SKATER
ADVANCED NOVICE WOMEN SHORT PROGRAM

Rank	Name	Nation	Starting Number	Total Segment Score	Total Element Score	Total Program Component Score (factored)	Total Deductions									
13	Ginevra Antonina VOLANTE	ITA	36	30.49	16.23	14.26	0.00									
#	Executed Elements	Info	Base Value	GOE	J1	J2	J3	J4	J5	J6	J7	J8	J9	Bonus	Ref.	Scores of Panel
1	3T<	F <	3.36	-1.68	-5	-5	-5	-5	-5							1.68
2	2F+2T		3.10	0.06	0	0	1	1	0							3.16
3	CCoSp3V		2.25	0.23	1	1	1	1	2							2.48
4	2Ab	b	3.30	0.11	0	0	1	0	1					1.00		4.41
5	StSq2		2.60	0.35	2	1	1	1	2							2.95
6	SSp2		1.60	-0.05	0	-1	-1	0	0							1.55
			16.21													16.23
Program Components			Factor													
	Composition		1.07	4.50	4.00	4.25	4.25	4.75								4.33
	Presentation		1.07	4.75	4.00	4.50	4.50	4.75								4.58
	Skating Skills		1.07	4.50	4.00	4.50	4.25	4.50								4.42
Judges Total Program Component Score (factored)																14.26
Deductions:																0.00

Rank	Name	Nation	Starting Number	Total Segment Score	Total Element Score	Total Program Component Score (factored)	Total Deductions									
14	June SUY	BEL	21	29.66	15.04	14.62	0.00									
#	Executed Elements	Info	Base Value	GOE	J1	J2	J3	J4	J5	J6	J7	J8	J9	Ref.	Scores of Panel	
1	2A<	<	2.64	-0.53	-2	-2	-2	-2	-3						2.11	
2	2F+2T		3.10	-0.18	-1	-1	-1	-1	-1						2.92	
3	CCoSp3		3.00	0.30	1	1	1	1	1						3.30	
4	2Lo		1.70	0.00	0	0	0	0	1						1.70	
5	StSq2		2.60	0.26	1	1	2	0	1						2.86	
6	LSp2		1.90	0.25	2	1	1	1	2						2.15	
			14.94													15.04
Program Components			Factor													
	Composition		1.07	4.25	4.25	5.00	4.50	5.25								4.58
	Presentation		1.07	4.25	4.50	5.00	4.25	5.00								4.58
	Skating Skills		1.07	4.25	3.75	5.00	4.25	5.25								4.50
Judges Total Program Component Score (factored)																14.62
Deductions:																0.00

Rank	Name	Nation	Starting Number	Total Segment Score	Total Element Score	Total Program Component Score (factored)	Total Deductions									
15	Klara JASIK	POL	24	28.02	14.91	13.11	0.00									
#	Executed Elements	Info	Base Value	GOE	J1	J2	J3	J4	J5	J6	J7	J8	J9	Ref.	Scores of Panel	
1	1A		1.10	0.00	0	0	0	1	0						1.10	
2	2Lo+2T		3.00	0.00	0	0	1	0	0						3.00	
3	SSp3		2.10	0.28	1	2	2	1	1						2.38	
4	2Lz		2.10	0.07	0	0	1	1	-2						2.17	
5	StSq2		2.60	0.26	1	1	1	0	1						2.86	
6	CCoSp3		3.00	0.40	2	2	1	1	1						3.40	
			13.90													14.91
Program Components			Factor													
	Composition		1.07	4.25	3.75	4.50	3.75	4.50								4.17
	Presentation		1.07	4.25	4.00	4.50	4.00	4.25								4.17
	Skating Skills		1.07	4.00	3.75	4.75	3.75	4.00								3.92
Judges Total Program Component Score (factored)																13.11
Deductions:																0.00

PARTNERS


JUDGES DETAILS PER SKATER
ADVANCED NOVICE WOMEN SHORT PROGRAM

Rank	Name	Nation	Starting Number	Total Segment Score	Total Element Score	Total Program Component Score (factored)	Total Deductions										
16	Marketa KOVARIKOVA	CZE	35	27.98	14.87	13.11	0.00										
#	Executed Elements	Info	Base Value	GOE	J1	J2	J3	J4	J5	J6	J7	J8	J9	Bonus	Ref.	Scores of Panel	
1	3Sb	b	4.30	-1.29	-3	-3	-3	-3	-3					1.00		4.01	
2	2Lz+2T		3.40	-0.56	-2	-2	-3	-4	-3							2.84	
3	SSp2		1.60	0.21	1	2	1	1	2							1.81	
4	2A	F	3.30	-1.65	-5	-5	-5	-5	-5							1.65	
5	CCoSp3		3.00	-0.30	-1	-1	-2	-1	-1							2.70	
6	StSq1		1.80	0.06	1	1	0	0	-2							1.86	
			17.40													14.87	
Program Components			Factor														
Composition			1.07	4.00	3.75	4.00	4.50	4.50								4.17	
Presentation			1.07	4.00	4.00	4.00	4.00	4.00								4.00	
Skating Skills			1.07	4.25	4.00	4.25	4.00	4.00								4.08	
Judges Total Program Component Score (factored)																13.11	
Deductions:																	0.00

Rank	Name	Nation	Starting Number	Total Segment Score	Total Element Score	Total Program Component Score (factored)	Total Deductions										
17	Julia SUBOCZ	POL	27	27.78	14.67	13.11	0.00										
#	Executed Elements	Info	Base Value	GOE	J1	J2	J3	J4	J5	J6	J7	J8	J9	Ref.	Scores of Panel		
1	2Lz+2T		3.40	0.07	0	1	0	0	2						3.47		
2	1A		1.10	0.00	0	0	1	0	0						1.10		
3	SSp2		1.60	0.16	1	1	1	1	1						1.76		
4	StSq2		2.60	0.26	1	1	1	0	1						2.86		
5	2F		1.80	0.18	0	1	1	1	1						1.98		
6	CCoSp3		3.00	0.50	2	2	2	1	1						3.50		
			13.50												14.67		
Program Components			Factor														
Composition			1.07	3.75	4.00	4.75	3.50	4.75								4.17	
Presentation			1.07	4.00	3.75	4.75	3.75	4.50								4.08	
Skating Skills			1.07	3.75	3.75	4.75	3.75	4.50								4.00	
Judges Total Program Component Score (factored)																13.11	
Deductions:																	0.00

Rank	Name	Nation	Starting Number	Total Segment Score	Total Element Score	Total Program Component Score (factored)	Total Deductions										
18	Marharyta CHACHYK	AUT	34	27.64	13.46	14.18	0.00										
#	Executed Elements	Info	Base Value	GOE	J1	J2	J3	J4	J5	J6	J7	J8	J9	Ref.	Scores of Panel		
1	2Lz+2T<	<	3.14	-0.42	-2	-2	-2	-1	-3						2.72		
2	2A<<	F <<	1.10	-0.55	-5	-5	-5	-5	-5						0.55		
3	2F		1.80	0.00	0	0	0	0	-1						1.80		
4	SSp3		2.10	0.42	2	2	2	2	2						2.52		
5	StSq2		2.60	0.52	2	2	2	1	2						3.12		
6	CCoSp2		2.50	0.25	1	1	2	1	1						2.75		
			13.24												13.46		
Program Components			Factor														
Composition			1.07	4.00	4.25	4.75	4.50	5.25								4.50	
Presentation			1.07	4.00	4.00	5.00	4.25	5.00								4.42	
Skating Skills			1.07	4.00	4.00	4.75	4.25	4.75								4.33	
Judges Total Program Component Score (factored)																14.18	
Deductions:																	0.00

PARTNERS


JUDGES DETAILS PER SKATER
ADVANCED NOVICE WOMEN SHORT PROGRAM

Rank	Name	Nation	Starting Number	Total Segment Score	Total Element Score	Total Program Component Score (factored)		Total Deductions							
19	Rebecca LO CASCIO	ITA	29	27.55	11.59	15.96		0.00							
#	Executed Elements	Info	Base Value	GOE	J1	J2	J3	J4	J5	J6	J7	J8	J9	Ref.	Scores of Panel
1	3S<<+2T	<<	2.60	-0.39	-3	-4	-3	-3	-3						2.21
2	3Lo<<	<<	1.70	-0.51	-3	-3	-3	-4	-3						1.19
3	LSp2		1.90	0.19	1	2	0	-1	2						2.09
4	2A<<	<<	1.10	-0.40	-3	-5	-3	-4	-4						0.70
5	CCoSp3		3.00	0.30	1	1	1	1	2						3.30
6	StSq1		1.80	0.30	2	1	2	-1	2						2.10
			12.10												11.59
Program Components				Factor											
Composition				1.07	4.50	4.75	5.75	4.50	5.75					5.00	
Presentation				1.07	4.50	5.00	6.00	4.50	6.00					5.17	
Skating Skills				1.07	4.50	4.25	5.75	4.25	5.50					4.75	
Judges Total Program Component Score (factored)															15.96
Deductions:															0.00

Rank	Name	Nation	Starting Number	Total Segment Score	Total Element Score	Total Program Component Score (factored)		Total Deductions							
20	Martina SANTIA	ITA	19	26.96	13.05	13.91		0.00							
#	Executed Elements	Info	Base Value	GOE	J1	J2	J3	J4	J5	J6	J7	J8	J9	Ref.	Scores of Panel
1	2A<	<	2.64	-0.53	-2	-2	-2	-2	-3						2.11
2	3S<+COMBO	F <	3.44	-1.72	-5	-5	-5	-5	-5						1.72
3	3Lo<	<	3.92	-1.83	-4	-5	-5	-5	-3						2.09
4	LSp1		1.50	-0.15	-1	-1	-1	-2	1						1.35
5	StSq2		2.60	0.26	1	1	1	1	1						2.86
6	CCoSp2		2.50	0.42	1	2	2	1	2						2.92
			16.60												13.05
Program Components				Factor											
Composition				1.07	4.50	4.25	4.50	4.50	5.00					4.50	
Presentation				1.07	4.25	4.00	4.50	4.25	4.50					4.33	
Skating Skills				1.07	4.00	4.00	4.75	4.50	4.00					4.17	
Judges Total Program Component Score (factored)															13.91
Deductions:															0.00

Rank	Name	Nation	Starting Number	Total Segment Score	Total Element Score	Total Program Component Score (factored)		Total Deductions								
21	Annabelle WASSAAS	NOR	48	26.86	14.20	12.66		0.00								
#	Executed Elements	Info	Base Value	GOE	J1	J2	J3	J4	J5	J6	J7	J8	J9	Bonus	Ref.	Scores of Panel
1	2Lz		2.10	-0.70	-3	-2	-4	-4	-3							1.40
2	2Ab	b	3.30	0.00	0	0	0	0	0					1.00		4.30
3	CCoSp2		2.50	0.17	1	2	0	0	1							2.67
4	2F+2T		3.10	-0.42	-2	-2	-3	-2	-3							2.68
5	StSq2	F	2.60	-1.21	-4	-4	-5	-5	-5							1.39
6	SSp2		1.60	0.16	1	1	1	0	2							1.76
			15.20												14.20	
Program Components				Factor												
Composition				1.07	4.00	4.00	3.75	3.75	4.50					3.92		
Presentation				1.07	4.00	4.00	3.75	3.75	4.25					3.92		
Skating Skills				1.07	4.25	4.00	3.75	3.75	4.50					4.00		
Judges Total Program Component Score (factored)															12.66	
Deductions:															0.00	

PARTNERS


JUDGES DETAILS PER SKATER
ADVANCED NOVICE WOMEN SHORT PROGRAM

Rank	Name	Nation	Starting Number	Total Segment Score	Total Element Score	Total Program Component Score (factored)		Total Deductions							
22	Sabina SOSNIOK	POL	30	26.53	14.05	12.48		0.00							
#	Executed Elements	Info	Base Value	GOE	J1	J2	J3	J4	J5	J6	J7	J8	J9	Ref.	Scores of Panel
1	SSp3		2.10	0.14	1	1	0	0	1						2.24
2	2Lz! ⁺ 2T	!	3.40	-0.21	-1	-1	-1	-1	-2						3.19
3	1A		1.10	0.00	0	1	0	0	0						1.10
4	2F		1.80	-0.18	-1	-1	-1	-1	-2						1.62
5	StSq2		2.60	0.00	0	0	0	0	2						2.60
6	CCoSp3		3.00	0.30	1	1	0	1	1						3.30
			14.00												14.05
Program Components				Factor											
Composition				1.07	3.75	3.75	3.75	4.25	5.00					3.92	
Presentation				1.07	3.75	3.75	3.75	4.00	4.75					3.83	
Skating Skills				1.07	3.50	3.75	4.00	4.00	4.50					3.92	
Judges Total Program Component Score (factored)															12.48
Deductions:															0.00

Rank	Name	Nation	Starting Number	Total Segment Score	Total Element Score	Total Program Component Score (factored)		Total Deductions							
23	Anna ZIELINSKA	POL	40	26.00	13.43	12.57		0.00							
#	Executed Elements	Info	Base Value	GOE	J1	J2	J3	J4	J5	J6	J7	J8	J9	Ref.	Scores of Panel
1	SSp3		2.10	0.28	1	2	0	1	3						2.38
2	2Lo+2T		3.00	0.00	0	0	0	0	2						3.00
3	StSq2		2.60	0.00	0	0	0	0	1						2.60
4	2F<	<	1.44	-0.29	-2	-2	-2	-2	-3						1.15
5	1A		1.10	0.00	0	0	0	0	0						1.10
6	CCoSp3		3.00	0.20	1	0	1	0	1						3.20
			13.24												13.43
Program Components				Factor											
Composition				1.07	3.75	3.50	4.50	3.50	5.50					3.92	
Presentation				1.07	3.75	3.50	4.50	3.75	5.25					4.00	
Skating Skills				1.07	3.50	3.50	4.50	3.50	5.50					3.83	
Judges Total Program Component Score (factored)															12.57
Deductions:															0.00

Rank	Name	Nation	Starting Number	Total Segment Score	Total Element Score	Total Program Component Score (factored)		Total Deductions							
24	Kalina KRAKOWCZYK	POL	5	25.40	13.36	12.04		0.00							
#	Executed Elements	Info	Base Value	GOE	J1	J2	J3	J4	J5	J6	J7	J8	J9	Ref.	Scores of Panel
1	1A		1.10	0.15	1	1	3	1	2						1.25
2	2Lze+2T	e	2.98	-0.34	-2	-1	-2	-3	-2						2.64
3	2F		1.80	0.24	1	2	2	1	0						2.04
4	CCoSp2		2.50	0.17	1	1	1	0	-1						2.67
5	StSq2		2.60	0.26	1	1	1	1	1						2.86
6	LSp2		1.90	0.00	0	0	0	0	-1						1.90
			12.88												13.36
Program Components				Factor											
Composition				1.07	3.75	3.75	4.25	3.75	3.75					3.75	
Presentation				1.07	3.75	4.00	4.50	3.75	3.75					3.83	
Skating Skills				1.07	3.50	3.75	4.75	3.75	3.50					3.67	
Judges Total Program Component Score (factored)															12.04
Deductions:															0.00

PARTNERS


JUDGES DETAILS PER SKATER
ADVANCED NOVICE WOMEN SHORT PROGRAM

Rank	Name	Nation	Starting Number	Total Segment Score	Total Element Score	Total Program Component Score (factored)		Total Deductions							
25	Anezka SKORPILOVA	CZE	33	25.31	12.29	13.02		0.00							
#	Executed Elements	Info	Base Value	GOE	J1	J2	J3	J4	J5	J6	J7	J8	J9	Ref.	Scores of Panel
1	1A		1.10	-0.44	-4	-5	-4	-4	-4						0.66
2	3S	F	4.30	-2.15	-5	-5	-5	-5	-5						2.15
3	CCoSp3		3.00	0.10	1	1	0	0	-2						3.10
4	2Lz+2T		3.40	-0.28	0	-1	-2	-1	-2						3.12
5	StSq1		1.80	0.18	1	1	1	0	1						1.98
6	SSp2		1.60	-0.32	-1	-2	-3	-2	-2						1.28
			15.20												12.29
Program Components				Factor											
Composition				1.07	4.25	3.75	4.50	4.25	3.75					4.08	
Presentation				1.07	4.25	3.75	4.50	4.00	4.00					4.08	
Skating Skills				1.07	4.00	3.75	4.25	4.25	3.75					4.00	
Judges Total Program Component Score (factored)											13.02				
Deductions:									0.00						

Rank	Name	Nation	Starting Number	Total Segment Score	Total Element Score	Total Program Component Score (factored)		Total Deductions							
26	Gabriela ZIELENIOWSKA	POL	2	24.54	12.32	12.22		0.00							
#	Executed Elements	Info	Base Value	GOE	J1	J2	J3	J4	J5	J6	J7	J8	J9	Ref.	Scores of Panel
1	2F<	<	1.44	-0.34	-2	-3	-2	-3	-2						1.10
2	2A<<	F <<	1.10	-0.55	-5	-5	-5	-5	-5						0.55
3	2Lzq+2T<	q <	3.14	-0.77	-4	-4	-3	-4	-3						2.37
4	CCoSp3		3.00	0.30	1	2	1	1	-1						3.30
5	StSq2		2.60	0.09	0	1	0	0	2						2.69
6	SSp3		2.10	0.21	1	2	1	1	0						2.31
			13.38												12.32
Program Components				Factor											
Composition				1.07	3.50	4.00	4.00	3.75	4.25					3.92	
Presentation				1.07	3.50	4.00	4.00	3.50	4.50					3.83	
Skating Skills				1.07	3.50	3.75	4.50	3.50	3.75					3.67	
Judges Total Program Component Score (factored)											12.22				
Deductions:									0.00						

Rank	Name	Nation	Starting Number	Total Segment Score	Total Element Score	Total Program Component Score (factored)		Total Deductions							
27	Kalina POPOW	POL	25	24.25	12.12	12.13		0.00							
#	Executed Elements	Info	Base Value	GOE	J1	J2	J3	J4	J5	J6	J7	J8	J9	Ref.	Scores of Panel
1	1A		1.10	0.00	0	0	0	1	0						1.10
2	2F+2T		3.10	0.06	0	0	1	0	1						3.16
3	CCoSp3		3.00	-0.10	0	0	-2	-1	1						2.90
4	2Lz	F	2.10	-1.05	-5	-5	-5	-5	-5						1.05
5	SSp3		2.10	0.07	0	0	1	1	0						2.17
6	StSq1		1.80	-0.06	0	-1	-2	0	1						1.74
			13.20												12.12
Program Components				Factor											
Composition				1.07	3.75	3.75	4.25	3.75	4.50					3.92	
Presentation				1.07	3.50	3.50	4.25	3.50	4.25					3.75	
Skating Skills				1.07	3.25	3.25	4.50	3.50	4.25					3.67	
Judges Total Program Component Score (factored)											12.13				
Deductions:									0.00						

PARTNERS



JUDGES DETAILS PER SKATER

ADVANCED NOVICE WOMEN SHORT PROGRAM

Rank	Name	Nation	Starting Number	Total Segment Score	Total Element Score	Total Program Component Score (factored)	Total Deductions									
28	Alexandra GUBEK	POL	4	24.23	13.16	11.07	0.00									
#	Executed Elements	Info	Base Value	GOE	J1	J2	J3	J4	J5	J6	J7	J8	J9	Ref.	Scores of Panel	
1	SSp3		2.10	0.07	0	1	0	0	1						2.17	
2	2F+2T		3.10	0.00	0	0	0	0	-2						3.10	
3	1A		1.10	0.00	0	0	1	0	0						1.10	
4	2Lz!	!	2.10	-0.28	-1	-2	-1	-1	-2						1.82	
5	StSq2		2.60	-0.43	0	-2	-1	-2	-3						2.17	
6	CCoSp3		3.00	-0.20	0	-1	-1	0	-1						2.80	
			14.00												13.16	
Program Components			Factor													
Composition			1.07	3.50	3.50	3.50	3.50	3.00								3.50
Presentation			1.07	3.50	3.25	3.50	3.50	3.25								3.42
Skating Skills			1.07	3.50	3.00	3.75	3.50	3.25								3.42
Judges Total Program Component Score (factored)																11.07
Deductions:																0.00

Rank	Name	Nation	Starting Number	Total Segment Score	Total Element Score	Total Program Component Score (factored)	Total Deductions									
29	Natalia WIATROSAK	POL	22	24.10	13.09	11.51	-0.50									
#	Executed Elements	Info	Base Value	GOE	J1	J2	J3	J4	J5	J6	J7	J8	J9	Ref.	Scores of Panel	
1	2Lz+2T		3.40	0.00	0	0	0	0	0						3.40	
2	CCoSp3		3.00	-0.60	-1	-2	-3	-1	-3						2.40	
3	StSq2		2.60	-0.09	0	-2	-1	0	2						2.51	
4	1A		1.10	0.00	0	0	0	1	0						1.10	
5	2Fq	q	1.80	-0.36	-2	-2	-2	-2	-2						1.44	
6	SSp3		2.10	0.14	1	0	-1	1	2						2.24	
			14.00												13.09	
Program Components			Factor													
Composition			1.07	3.75	3.50	3.50	3.75	4.75								3.67
Presentation			1.07	3.50	3.25	3.50	3.50	5.00								3.50
Skating Skills			1.07	3.50	3.00	3.75	3.50	4.75								3.58
Judges Total Program Component Score (factored)																11.51
Deductions:			Time violation	-0.50												-0.50

Rank	Name	Nation	Starting Number	Total Segment Score	Total Element Score	Total Program Component Score (factored)	Total Deductions									
30	Julia JARCO	POL	20	23.63	11.56	12.57	-0.50									
#	Executed Elements	Info	Base Value	GOE	J1	J2	J3	J4	J5	J6	J7	J8	J9	Ref.	Scores of Panel	
1	2A<<	F <<	1.10	-0.55	-5	-5	-5	-5	-5						0.55	
2	2Lz+2T		3.40	0.00	0	1	0	0	-2						3.40	
3	CCoSp2		2.50	-0.42	-1	-2	-2	-2	-1						2.08	
4	StSq2		2.60	0.00	1	0	-1	-1	2						2.60	
5	2F		1.80	0.18	1	1	0	1	1						1.98	
6	SSp1		1.30	-0.35	-3	-2	-3	-1	-3						0.95	
			12.70												11.56	
Program Components			Factor													
Composition			1.07	3.75	4.00	4.00	4.00	4.25								4.00
Presentation			1.07	3.75	4.00	3.75	3.50	4.00								3.83
Skating Skills			1.07	3.50	4.00	3.75	4.00	4.25								3.92
Judges Total Program Component Score (factored)																12.57
Deductions:			Time violation	-0.50												-0.50

PARTNERS


JUDGES DETAILS PER SKATER
ADVANCED NOVICE WOMEN SHORT PROGRAM

Rank	Name	Nation	Starting Number	Total Segment Score	Total Element Score	Total Program Component Score (factored)		Total Deductions							
31	Martina PSURNA	CZE	14	23.53	11.01	13.02		-0.50							
#	Executed Elements	Info	Base Value	GOE	J1	J2	J3	J4	J5	J6	J7	J8	J9	Ref.	Scores of Panel
1	3T	F	4.20	-2.10	-5	-5	-5	-5	-2						2.10
2	3S<<+COMBO	F <<	1.30	-0.65	-5	-5	-5	-5	-5						0.65
3	1A<<	<<	0.00	0.00	-	-	-	-	-						0.00
4	CCoSp3		3.00	0.30	1	1	0	1	1						3.30
5	StSq2		2.60	0.26	1	1	0	1	1						2.86
6	SSp3		2.10	0.00	1	-1	0	1	-2						2.10
			13.20												11.01
Program Components				Factor											
Composition				1.07	4.25	4.00	4.00	4.25	4.00					4.08	
Presentation				1.07	4.00	4.00	4.00	4.00	4.25					4.00	
Skating Skills				1.07	4.00	4.00	4.25	4.50	3.75					4.08	
Judges Total Program Component Score (factored)													13.02		
Deductions:			Time violation		-0.50									-0.50	

Rank	Name	Nation	Starting Number	Total Segment Score	Total Element Score	Total Program Component Score (factored)		Total Deductions							
32	Natalia ZUREK	POL	9	23.20	10.98	12.22		0.00							
#	Executed Elements	Info	Base Value	GOE	J1	J2	J3	J4	J5	J6	J7	J8	J9	Ref.	Scores of Panel
1	1A		1.10	0.11	1	1	1	1	2						1.21
2	2F+2T		3.10	0.00	0	0	0	0	0						3.10
3	CCoSp3		3.00	-0.20	0	-1	-1	-2	0						2.80
4	2Lz<	<	1.68	-0.84	-5	-5	-5	-5	-4						0.84
5	StSq1		1.80	0.06	1	0	0	-1	1						1.86
6	SSp1		1.30	-0.13	0	0	-2	-2	-1						1.17
			11.98												10.98
Program Components				Factor											
Composition				1.07	3.75	3.75	4.00	3.50	4.00					3.83	
Presentation				1.07	4.00	3.75	4.00	3.25	4.25					3.92	
Skating Skills				1.07	3.50	3.50	4.00	3.25	4.00					3.67	
Judges Total Program Component Score (factored)													12.22		
Deductions:														0.00	

Rank	Name	Nation	Starting Number	Total Segment Score	Total Element Score	Total Program Component Score (factored)		Total Deductions							
33	Hanna SLUPIK	POL	28	22.88	11.56	11.32		0.00							
#	Executed Elements	Info	Base Value	GOE	J1	J2	J3	J4	J5	J6	J7	J8	J9	Ref.	Scores of Panel
1	1A		1.10	0.00	0	0	0	0	0						1.10
2	2Lo+2T<	<	2.74	-0.40	-2	-2	-3	-2	-3						2.34
3	CCoSp2		2.50	-0.33	-1	-2	-2	-1	-1						2.17
4	StSq2		2.60	0.00	0	0	0	0	-1						2.60
5	2Sq	q	1.30	-0.26	-2	-2	-2	-2	-2						1.04
6	SSp3		2.10	0.21	1	1	1	1	1						2.31
			12.34												11.56
Program Components				Factor											
Composition				1.07	3.50	3.25	3.75	3.50	4.75					3.58	
Presentation				1.07	3.25	3.00	4.00	3.50	4.75					3.58	
Skating Skills				1.07	3.00	3.00	3.75	3.50	4.25					3.42	
Judges Total Program Component Score (factored)													11.32		
Deductions:														0.00	

PARTNERS


JUDGES DETAILS PER SKATER
ADVANCED NOVICE WOMEN SHORT PROGRAM

Rank	Name	Nation	Starting Number	Total Segment Score	Total Element Score	Total Program Component Score (factored)		Total Deductions							
34	Marta PRZEBIERALA	POL	42	22.79	11.28	11.51		0.00							
#	Executed Elements	Info	Base Value	GOE	J1	J2	J3	J4	J5	J6	J7	J8	J9	Ref.	Scores of Panel
1	2Lze	e	1.68	-0.34	-2	-3	-2	-2	-2						1.34
2	2F+2T		3.10	0.00	0	0	0	0	-2						3.10
3	SSp2		1.60	0.00	1	1	-1	0	-1						1.60
4	StSq2		2.60	-0.09	0	0	-2	-1	0						2.51
5	1A		1.10	0.00	0	0	1	0	0						1.10
6	CCoSp2V		1.88	-0.25	0	-2	-4	-1	-1						1.63
			11.96												11.28
Program Components				Factor											
Composition				1.07	3.75	3.50	3.50	3.25	4.50					3.58	
Presentation				1.07	3.50	3.25	3.50	3.50	4.25					3.50	
Skating Skills				1.07	3.75	3.50	3.75	3.50	4.00					3.67	
Judges Total Program Component Score (factored)													11.51		
Deductions:												0.00			

Rank	Name	Nation	Starting Number	Total Segment Score	Total Element Score	Total Program Component Score (factored)		Total Deductions							
35	Wiktoria BEDNAREK	POL	3	21.67	11.06	10.61		0.00							
#	Executed Elements	Info	Base Value	GOE	J1	J2	J3	J4	J5	J6	J7	J8	J9	Ref.	Scores of Panel
1	2Lo+2T		3.00	-0.28	-2	-1	-1	-2	-4						2.72
2	2F		1.80	-0.72	-4	-4	-4	-4	-5						1.08
3	1A		1.10	0.00	0	0	0	0	-2						1.10
4	SSp3		2.10	0.00	0	0	0	0	-2						2.10
5	StSq1		1.80	-0.24	0	-1	-3	-1	-2						1.56
6	CCoSp3		3.00	-0.50	-1	-2	-2	-1	-2						2.50
			12.80												11.06
Program Components				Factor											
Composition				1.07	3.50	3.50	3.25	3.25	3.25					3.33	
Presentation				1.07	3.50	3.25	3.50	3.50	3.00					3.42	
Skating Skills				1.07	3.25	3.00	3.50	3.25	3.00					3.17	
Judges Total Program Component Score (factored)													10.61		
Deductions:												0.00			

Rank	Name	Nation	Starting Number	Total Segment Score	Total Element Score	Total Program Component Score (factored)		Total Deductions							
36	Florence Pap HOLMEN	NOR	11	21.54	10.38	11.16		0.00							
#	Executed Elements	Info	Base Value	GOE	J1	J2	J3	J4	J5	J6	J7	J8	J9	Ref.	Scores of Panel
1	1A		1.10	0.00	0	0	1	0	0						1.10
2	2F		1.80	0.00	0	0	0	0	0						1.80
3	CCoSp2		2.50	0.08	0	0	1	-1	1						2.58
4	2Lz+2T<<	<<	2.50	-1.05	-5	-5	-5	-5	-4						1.45
5	StSq1		1.80	-0.06	0	-2	0	-1	0						1.74
6	SSp2		1.60	0.11	1	1	0	-1	2						1.71
			11.30												10.38
Program Components				Factor											
Composition				1.07	3.50	3.25	3.75	3.25	4.00					3.50	
Presentation				1.07	3.50	3.00	4.00	3.25	3.75					3.50	
Skating Skills				1.07	3.50	3.00	4.25	3.25	3.50					3.42	
Judges Total Program Component Score (factored)													11.16		
Deductions:												0.00			

PARTNERS


JUDGES DETAILS PER SKATER
ADVANCED NOVICE WOMEN SHORT PROGRAM

Rank	Name	Nation	Starting Number	Total Segment Score	Total Element Score	Total Program Component Score (factored)		Total Deductions							
37	Blanka LIS	POL	43	21.33	10.55	10.78		0.00							
#	Executed Elements	Info	Base Value	GOE	J1	J2	J3	J4	J5	J6	J7	J8	J9	Ref.	Scores of Panel
1	1A		1.10	0.00	0	0	0	0	0						1.10
2	CCoSp2		2.50	0.00	0	0	0	0	0						2.50
3	2Fq	q	1.80	-0.36	-2	-2	-2	-2	-3						1.44
4	StSq1		1.80	-0.12	0	-1	-2	0	-1						1.68
5	SSp3		2.10	0.21	1	0	1	1	1						2.31
6	2Lz+2T<<	<<	2.50	-0.98	-4	-5	-5	-5	-4						1.52
			11.80												10.55
Program Components				Factor											
Composition				1.07	3.50	3.25	3.25	3.25	4.00					3.33	
Presentation				1.07	3.50	3.25	3.25	3.25	4.00					3.33	
Skating Skills				1.07	3.50	3.25	3.50	3.25	3.75					3.42	
Judges Total Program Component Score (factored)											10.78				
Deductions:								0.00							

Rank	Name	Nation	Starting Number	Total Segment Score	Total Element Score	Total Program Component Score (factored)		Total Deductions							
38	Julia KOLODZIEJ	POL	15	21.28	10.94	10.34		0.00							
#	Executed Elements	Info	Base Value	GOE	J1	J2	J3	J4	J5	J6	J7	J8	J9	Ref.	Scores of Panel
1	2Lz+2T<	F <	3.14	-1.05	-5	-5	-5	-5	-5						2.09
2	1A		1.10	0.00	0	0	0	0	0						1.10
3	CCoSp2		2.50	-0.25	-1	-1	-1	-2	0						2.25
4	StSq1		1.80	-0.24	0	-3	-2	-2	1						1.56
5	2Lo		1.70	0.00	0	0	0	0	0						1.70
6	SSp3		2.10	0.14	1	1	0	0	2						2.24
			12.34												10.94
Program Components				Factor											
Composition				1.07	3.50	2.75	3.00	3.25	3.75					3.25	
Presentation				1.07	3.50	2.75	2.75	3.00	3.50					3.08	
Skating Skills				1.07	3.50	2.75	3.25	3.25	3.50					3.33	
Judges Total Program Component Score (factored)											10.34				
Deductions:								0.00							

Rank	Name	Nation	Starting Number	Total Segment Score	Total Element Score	Total Program Component Score (factored)		Total Deductions							
39	Maryia LUKSHA	POL	10	21.19	9.25	11.94		0.00							
#	Executed Elements	Info	Base Value	GOE	J1	J2	J3	J4	J5	J6	J7	J8	J9	Ref.	Scores of Panel
1	3S<<	F <<	1.30	-0.65	-5	-5	-5	-5	-5						0.65
2	1A<<	<<	0.00	0.00	-	-	-	-	-						0.00
3	CCoSp3		3.00	-0.20	0	-1	0	-1	-2						2.80
4	2Lz+2T<	<	3.14	-0.91	-4	-4	-5	-5	-3						2.23
5	StSq1		1.80	0.12	1	1	0	0	1						1.92
6	LSp1		1.50	0.15	1	1	1	1	1						1.65
			10.74												9.25
Program Components				Factor											
Composition				1.07	3.75	3.75	3.75	3.75	3.50					3.75	
Presentation				1.07	3.75	3.50	4.00	3.50	3.50					3.58	
Skating Skills				1.07	3.50	4.00	4.25	4.00	3.25					3.83	
Judges Total Program Component Score (factored)											11.94				
Deductions:								0.00							

PARTNERS


JUDGES DETAILS PER SKATER
ADVANCED NOVICE WOMEN SHORT PROGRAM

Rank	Name	Nation	Starting Number	Total Segment Score	Total Element Score	Total Program Component Score (factored)		Total Deductions							
40	Alicja MICHALAK	POL	23	20.90	10.64	10.26		0.00							
#	Executed Elements	Info	Base Value	GOE	J1	J2	J3	J4	J5	J6	J7	J8	J9	Ref.	Scores of Panel
1	1A		1.10	0.00	0	0	0	0	0						1.10
2	StSq1		1.80	-0.18	0	-2	-1	-3	1						1.62
3	CCoSp2		2.50	0.00	0	0	0	0	0						2.50
4	2F+2T<	<	2.84	-0.42	-2	-2	-3	-2	-3						2.42
5	2Lz<	<	1.68	-0.78	-2	-5	-5	-5	-4						0.90
6	SSp3		2.10	0.00	0	0	0	0	-4						2.10
			12.02												10.64
Program Components				Factor											
Composition				1.07	3.25	3.00	3.00	3.25	4.25					3.17	
Presentation				1.07	3.25	2.75	3.00	3.25	4.00					3.17	
Skating Skills				1.07	3.00	2.75	3.50	3.25	4.25					3.25	
Judges Total Program Component Score (factored)											10.26				
Deductions:								0.00							

Rank	Name	Nation	Starting Number	Total Segment Score	Total Element Score	Total Program Component Score (factored)		Total Deductions							
41	Noemi JAKUBIEC	POL	17	20.78	9.98	10.80		0.00							
#	Executed Elements	Info	Base Value	GOE	J1	J2	J3	J4	J5	J6	J7	J8	J9	Ref.	Scores of Panel
1	2F+2T		3.10	0.00	0	0	0	0	0						3.10
2	1Lo*	*	0.00	0.00	-	-	-	-	-						0.00
3	CCoSp2V		1.88	0.00	1	0	0	-1	0						1.88
4	StSq1		1.80	0.00	0	0	0	0	1						1.80
5	1A		1.10	0.07	0	1	1	1	0						1.17
6	SSp3		2.10	-0.07	1	-1	0	0	-1						2.03
			9.98												9.98
Program Components				Factor											
Composition				1.07	3.50	3.25	3.50	3.75	3.00					3.42	
Presentation				1.07	3.75	3.00	3.25	3.25	3.25					3.25	
Skating Skills				1.07	3.50	3.25	3.50	3.50	3.00					3.42	
Judges Total Program Component Score (factored)											10.80				
Deductions:								0.00							

Rank	Name	Nation	Starting Number	Total Segment Score	Total Element Score	Total Program Component Score (factored)		Total Deductions							
42	Antonina KLESZCZ	POL	31	20.77	9.90	10.87		0.00							
#	Executed Elements	Info	Base Value	GOE	J1	J2	J3	J4	J5	J6	J7	J8	J9	Ref.	Scores of Panel
1	2Lz!<	!<	1.68	-0.50	-3	-3	-3	-3	-4						1.18
2	1A		1.10	0.00	0	0	0	0	0						1.10
3	SSp2		1.60	-0.16	0	-1	-1	-1	-2						1.44
4	2Lo<+2T<	< <	2.40	-0.54	-4	-4	-4	-4	-5						1.86
5	CCoSp3		3.00	-0.30	1	0	-2	-1	-2						2.70
6	StSq1		1.80	-0.18	1	0	-2	-2	-1						1.62
			11.58												9.90
Program Components				Factor											
Composition				1.07	3.75	3.25	3.50	3.00	3.75					3.50	
Presentation				1.07	3.75	3.25	3.50	3.25	3.25					3.33	
Skating Skills				1.07	3.50	3.25	3.50	3.25	3.25					3.33	
Judges Total Program Component Score (factored)											10.87				
Deductions:								0.00							

PARTNERS


JUDGES DETAILS PER SKATER
ADVANCED NOVICE WOMEN SHORT PROGRAM

Rank	Name	Nation	Starting Number	Total Segment Score	Total Element Score	Total Program Component Score (factored)		Total Deductions							
43	Hanna HEKSEL	POL	1	20.45	10.20	10.25		0.00							
#	Executed Elements	Info	Base Value	GOE	J1	J2	J3	J4	J5	J6	J7	J8	J9	Ref.	Scores of Panel
1	2Loq+2T<	q <	2.74	-0.68	-4	-4	-4	-4	-5						2.06
2	2F<<	<<	0.50	-0.17	-3	-3	-3	-4	-5						0.33
3	SSp3		2.10	0.21	1	1	1	1	0						2.31
4	StSq1		1.80	-0.30	-1	-2	-2	-1	-2						1.50
5	1A		1.10	0.00	0	0	0	0	0						1.10
6	CCoSp3		3.00	-0.10	1	0	0	-1	-3						2.90
			11.24												10.20
Program Components				Factor											
Composition				1.07	3.25	3.25	3.00	3.50	3.50					3.33	
Presentation				1.07	3.25	2.75	3.00	3.25	3.50					3.17	
Skating Skills				1.07	3.00	2.75	3.25	3.25	3.00					3.08	
Judges Total Program Component Score (factored)													10.25		
Deductions:												0.00			

Rank	Name	Nation	Starting Number	Total Segment Score	Total Element Score	Total Program Component Score (factored)		Total Deductions							
44	Mia Kjellmann SIMENSEN	NOR	6	20.32	9.26	11.06		0.00							
#	Executed Elements	Info	Base Value	GOE	J1	J2	J3	J4	J5	J6	J7	J8	J9	Ref.	Scores of Panel
1	2A<<	<<	1.10	-0.51	-5	-5	-5	-3	-4						0.59
2	2F<	<	1.44	-0.53	-3	-4	-4	-4	-3						0.91
3	CCoSp2		2.50	-0.25	-1	-1	0	-2	-1						2.25
4	StSq1	F	1.80	-0.90	-5	-5	-5	-5	-5						0.90
5	2Lz+2T<	<	3.14	-0.70	-2	-3	-3	-4	-4						2.44
6	SSp3		2.10	0.07	1	1	0	0	-1						2.17
			12.08												9.26
Program Components				Factor											
Composition				1.07	3.50	3.25	3.50	3.75	3.50					3.50	
Presentation				1.07	3.25	3.25	3.50	3.50	3.25					3.33	
Skating Skills				1.07	3.50	3.25	3.75	3.50	3.50					3.50	
Judges Total Program Component Score (factored)													11.06		
Deductions:												0.00			

Rank	Name	Nation	Starting Number	Total Segment Score	Total Element Score	Total Program Component Score (factored)		Total Deductions							
45	Zuzanna ZIENTEK	POL	32	19.87	9.61	10.26		0.00							
#	Executed Elements	Info	Base Value	GOE	J1	J2	J3	J4	J5	J6	J7	J8	J9	Ref.	Scores of Panel
1	1A		1.10	0.00	0	0	0	0	0						1.10
2	2S+2T<	<	2.34	-0.30	-2	-2	-2	-3	-4						2.04
3	2F<	<	1.44	-0.43	-2	-3	-3	-3	-3						1.01
4	SSp3		2.10	-0.14	0	-1	-1	-1	0						1.96
5	StSq1		1.80	-0.12	-1	0	-3	-1	0						1.68
6	CCoSp2V		1.88	-0.06	1	1	-1	-1	-1						1.82
			10.66												9.61
Program Components				Factor											
Composition				1.07	3.75	3.25	3.25	3.25	3.25					3.25	
Presentation				1.07	3.50	3.25	3.25	3.00	3.00					3.17	
Skating Skills				1.07	3.25	3.00	3.75	3.25	3.00					3.17	
Judges Total Program Component Score (factored)													10.26		
Deductions:												0.00			

PARTNERS


JUDGES DETAILS PER SKATER
ADVANCED NOVICE WOMEN SHORT PROGRAM

Rank	Name	Nation	Starting Number	Total Segment Score	Total Element Score	Total Program Component Score (factored)		Total Deductions							
46	Emilia STANEK	POL	45	19.66	9.76	9.90		0.00							
#	Executed Elements	Info	Base Value	GOE	J1	J2	J3	J4	J5	J6	J7	J8	J9	Ref.	Scores of Panel
1	2F+2T<<	F <<	2.20	-0.90	-5	-5	-5	-5	-5						1.30
2	1A		1.10	0.00	0	0	0	0	0						1.10
3	CCoSp3		3.00	-0.20	0	-2	-2	0	0						2.80
4	2Lz<	F <	1.68	-0.84	-5	-5	-5	-5	-5						0.84
5	StSq1		1.80	-0.18	0	-1	-3	-1	-1						1.62
6	SSp3		2.10	0.00	0	0	0	0	1						2.10
			11.88												9.76
Program Components				Factor											
Composition				1.07	3.25	3.00	3.00	3.00	4.00					3.08	
Presentation				1.07	3.25	3.00	3.00	2.75	4.25					3.08	
Skating Skills				1.07	3.00	3.00	3.25	3.00	3.75					3.08	
Judges Total Program Component Score (factored)													9.90		
Deductions:												0.00			

Rank	Name	Nation	Starting Number	Total Segment Score	Total Element Score	Total Program Component Score (factored)		Total Deductions							
47	Helene MATZKEIT	POL	8	19.16	9.26	9.90		0.00							
#	Executed Elements	Info	Base Value	GOE	J1	J2	J3	J4	J5	J6	J7	J8	J9	Ref.	Scores of Panel
1	1A<	<	0.88	-0.21	-2	-3	-2	-2	-3						0.67
2	SSp3		2.10	-0.07	1	0	0	-1	-1						2.03
3	2F+2Tq	q	3.10	-0.84	-5	-3	-5	-5	-4						2.26
4	CCoSp3		3.00	-0.20	0	0	-1	-1	-2						2.80
5	1Lze*	e *	0.00	0.00	-	-	-	-	-						0.00
6	StSq1		1.80	-0.30	0	-2	-3	-1	-2						1.50
			10.88												9.26
Program Components				Factor											
Composition				1.07	3.25	3.25	3.00	3.00	3.25					3.17	
Presentation				1.07	3.00	3.00	3.25	3.00	3.00					3.00	
Skating Skills				1.07	3.00	2.75	3.50	3.25	3.00					3.08	
Judges Total Program Component Score (factored)													9.90		
Deductions:												0.00			

Rank	Name	Nation	Starting Number	Total Segment Score	Total Element Score	Total Program Component Score (factored)		Total Deductions							
48	Michalina BUCZEK	POL	44	18.40	8.59	9.81		0.00							
#	Executed Elements	Info	Base Value	GOE	J1	J2	J3	J4	J5	J6	J7	J8	J9	Ref.	Scores of Panel
1	2S+2T<<	F <<	1.70	-0.56	-4	-5	-5	-4	-4						1.14
2	2Lze<<	F e <<	0.48	-0.24	-5	-5	-5	-5	-5						0.24
3	SSp3		2.10	0.07	1	0	0	1	-1						2.17
4	StSq1		1.80	-0.36	0	-2	-3	-1	-4						1.44
5	1A		1.10	0.00	0	0	0	0	0						1.10
6	CCoSp3		3.00	-0.50	0	-1	-2	-2	-2						2.50
			10.18												8.59
Program Components				Factor											
Composition				1.07	3.25	3.00	3.25	3.25	3.25					3.25	
Presentation				1.07	3.00	2.75	3.50	3.00	3.00					3.00	
Skating Skills				1.07	2.75	2.75	3.50	3.00	3.00					2.92	
Judges Total Program Component Score (factored)													9.81		
Deductions:												0.00			

PARTNERS


JUDGES DETAILS PER SKATER
ADVANCED NOVICE WOMEN SHORT PROGRAM

Rank	Name	Nation	Starting Number	Total Segment Score	Total Element Score	Total Program Component Score (factored)	Total Deductions								
49	Jagoda FIGUS	POL	13	16.62	8.78	7.84	0.00								
#	Executed Elements	Info	Base Value	GOE	J1	J2	J3	J4	J5	J6	J7	J8	J9	Ref.	Scores of Panel
1	SSp1		1.30	-0.09	0	-2	-1	-1	2						1.21
2	2F+2T		3.10	-0.18	-2	0	-1	-2	0						2.92
3	2Lz	F	2.10	-1.05	-5	-5	-5	-5	-5						1.05
4	1A		1.10	0.00	0	0	0	0	0						1.10
5	CCoSp1		2.00	-0.60	-3	-3	-4	-3	0						1.40
6	StSqB		1.50	-0.40	-2	-4	-5	-2	1						1.10
			11.10												8.78
Program Components				Factor											
	Composition			1.07	2.50	2.50	2.00	2.75	3.75						2.58
	Presentation			1.07	2.25	2.25	2.00	2.50	3.50						2.33
	Skating Skills			1.07	2.00	2.25	2.50	2.50	3.50						2.42
Judges Total Program Component Score (factored)				7.84											
Deductions:				0.00											

Legend:							
#	Sequence number	GOE	Grade of Execution	Jx	Judges (x=1-9)	Ref.	Referee
*	Invalid element	e	Wrong edge	<	Under-rotated jump	<<	Downgraded jump
!	Not clear edge	F	Fall	q	Jump landed on the quarter	b	Bonus Point for jump added to the element score

PARTNERS



RESULTS

ADVANCED NOVICE WOMEN FREE SKATING

Pl.	Name	Nation	Total Segment Score
1	Darya TIMOFEEVA	CZE	64.94
2	Ginevra Antonina VOLANTE	ITA	62.79
3	Scarlet ZMEKOVA	SVK	62.20
4	Zoe MOSCA BARBERIS	ITA	61.27
5	Jekaterina BRINSTER	GER	60.19
6	Emma FUKOVA	CZE	59.55
7	Katerina CERVENKOVA	CZE	57.86
8	Evelina BARSAMOVA	LAT	57.11
9	Lina MATEIKO	LAT	56.96
10	Marketa KOVARIKOVA	CZE	54.79
11	June SUY	BEL	54.61
12	Vilde Sparre BRUSTAD	NOR	53.57
13	Sofija BASINA	LAT	53.32
14	Anezka SKORPILOVA	CZE	53.11
15	Maryia LUKSHA	POL	53.02
16	Linnea HENRIKSEN	NOR	52.66
17	Martina PSURNA	CZE	52.40
18	Martina SANTIA	ITA	51.93
19	Nela MACHOVA	CZE	51.21
20	Marharyta CHACHYK	AUT	50.40
21	Rebecca LO CASCIO	ITA	49.96
22	Natalia ZUREK	POL	49.60
23	Kalina KRAKOWCZYK	POL	48.65
24	Julia SUBOCZ	POL	48.03
25	Klara JASIK	POL	47.91
26	Alexandra GUBEK	POL	47.72
27	Annabelle WASSAAS	NOR	47.53
28	Julia JARCO	POL	46.38
29	Marta PRZEBIERALA	POL	46.38
30	Anna ZIELINSKA	POL	45.77
31	Kalina POPOW	POL	43.50
32	Natalia WIATROSZAK	POL	43.31
33	Gabriela ZIELENIEWSKA	POL	42.82
34	Wiktoria BEDNAREK	POL	42.56
35	Sabina SOSNIOK	POL	42.40
36	Florence Pap HOLMEN	NOR	41.39
37	Blanka LIS	POL	40.71
38	Noemi JAKUBIEC	POL	40.58
39	Hanna SLUPIK	POL	40.35
40	Alicja MICHALAK	POL	39.66
41	Zuzanna ZIENTEK	POL	39.08
42	Julia KOŁODZIEJ	POL	38.69
43	Emilia STANEK	POL	38.17
44	Hanna HEKSEL	POL	37.92
45	Helene MATZKEIT	POL	37.51
46	Antonina KLESZCZ	POL	33.71
47	Jagoda FIGUS	POL	33.02
48	Mia Kjellmann SIMENSEN	NOR	28.18
49	Michalina BUCZEK	POL	27.45

PARTNERS



DIAMOND SPIN 2024

OCTOBER 15-20, 2024 – Katowice / POL



RESULTS

ADVANCED NOVICE WOMEN FREE SKATING

Ms. Anna SIEROCKA, ISU
Referee

Ms. Eva SZILAGYI, ISU
Technical Controller

PARTNERS



**PANEL OF JUDGES****ADVANCED NOVICE WOMEN FREE SKATING****Officials**

Technical Controller	Ms. Eva SZILAGYI	ISU
Technical Specialist	Ms. Ivetta LABERNY	ISU
Technical Specialist	Mr. Pawel CISOWSKI	ISU

Judges

Referee	Ms. Anna SIEROCKA	ISU
Judge No. 1	Ms. Anna SIEROCKA	POL
Judge No. 2	Mr. Tomas JANECKO	CZE
Judge No. 3	Ms. Jelena GALIMOVA	EST
Judge No. 4	Ms. Viktorya SACHKOVA	POL
Judge No. 5	Mr. Slobodan DELIC	SRB

Data/Replay Operator

Data Operator	Ms. Michaela MILCINSKA	ISU
Replay Operator	Mr. Bartosz LEWANDOWSKI	ISU

PARTNERS



JUDGES DETAILS PER SKATER

ADVANCED NOVICE WOMEN FREE SKATING

Rank	Name	Nation	Starting Number	Total Segment Score	Total Element Score	Total Program Component Score (factored)	Total Deductions									
1	Darya TIMOFEEVA	CZE	45	64.94	33.49	31.95	-0.50									
#	Executed Elements	Info	Base Value	GOE	J1	J2	J3	J4	J5	J6	J7	J8	J9	Bonus	Ref.	Scores of Panel
1	3Tb+2T	b	5.50	0.84	0	2	2	2	2					1.00		7.34
2	2A	F	3.30	-1.65	-5	-5	-5	-5	-5							1.65
3	3T		4.20	0.42	1	1	2	0	1							4.62
4	3Lo<	F <	3.92	-1.96	-5	-5	-5	-5	-5							1.96
5	FCSp3		2.80	0.28	1	2	1	1	0							3.08
6	ChSq1		3.00	1.00	2	2	2	2	0							4.00
7	2Ab+1Eu+2F	b	5.60	-0.22	-1	-1	0	-2	1					1.00		6.38
8	2F		1.80	0.06	0	0	1	1	0							1.86
9	CCoSp3		3.00	-0.40	0	-2	0	-2	-3							2.60
			33.12													33.49
Program Components				Factor												
Composition				2.13	5.00	4.75	5.25	4.50	5.75				5.00			
Presentation				2.13	4.75	4.75	5.25	4.50	5.25				4.92			
Skating Skills				2.13	5.00	5.00	5.50	4.75	5.25				5.08			
Judges Total Program Component Score (factored)													31.95			
Deductions:			Time violation	-0.50										-0.50		

Rank	Name	Nation	Starting Number	Total Segment Score	Total Element Score	Total Program Component Score (factored)	Total Deductions									
2	Ginevra Antonina VOLANTE	ITA	37	62.79	32.26	30.53	0.00									
#	Executed Elements	Info	Base Value	GOE	J1	J2	J3	J4	J5	J6	J7	J8	J9	Bonus	Ref.	Scores of Panel
1	3Tb	b	4.20	-0.28	-1	-1	-1	0	0					1.00		4.92
2	3S	F	4.30	-2.15	-5	-5	-5	-5	-5							2.15
3	CCoSp3		3.00	0.40	1	1	1	2	2							3.40
4	2Ab+2T	b	4.60	0.33	1	1	0	1	2					1.00		5.93
5	2A		3.30	0.33	1	1	0	1	1							3.63
6	FCSp2		2.30	0.08	0	1	0	1	-2							2.38
7	ChSq1		3.00	0.67	1	1	1	2	3							3.67
8	2F		1.80	0.18	0	1	1	1	2							1.98
9	2F+2T+1A+SEQ		4.20	0.00	0	0	0	0	-1							4.20
			30.70													32.26
Program Components				Factor												
Composition				2.13	5.00	4.50	4.75	4.75	6.50				4.83			
Presentation				2.13	4.75	4.75	5.00	4.75	6.50				4.83			
Skating Skills				2.13	4.75	4.25	4.75	4.50	5.50				4.67			
Judges Total Program Component Score (factored)													30.53			
Deductions:												0.00				

PARTNERS


JUDGES DETAILS PER SKATER
ADVANCED NOVICE WOMEN FREE SKATING

Rank	Name	Nation	Starting Number	Total Segment Score	Total Element Score	Total Program Component Score (factored)			Total Deductions							
3	Scarlet ZMEKOVA	SVK	48	62.20	30.95	31.25			0.00							
#	Executed Elements	Info	Base Value	GOE	J1	J2	J3	J4	J5	J6	J7	J8	J9	Bonus	Ref.	Scores of Panel
1	3Lzq	F q	5.90	-2.95	-5	-5	-5	-5	-5							2.95
2	2Lo		1.70	-0.06	0	-1	0	0	-1							1.64
3	3Sb+1Eu+2S		6.10	0.29	0	2	1	1	0					1.00		7.39
4	3T<	F <	3.36	-1.68	-5	-5	-5	-5	-5							1.68
5	FCSp3		2.80	0.09	1	1	0	0	0							2.89
6	3S<	<	3.44	-0.46	-2	0	-1	-1	-3							2.98
7	2Aqb+2T	q b	4.60	-0.55	-2	-1	-1	-2	-2					1.00		5.05
8	ChSq1		3.00	0.17	1	1	0	0	-3							3.17
9	CCoSp3		3.00	0.20	0	1	1	1	-2							3.20
			33.90													30.95
Program Components				Factor												
Composition				2.13	5.00	4.50	4.75	4.75	5.50					4.83		
Presentation				2.13	4.75	4.50	4.75	4.50	4.75					4.67		
Skating Skills				2.13	5.00	5.50	5.25	5.00	5.25					5.17		
Judges Total Program Component Score (factored)														31.25		
Deductions:															0.00	

Rank	Name	Nation	Starting Number	Total Segment Score	Total Element Score	Total Program Component Score (factored)			Total Deductions							
4	Zoe MOSCA BARBERIS	ITA	47	61.27	28.43	32.84			0.00							
#	Executed Elements	Info	Base Value	GOE	J1	J2	J3	J4	J5	J6	J7	J8	J9	Bonus	Ref.	Scores of Panel
1	3Sb	b	4.30	-1.72	-4	-3	-5	-4	-4					1.00		3.58
2	2Lze+2Lo+2T	e	4.68	-0.34	-2	-2	-2	-2	-2							4.34
3	2Ab	b	3.30	0.00	0	0	0	0	-1					1.00		4.30
4	3S<+REP	F <	2.41	-1.72	-5	-5	-5	-5	-5							0.69
5	ChSq1		3.00	0.67	-3	3	2	2	0							3.67
6	FCSp3		2.80	0.56	1	2	2	2	2							3.36
7	2F		1.80	0.00	0	0	1	0	0							1.80
8	2Lz!+2T	!	3.40	-0.21	-1	-1	-2	-1	-1							3.19
9	CCoSp3		3.00	0.50	1	2	2	2	1							3.50
			28.69													28.43
Program Components				Factor												
Composition				2.13	5.25	5.00	5.25	5.00	5.25					5.17		
Presentation				2.13	5.25	5.25	5.25	4.75	5.50					5.25		
Skating Skills				2.13	5.00	4.75	5.25	4.50	5.25					5.00		
Judges Total Program Component Score (factored)														32.84		
Deductions:															0.00	

PARTNERS


JUDGES DETAILS PER SKATER
ADVANCED NOVICE WOMEN FREE SKATING

Rank	Name	Nation	Starting Number	Total Segment Score	Total Element Score	Total Program Component Score (factored)			Total Deductions							
5	Jekaterina BRINSTER	GER	49	60.19	27.16	33.03			0.00							
#	Executed Elements	Info	Base Value	GOE	J1	J2	J3	J4	J5	J6	J7	J8	J9	Bonus	Ref.	Scores of Panel
1	3T<	<	3.36	-0.56	-2	-1	-1	-2	-3							2.80
2	3Sq b	q b	4.30	-0.86	-2	-2	-1	-2	-2					1.00		4.44
3	3Lo<+2T	<	5.22	-0.78	-2	-2	-1	-2	-3							4.44
4	3Sq+SEQ+2A<*	F q < *	4.30	-2.15	-5	-5	-5	-5	-5							2.15
5	3Lo<<	<<	1.70	-0.85	-5	-5	-5	-5	-5							0.85
6	FCS p 2		2.30	0.31	1	1	1	2	2							2.61
7	ChSq1		3.00	1.17	3	2	1	3	2							4.17
8	2Lz		2.10	0.00	0	0	0	0	1							2.10
9	CCoSp3		3.00	0.60	2	2	2	2	2							3.60
			29.28													27.16
Program Components				Factor												
Composition				2.13	5.25	4.75	5.25	5.00	5.75					5.17		
Presentation				2.13	5.25	4.75	5.50	4.75	5.50					5.17		
Skating Skills				2.13	5.25	4.75	5.50	4.75	5.50					5.17		
Judges Total Program Component Score (factored)														33.03		
Deductions:																0.00

Rank	Name	Nation	Starting Number	Total Segment Score	Total Element Score	Total Program Component Score (factored)			Total Deductions							
6	Emma FUKOVA	CZE	43	59.55	27.94	31.61			0.00							
#	Executed Elements	Info	Base Value	GOE	J1	J2	J3	J4	J5	J6	J7	J8	J9	Bonus	Ref.	Scores of Panel
1	2Ab+1A+2T+SEQ	b	5.70	0.22	0	1	2	1	0					1.00		6.92
2	3Lo<<	F <<	1.70	-0.85	-5	-5	-5	-5	-5							0.85
3	3S<	<	3.44	-1.38	-2	-4	-4	-4	-4							2.06
4	FCS p 3		2.80	-0.09	1	-1	0	0	-1							2.71
5	2A		3.30	0.22	0	0	2	2	0							3.52
6	2F		1.80	0.12	0	1	1	0	1							1.92
7	2F+2T		3.10	0.06	0	0	1	1	0							3.16
8	ChSq1		3.00	0.50	3	1	1	1	-1							3.50
9	CCoSp3		3.00	0.30	1	2	0	2	-2							3.30
			27.84													27.94
Program Components				Factor												
Composition				2.13	5.00	4.75	5.25	4.75	5.00					4.92		
Presentation				2.13	5.00	4.75	5.25	4.50	5.25					5.00		
Skating Skills				2.13	5.00	4.75	5.25	4.50	5.00					4.92		
Judges Total Program Component Score (factored)														31.61		
Deductions:																0.00

PARTNERS


JUDGES DETAILS PER SKATER
ADVANCED NOVICE WOMEN FREE SKATING

Rank	Name	Nation	Starting Number	Total Segment Score	Total Element Score	Total Program Component Score (factored)	Total Deductions										
7	Katerina CERVENKOVA	CZE	42	57.86	28.75	29.11	0.00										
#	Executed Elements	Info	Base Value	GOE	J1	J2	J3	J4	J5	J6	J7	J8	J9	Bonus	Ref.	Scores of Panel	
1	2Ab	b	3.30	-0.88	-3	-3	-2	-3	-2					1.00		3.42	
2	2Lo		1.70	0.00	0	1	0	0	0							1.70	
3	3S<+1A+1A+SEQ	<	5.64	-1.26	-2	-4	-5	-4	-3							4.38	
4	3Tqb	q b	4.20	-0.84	-2	-2	-2	-2	-3					1.00		4.36	
5	FCSp3		2.80	-0.09	0	-1	-1	0	2							2.71	
6	2Lz+2T		3.40	0.00	0	0	0	1	0							3.40	
7	ChSq1		3.00	0.50	2	1	1	0	1							3.50	
8	2F		1.80	0.18	0	1	1	1	1							1.98	
9	CCoSp3		3.00	0.30	1	1	0	2	1							3.30	
			28.84													28.75	
Program Components				Factor													
Composition				2.13	4.75	4.50	4.25	4.50	5.50							4.58	
Presentation				2.13	4.75	4.50	4.25	4.50	5.50							4.58	
Skating Skills				2.13	4.50	4.50	4.50	4.50	5.25							4.50	
Judges Total Program Component Score (factored)																	29.11
Deductions:																	0.00

Rank	Name	Nation	Starting Number	Total Segment Score	Total Element Score	Total Program Component Score (factored)	Total Deductions										
8	Evelina BARSAMOVA	LAT	39	57.11	26.75	30.36	0.00										
#	Executed Elements	Info	Base Value	GOE	J1	J2	J3	J4	J5	J6	J7	J8	J9	Bonus	Ref.	Scores of Panel	
1	2Ab+2T	b	4.60	0.00	0	0	0	0	1					1.00		5.60	
2	2A<	<	2.64	-1.14	-2	-5	-5	-5	-3							1.50	
3	2Lz+2T+2Lo		5.10	0.00	0	0	0	0	-1							5.10	
4	FCSp3		2.80	0.19	1	-1	1	2	0							2.99	
5	2F		1.80	0.12	1	0	1	0	1							1.92	
6	ChSq1		3.00	0.83	2	2	0	2	1							3.83	
7	2F		1.80	0.00	0	0	1	0	0							1.80	
8	CCoSp2		2.50	0.17	0	-1	1	1	1							2.67	
9	2S		1.30	0.04	1	0	0	1	0							1.34	
			25.54													26.75	
Program Components				Factor													
Composition				2.13	5.00	4.50	4.75	4.50	5.50							4.75	
Presentation				2.13	5.00	4.75	5.00	4.75	5.75							4.92	
Skating Skills				2.13	4.75	4.25	4.75	4.25	5.25							4.58	
Judges Total Program Component Score (factored)																	30.36
Deductions:																	0.00

PARTNERS


JUDGES DETAILS PER SKATER
ADVANCED NOVICE WOMEN FREE SKATING

Rank	Name	Nation	Starting Number	Total Segment Score	Total Element Score	Total Program Component Score (factored)	Total Deductions									
9	Lina MATEIKO	LAT	40	56.96	26.79	30.17	0.00									
#	Executed Elements	Info	Base Value	GOE	J1	J2	J3	J4	J5	J6	J7	J8	J9	Bonus	Ref.	Scores of Panel
1	2F		1.80	0.18	1	1	1	1	2							1.98
2	2Aq b	q b	3.30	-0.55	-2	-1	-1	-2	-2					1.00		3.75
3	2A<	<	2.64	-0.53	-2	-2	-1	-2	-3							2.11
4	FCSp2		2.30	0.08	1	0	0	1	-2							2.38
5	2Lz+2T+2Lo		5.10	0.00	0	1	0	0	0							5.10
6	2F<	<	1.44	-0.29	-2	-2	-2	-2	-3							1.15
7	2Lz+2Lo		3.80	-0.28	-1	-1	-1	-2	-2							3.52
8	ChSq1		3.00	0.50	3	1	1	1	0							3.50
9	CCoSp3		3.00	0.30	1	1	1	2	1							3.30
			26.38													26.79
Program Components				Factor												
Composition				2.13	5.25	4.50	4.75	4.75	5.00					4.83		
Presentation				2.13	5.25	4.75	4.50	4.50	5.00					4.75		
Skating Skills				2.13	5.00	4.50	4.50	4.25	4.75					4.58		
Judges Total Program Component Score (factored)													30.17			
Deductions:														0.00		

Rank	Name	Nation	Starting Number	Total Segment Score	Total Element Score	Total Program Component Score (factored)	Total Deductions									
10	Marketa KOVARIKOVA	CZE	34	54.79	26.38	28.41	0.00									
#	Executed Elements	Info	Base Value	GOE	J1	J2	J3	J4	J5	J6	J7	J8	J9	Bonus	Ref.	Scores of Panel
1	3S	F	4.30	-2.15	-5	-5	-5	-5	-5							2.15
2	2Ab+2A<+SEQ	F b <	5.94	-1.65	-5	-5	-5	-5	-5					1.00		5.29
3	3Sb+2T	b	5.60	-0.14	0	0	0	-1	-2					1.00		6.46
4	FCSp1		1.90	-0.13	0	0	0	-2	-2							1.77
5	2Lz		2.10	0.14	0	1	2	1	-1							2.24
6	2Lo		1.70	-0.23	-1	-1	0	-2	-2							1.47
7	ChSq1		3.00	-0.17	1	0	0	-1	-2							2.83
8	2Lz		2.10	0.14	0	1	1	1	0							2.24
9	CCoSp1		2.00	-0.07	0	0	0	-1	-2							1.93
			28.64													26.38
Program Components				Factor												
Composition				2.13	4.50	4.25	4.50	4.50	5.25					4.50		
Presentation				2.13	4.25	4.50	4.50	4.00	4.75					4.42		
Skating Skills				2.13	4.25	4.25	5.00	4.25	4.75					4.42		
Judges Total Program Component Score (factored)													28.41			
Deductions:														0.00		

PARTNERS


JUDGES DETAILS PER SKATER
ADVANCED NOVICE WOMEN FREE SKATING

Rank	Name	Nation	Starting Number	Total Segment Score	Total Element Score	Total Program Component Score (factored)				Total Deductions					
11	June SUY	BEL	36	54.61	24.78	29.83				0.00					
#	Executed Elements	Info	Base Value	GOE	J1	J2	J3	J4	J5	J6	J7	J8	J9	Ref.	Scores of Panel
1	2A<	<	2.64	-0.53	-2	-2	-2	0	-3						2.11
2	2Lz		2.10	-0.21	-1	0	-1	-1	-2						1.89
3	2F+2T+2Loq	q	4.80	-0.36	-2	-2	-3	-2	-2						4.44
4	CCoSp3		3.00	0.50	2	2	1	2	0						3.50
5	2A<	<	2.64	-0.62	-2	-2	-3	-2	-3						2.02
6	2Fq+2T	q	3.10	-0.48	-2	-3	-3	-3	-2						2.62
7	2Lo		1.70	0.00	0	0	1	0	0						1.70
8	ChSq1		3.00	0.33	1	0	1	0	1						3.33
9	FCSp3		2.80	0.37	1	1	1	2	2						3.17
			25.78												24.78
Program Components				Factor											
Composition				2.13	4.75	4.25	5.00	4.50	5.75					4.75	
Presentation				2.13	4.50	4.50	5.00	4.25	5.25					4.67	
Skating Skills				2.13	4.50	4.25	5.00	4.25	5.25					4.58	
Judges Total Program Component Score (factored)											29.83				
Deductions:											0.00				

Rank	Name	Nation	Starting Number	Total Segment Score	Total Element Score	Total Program Component Score (factored)				Total Deductions					
12	Vilde Sparre BRUSTAD	NOR	41	53.57	24.27	29.30				0.00					
#	Executed Elements	Info	Base Value	GOE	J1	J2	J3	J4	J5	J6	J7	J8	J9	Ref.	Scores of Panel
1	2A<	<	2.64	-0.70	-2	-3	-1	-3	-3						1.94
2	2A<	F <	2.64	-1.32	-5	-5	-5	-5	-5						1.32
3	2Lz+2T+2T		4.70	0.00	0	0	0	0	0						4.70
4	FCSp2		2.30	0.31	1	2	1	2	0						2.61
5	ChSq1		3.00	0.50	2	0	0	2	1						3.50
6	2F		1.80	0.06	0	0	0	1	2						1.86
7	2F+2Lo		3.50	0.00	0	0	0	-1	0						3.50
8	2Lz		2.10	0.07	0	0	0	1	1						2.17
9	CCoSp2		2.50	0.17	1	1	0	1	0						2.67
			25.18												24.27
Program Components				Factor											
Composition				2.13	4.75	4.25	4.75	4.50	5.00					4.67	
Presentation				2.13	4.75	4.25	4.75	4.25	5.25					4.58	
Skating Skills				2.13	4.75	4.25	4.50	4.25	4.75					4.50	
Judges Total Program Component Score (factored)											29.30				
Deductions:											0.00				

PARTNERS


JUDGES DETAILS PER SKATER
ADVANCED NOVICE WOMEN FREE SKATING

Rank	Name	Nation	Starting Number	Total Segment Score	Total Element Score	Total Program Component Score (factored)			Total Deductions							
13	Sofija BASINA	LAT	38	53.32	24.56	28.76			0.00							
#	Executed Elements	Info	Base Value	GOE	J1	J2	J3	J4	J5	J6	J7	J8	J9	Bonus	Ref.	Scores of Panel
1	3SqB+2T+2Lo	qjb	7.30	-0.86	-2	-2	-2	-2	-3					1.00		7.44
2	1A		1.10	0.07	0	0	1	1	1							1.17
3	2F		1.80	0.18	1	1	0	1	1							1.98
4	FCSp2		2.30	-0.23	0	-1	-2	0	-2							2.07
5	S	F	0.00	0.00	-	-	-	-	-							0.00
6	2F+2T		3.10	0.00	0	0	0	0	0							3.10
7	ChSq1		3.00	0.50	3	1	1	1	-1							3.50
8	2Lz		2.10	0.00	0	0	0	1	0							2.10
9	CCoSp3		3.00	0.20	1	1	-1	0	1							3.20
			23.70													24.56
Program Components				Factor												
Composition				2.13	5.25	4.50	4.50	4.50	4.75						4.58	
Presentation				2.13	5.00	4.50	4.50	4.50	4.50						4.50	
Skating Skills				2.13	5.00	4.25	4.50	4.25	4.50						4.42	
Judges Total Program Component Score (factored)															28.76	
Deductions:																0.00
Costume/Prop violation				(1 of 5)												

Rank	Name	Nation	Starting Number	Total Segment Score	Total Element Score	Total Program Component Score (factored)			Total Deductions							
14	Anezka SKORPILOVA	CZE	25	53.11	26.13	26.98			0.00							
#	Executed Elements	Info	Base Value	GOE	J1	J2	J3	J4	J5	J6	J7	J8	J9	Bonus	Ref.	Scores of Panel
1	2Ab	b	3.30	0.00	0	0	0	-1	0					1.00		4.30
2	3Sb	b	4.30	-1.58	-4	-3	-4	-3	-4					1.00		3.72
3	3S+2T<<	<<	4.70	-2.15	-5	-5	-5	-5	-5							2.55
4	FCSp1		1.90	0.00	1	0	-1	1	-2							1.90
5	2Lo+2T+1A+SEQ		4.10	0.00	0	0	0	0	-2							4.10
6	2F		1.80	-0.18	-1	-1	-1	0	-1							1.62
7	2Lz		2.10	0.00	0	-1	0	0	0							2.10
8	ChSq1		3.00	0.17	2	1	0	0	-1							3.17
9	CCoSp2		2.50	0.17	1	1	0	1	0							2.67
			27.70													26.13
Program Components				Factor												
Composition				2.13	4.75	4.00	4.25	4.00	4.75						4.33	
Presentation				2.13	4.75	4.00	4.25	3.75	4.25						4.17	
Skating Skills				2.13	4.50	4.00	4.25	4.00	4.25						4.17	
Judges Total Program Component Score (factored)															26.98	
Deductions:																0.00

PARTNERS


JUDGES DETAILS PER SKATER
ADVANCED NOVICE WOMEN FREE SKATING

Rank	Name	Nation	Starting Number	Total Segment Score	Total Element Score	Total Program Component Score (factored)			Total Deductions							
15	Maryia LUKSHA	POL	11	53.02	26.38	26.64			0.00							
#	Executed Elements	Info	Base Value	GOE	J1	J2	J3	J4	J5	J6	J7	J8	J9	Bonus	Ref.	Scores of Panel
1	2A	F	3.30	-1.65	-5	-5	-5	-5	-5							1.65
2	2Ab+2T	b	4.60	0.22	1	0	1	0	1					1.00		5.82
3	FCSp2		2.30	0.31	2	2	1	1	1							2.61
4	2F+2T+1A+SEQ		4.20	0.00	0	0	0	0	-1							4.20
5	CCoSp3		3.00	0.30	1	2	-1	1	1							3.30
6	2Lz		2.10	-0.70	-2	-3	-4	-3	-4							1.40
7	ChSq1		3.00	0.50	2	1	0	0	2							3.50
8	2F		1.80	0.00	0	0	0	0	0							1.80
9	2Lz		2.10	0.00	0	0	0	0	0							2.10
			26.40													26.38
Program Components				Factor												
Composition				2.13	4.25	4.00	4.25	4.00	4.50					4.17		
Presentation				2.13	4.25	4.00	4.25	3.75	4.25					4.17		
Skating Skills				2.13	4.25	4.25	4.25	4.00	4.00					4.17		
Judges Total Program Component Score (factored)														26.64		
Deductions:															0.00	

Rank	Name	Nation	Starting Number	Total Segment Score	Total Element Score	Total Program Component Score (factored)			Total Deductions						
16	Linnea HENRIKSEN	NOR	44	52.66	22.30	30.36			0.00						
#	Executed Elements	Info	Base Value	GOE	J1	J2	J3	J4	J5	J6	J7	J8	J9	Ref.	Scores of Panel
1	2A	F	3.30	-1.65	-5	-5	-5	-5	-5						1.65
2	2F+2T+1A+SEQ		4.20	-0.12	0	-1	0	-1	-1						4.08
3	FCSp2		2.30	0.00	0	0	1	0	-2						2.30
4	1A		1.10	-0.33	-4	-2	-3	-3	-3						0.77
5	2Lz!	!	2.10	-0.21	-1	0	-1	-1	-1						1.89
6	ChSq1		3.00	0.83	2	2	1	1	2						3.83
7	2Lz!	!	2.10	-0.42	-2	-3	-1	-3	-1						1.68
8	2F+2T		3.10	0.00	0	0	0	0	0						3.10
9	CCoSp3		3.00	0.00	1	-1	-1	0	1						3.00
			24.20												22.30
Program Components				Factor											
Composition				2.13	4.75	4.50	4.75	4.75	5.50					4.75	
Presentation				2.13	4.75	4.75	4.75	4.25	5.50					4.75	
Skating Skills				2.13	4.50	4.50	5.00	4.75	5.00					4.75	
Judges Total Program Component Score (factored)														30.36	
Deductions:															0.00

PARTNERS


JUDGES DETAILS PER SKATER
ADVANCED NOVICE WOMEN FREE SKATING

Rank	Name	Nation	Starting Number	Total Segment Score	Total Element Score	Total Program Component Score (factored)			Total Deductions							
17	Martina PSURNA	CZE	19	52.40	25.27	27.13			0.00							
#	Executed Elements	Info	Base Value	GOE	J1	J2	J3	J4	J5	J6	J7	J8	J9	Bonus	Ref.	Scores of Panel
1	3S	F	4.30	-2.15	-5	-5	-5	-5	-5							2.15
2	3Tb	b	4.20	0.42	1	1	1	1	1					1.00		5.62
3	2Lo		1.70	0.00	0	0	0	0	0							1.70
4	2Ab+A+1A+SEQ	b	4.40	-0.99	-3	-3	0	-3	-3					1.00		4.41
5	FCSpB	F	1.60	-0.80	-5	-5	-5	-5	-5							0.80
6	ChSq1		3.00	0.50	1	1	-1	1	2							3.50
7	2F+2T		3.10	-0.18	-1	-1	-1	-1	-2							2.92
8	2Lz		2.10	0.00	0	0	0	0	-1							2.10
9	CCoSp2V		1.88	0.19	0	0	1	2	2							2.07
			26.28													25.27
Program Components				Factor												
Composition				2.13	4.50	4.25	4.00	4.25	5.50							4.33
Presentation				2.13	4.25	4.00	3.75	4.00	4.75							4.08
Skating Skills				2.13	4.25	4.25	4.25	4.50	5.00							4.33
Judges Total Program Component Score (factored)																27.13
Deductions:																0.00

Rank	Name	Nation	Starting Number	Total Segment Score	Total Element Score	Total Program Component Score (factored)			Total Deductions							
18	Martina SANTIA	ITA	30	51.93	23.70	28.23			0.00							
#	Executed Elements	Info	Base Value	GOE	J1	J2	J3	J4	J5	J6	J7	J8	J9	Ref.	Scores of Panel	
1	3S<<	F <<	1.30	-0.65	-5	-5	-5	-5	-5						0.65	
2	3S<+2A<+SEQ	<<<	6.08	-1.38	-4	-4	-4	-4	-5						4.70	
3	3Lo<<	F <<	1.70	-0.85	-5	-5	-5	-5	-5						0.85	
4	2A<	<	2.64	-0.62	-2	-2	-3	-2	-3						2.02	
5	2F+2Lo+2Lo		5.20	-0.12	0	-1	0	-1	-2						5.08	
6	FCCSp2V		1.73	-0.06	0	0	-1	0	-3						1.67	
7	2F		1.80	0.18	1	1	1	1	2						1.98	
8	ChSq1		3.00	1.00	2	2	1	2	2						4.00	
9	CCoSp2		2.50	0.25	1	2	0	1	1						2.75	
			25.95													23.70
Program Components				Factor												
Composition				2.13	4.50	4.25	4.25	4.50	5.25							4.42
Presentation				2.13	4.50	4.50	4.25	4.00	5.00							4.42
Skating Skills				2.13	4.50	4.00	4.50	4.25	4.50							4.42
Judges Total Program Component Score (factored)																28.23
Deductions:																0.00

PARTNERS


JUDGES DETAILS PER SKATER
ADVANCED NOVICE WOMEN FREE SKATING

Rank	Name	Nation	Starting Number	Total Segment Score	Total Element Score	Total Program Component Score (factored)			Total Deductions							
19	Nela MACHOVA	CZE	46	51.21	22.81	28.40			0.00							
#	Executed Elements	Info	Base Value	GOE	J1	J2	J3	J4	J5	J6	J7	J8	J9	Bonus	Ref.	Scores of Panel
1	3Tb	b	4.20	-1.12	-3	-3	-2	-3	-2					1.00		4.08
2	3S<<	<<	1.30	-0.65	-5	-5	-5	-5	-5							0.65
3	3T+REP	F	2.94	-2.10	-5	-5	-5	-5	-5							0.84
4	FCCSp3		2.80	0.19	1	1	0	1	0							2.99
5	2Ab+1T	b	3.70	-0.66	-1	-1	-3	-2	-4					1.00		4.04
6	CCoSp3		3.00	0.30	1	1	1	-2	2							3.30
7	ChSq1		3.00	0.50	2	1	1	1	0							3.50
8	2Lz		2.10	-1.05	-4	-5	-5	-5	-5							1.05
9	2F+1A+SEQ		2.90	-0.54	-3	-3	-2	-3	-3							2.36
			25.94													22.81
Program Components				Factor												
Composition				2.13	4.75	4.50	4.50	4.50	5.00					4.58		
Presentation				2.13	4.50	4.25	4.25	4.00	4.25					4.25		
Skating Skills				2.13	4.50	4.50	4.50	4.50	4.75					4.50		
Judges Total Program Component Score (factored)														28.40		
Deductions:															0.00	

Rank	Name	Nation	Starting Number	Total Segment Score	Total Element Score	Total Program Component Score (factored)			Total Deductions							
20	Marharyta CHACHYK	AUT	32	50.40	22.18	28.22			0.00							
#	Executed Elements	Info	Base Value	GOE	J1	J2	J3	J4	J5	J6	J7	J8	J9	Ref.	Scores of Panel	
1	2Lz		2.10	0.28	1	0	1	2	2						2.38	
2	1A	F	1.10	-0.55	-5	-5	-5	-5	-5						0.55	
3	2S		1.30	0.09	1	0	1	1	0						1.39	
4	2F+2Lo<	<	3.16	-0.36	-2	-2	-1	-2	-3						2.80	
5	FCSp3		2.80	0.28	2	1	0	2	0						3.08	
6	2Lz+2T<+1A+SEQ	<	4.24	-0.49	-2	-3	-2	-2	-3						3.75	
7	ChSq1		3.00	0.50	1	1	1	1	0						3.50	
8	2F		1.80	0.18	1	1	1	1	0						1.98	
9	CCoSp2		2.50	0.25	1	1	1	1	1						2.75	
			22.00													22.18
Program Components				Factor												
Composition				2.13	4.50	4.00	4.50	4.50	5.25					4.50		
Presentation				2.13	4.50	4.00	4.50	4.25	5.25					4.42		
Skating Skills				2.13	4.50	4.00	4.50	4.00	5.00					4.33		
Judges Total Program Component Score (factored)														28.22		
Deductions:															0.00	

PARTNERS


JUDGES DETAILS PER SKATER
ADVANCED NOVICE WOMEN FREE SKATING

Rank	Name	Nation	Starting Number	Total Segment Score	Total Element Score	Total Program Component Score (factored)				Total Deductions					
21	Rebecca LO CASCIO	ITA	31	49.96	20.63	29.83				-0.50					
#	Executed Elements	Info	Base Value	GOE	J1	J2	J3	J4	J5	J6	J7	J8	J9	Ref.	Scores of Panel
1	3Lo<<+2T	<<	3.00	-0.57	-3	-3	-4	-3	-4						2.43
2	2A<<	<<	1.10	-0.44	-4	-5	-4	-4	-4						0.66
3	FCCSp2		2.30	0.00	1	0	-1	0	0						2.30
4	3S<<	<<	1.30	-0.48	-3	-4	-4	-3	-4						0.82
5	1A		1.10	-0.37	-4	-3	-2	-3	-5						0.73
6	2F+2T+1A+SEQ		4.20	0.18	1	1	1	1	-2						4.38
7	2F		1.80	0.18	1	1	1	1	0						1.98
8	CCoSp3		3.00	0.50	2	1	2	2	1						3.50
9	ChSq1		3.00	0.83	3	2	1	1	2						3.83
			20.80												20.63
Program Components				Factor											
Composition				2.13	4.75	4.50	4.50	4.25	6.00					4.58	
Presentation				2.13	5.00	4.50	4.75	4.25	6.00					4.75	
Skating Skills				2.13	4.75	4.25	5.00	4.25	5.25					4.67	
Judges Total Program Component Score (factored)											29.83				
Deductions:			Time violation	-0.50											-0.50

Rank	Name	Nation	Starting Number	Total Segment Score	Total Element Score	Total Program Component Score (factored)				Total Deductions					
22	Natalia ZUREK	POL	18	49.60	23.15	26.45				0.00					
#	Executed Elements	Info	Base Value	GOE	J1	J2	J3	J4	J5	J6	J7	J8	J9	Ref.	Scores of Panel
1	2Lo+2Lo		3.40	0.00	0	0	1	-1	0						3.40
2	2F+1A+1A+SEQ		4.00	0.18	1	1	1	1	1						4.18
3	2Lz		2.10	-0.07	0	-1	-1	0	0						2.03
4	FCSp2		2.30	-0.15	0	-1	-1	-1	0						2.15
5	ChSq1		3.00	0.50	3	0	1	1	1						3.50
6	2S		1.30	0.09	1	0	1	1	0						1.39
7	2Lzq	q	2.10	-0.70	-3	-4	-4	-3	-2						1.40
8	2F		1.80	0.00	0	0	1	0	0						1.80
9	CCoSp3		3.00	0.30	2	1	1	1	1						3.30
			23.00												23.15
Program Components				Factor											
Composition				2.13	4.00	3.75	4.50	4.00	4.75					4.17	
Presentation				2.13	4.25	3.75	4.50	3.75	4.75					4.17	
Skating Skills				2.13	4.00	3.50	4.75	3.75	4.50					4.08	
Judges Total Program Component Score (factored)											26.45				
Deductions:													0.00		

PARTNERS


JUDGES DETAILS PER SKATER
ADVANCED NOVICE WOMEN FREE SKATING

Rank	Name	Nation	Starting Number	Total Segment Score	Total Element Score	Total Program Component Score (factored)				Total Deductions					
23	Kalina KRAKOWCZYK	POL	26	48.65	22.75	25.90				0.00					
#	Executed Elements	Info	Base Value	GOE	J1	J2	J3	J4	J5	J6	J7	J8	J9	Ref.	Scores of Panel
1	2A<<	<<	1.10	-0.44	-4	-5	-4	-4	-4						0.66
2	2Lz		2.10	0.21	1	1	1	1	0						2.31
3	2Lz+2T+2T	!	4.70	-0.21	-1	-1	-1	-1	-1						4.49
4	FCSp3		2.80	0.37	2	0	0	2	2						3.17
5	ChSq1		3.00	0.33	1	1	0	0	1						3.33
6	2F		1.80	0.00	0	0	0	1	0						1.80
7	2Lo		1.70	0.11	1	-5	0	1	1						1.81
8	2F+2Lo	F	3.50	-0.90	-5	-5	-5	-5	-5						2.60
9	CCoSp2		2.50	0.08	2	0	-1	1	0						2.58
			23.20											22.75	
Program Components				Factor											
Composition				2.13	4.25	3.75	4.00	4.00	5.50					4.08	
Presentation				2.13	4.25	4.00	4.00	3.75	5.50					4.08	
Skating Skills				2.13	4.00	3.75	4.25	3.75	5.00					4.00	
Judges Total Program Component Score (factored)											25.90				
Deductions:											0.00				

Rank	Name	Nation	Starting Number	Total Segment Score	Total Element Score	Total Program Component Score (factored)				Total Deductions					
24	Julia SUBOCZ	POL	33	48.03	21.22	26.81				0.00					
#	Executed Elements	Info	Base Value	GOE	J1	J2	J3	J4	J5	J6	J7	J8	J9	Ref.	Scores of Panel
1	2Lzq+2T	q	3.40	-0.42	-2	-2	-2	-2	-2						2.98
2	2Lz<	<	1.68	-0.34	-2	-2	-2	-2	-3						1.34
3	2Fq+2T+2Lo	q	4.80	-0.36	-2	-2	-2	-3	-1						4.44
4	CCoSp2		2.50	0.25	1	1	1	1	1						2.75
5	2Lo<	<	1.36	-0.54	-4	-5	-4	-4	-4						0.82
6	1A		1.10	0.00	0	0	0	1	0						1.10
7	2F		1.80	0.00	0	0	0	0	0						1.80
8	ChSq1		3.00	0.00	2	1	-2	-1	0						3.00
9	FCSp3		2.80	0.19	1	1	-1	0	1						2.99
			22.44											21.22	
Program Components				Factor											
Composition				2.13	4.25	4.00	4.25	4.25	5.50					4.25	
Presentation				2.13	4.25	4.00	4.25	4.00	5.25					4.17	
Skating Skills				2.13	4.00	4.25	4.25	4.00	5.50					4.17	
Judges Total Program Component Score (factored)											26.81				
Deductions:											0.00				

PARTNERS


JUDGES DETAILS PER SKATER
ADVANCED NOVICE WOMEN FREE SKATING

Rank	Name	Nation	Starting Number	Total Segment Score	Total Element Score	Total Program Component Score (factored)				Total Deductions					
25	Klara JASIK	POL	35	47.91	20.25	27.66				0.00					
#	Executed Elements	Info	Base Value	GOE	J1	J2	J3	J4	J5	J6	J7	J8	J9	Ref.	Scores of Panel
1	2Lo+2T+1A+SEQ		4.10	0.06	0	0	0	1	1						4.16
2	2Lz<+2T	<	2.98	-0.34	-2	-2	-2	-2	-3						2.64
3	2F		1.80	0.00	0	0	0	0	0						1.80
4	2Lo		1.70	0.00	0	0	0	1	0						1.70
5	2Lz<	<	1.68	-0.34	-2	-2	-2	-2	-3						1.34
6	FCSp1		1.90	0.06	1	0	0	1	-2						1.96
7	2F<	<	1.44	-0.29	0	-2	-2	-2	-3						1.15
8	ChSq1		3.00	-0.17	1	0	0	-1	-2						2.83
9	CCoSp2		2.50	0.17	1	1	0	1	-1						2.67
			21.10											20.25	
Program Components				Factor											
Composition				2.13	4.50	4.00	4.50	4.00	5.50					4.33	
Presentation				2.13	4.75	4.00	4.25	4.00	4.75					4.33	
Skating Skills				2.13	4.50	4.00	4.50	3.75	4.75					4.33	
Judges Total Program Component Score (factored)											27.66				
Deductions:										0.00					

Rank	Name	Nation	Starting Number	Total Segment Score	Total Element Score	Total Program Component Score (factored)				Total Deductions					
26	Alexandra GUBEK	POL	22	47.72	22.86	24.86				0.00					
#	Executed Elements	Info	Base Value	GOE	J1	J2	J3	J4	J5	J6	J7	J8	J9	Ref.	Scores of Panel
1	2F+2Lo+1A+SEQ		4.60	-0.06	0	0	0	-1	-2						4.54
2	2Lz+2Tq	q	3.40	-0.42	-2	-2	-2	-2	-2						2.98
3	1A		1.10	0.00	0	0	0	0	0						1.10
4	2Lz		2.10	0.00	0	0	0	0	0						2.10
5	FCSp3		2.80	-0.09	1	-1	-1	1	-2						2.71
6	2F		1.80	0.00	0	0	0	0	0						1.80
7	2Lo		1.70	0.00	-1	0	0	0	0						1.70
8	ChSq1		3.00	-0.17	0	0	-3	0	-1						2.83
9	CCoSp3		3.00	0.10	1	0	0	1	0						3.10
			23.50											22.86	
Program Components				Factor											
Composition				2.13	4.00	3.75	3.50	3.75	5.00					3.83	
Presentation				2.13	4.25	4.00	3.50	3.50	4.75					3.92	
Skating Skills				2.13	4.00	3.75	4.00	3.75	4.50					3.92	
Judges Total Program Component Score (factored)											24.86				
Deductions:										0.00					

PARTNERS


JUDGES DETAILS PER SKATER
ADVANCED NOVICE WOMEN FREE SKATING

Rank	Name	Nation	Starting Number	Total Segment Score	Total Element Score	Total Program Component Score (factored)			Total Deductions							
27	Annabelle WASSAAS	NOR	29	47.53	21.63	25.90			0.00							
#	Executed Elements	Info	Base Value	GOE	J1	J2	J3	J4	J5	J6	J7	J8	J9	Bonus	Ref.	Scores of Panel
1	2Lz+2Lo+1A+SEQ		4.90	0.00	0	0	0	0	0							4.90
2	2A	F	3.30	-1.65	-5	-5	-5	-5	-5							1.65
3	CCoSp2		2.50	0.42	2	2	1	2	1							2.92
4	2Aqb	q b	3.30	-1.54	-4	-5	-5	-5	-2					1.00		2.76
5	2F+2T	F	3.10	-0.90	-5	-5	-5	-5	-5							2.20
6	ChSq1		3.00	0.17	2	0	0	1	-1							3.17
7	2Lz	F	2.10	-1.05	-5	-5	-5	-5	-5							1.05
8	2Lo		1.70	0.00	0	0	0	0	0							1.70
9	FCSpB		1.60	-0.32	0	-2	-2	-2	-2							1.28
			25.50													21.63
Program Components				Factor												
Composition				2.13	4.50	3.75	4.00	4.25	5.00					4.25		
Presentation				2.13	4.50	3.75	3.75	3.50	4.00					3.83		
Skating Skills				2.13	4.25	3.75	4.00	4.00	4.25					4.08		
Judges Total Program Component Score (factored)														25.90		
Deductions:															0.00	

Rank	Name	Nation	Starting Number	Total Segment Score	Total Element Score	Total Program Component Score (factored)			Total Deductions							
28	Julia JARCO	POL	20	46.38	20.29	26.09			0.00							
#	Executed Elements	Info	Base Value	GOE	J1	J2	J3	J4	J5	J6	J7	J8	J9	Ref.	Scores of Panel	
1	1A		1.10	-0.11	-1	-1	-1	-1	-2						0.99	
2	2Lz+2T+2Lo<	F <	4.76	-1.05	-5	-5	-5	-5	-5						3.71	
3	2F		1.80	0.12	1	1	0	1	-1						1.92	
4	FCSp3		2.80	0.28	1	1	1	1	1						3.08	
5	2Lo+2T		3.00	0.00	0	0	0	0	0						3.00	
6	2Lz		2.10	0.21	1	1	1	1	0						2.31	
7	2F		1.80	0.18	1	1	1	2	0						1.98	
8	ChSq1	F	3.00	-2.50	-4	-5	-5	-5	-5						0.50	
9	CCoSp3		3.00	-0.20	0	-1	-1	0	-1						2.80	
			23.36													20.29
Program Components				Factor												
Composition				2.13	4.00	4.00	4.25	3.75	5.00					4.08		
Presentation				2.13	4.00	3.75	4.25	3.50	4.50					4.00		
Skating Skills				2.13	4.25	4.00	4.25	3.75	4.25					4.17		
Judges Total Program Component Score (factored)														26.09		
Deductions:															0.00	

PARTNERS


JUDGES DETAILS PER SKATER
ADVANCED NOVICE WOMEN FREE SKATING

Rank	Name	Nation	Starting Number	Total Segment Score	Total Element Score	Total Program Component Score (factored)				Total Deductions					
29	Marta PRZEBIERALA	POL	16	46.38	22.05	24.33				0.00					
#	Executed Elements	Info	Base Value	GOE	J1	J2	J3	J4	J5	J6	J7	J8	J9	Ref.	Scores of Panel
1	2Lz+1A+1A+SEQ		4.30	-0.14	0	-2	-1	0	-1						4.16
2	2F		1.80	-0.24	0	-2	-1	-1	-2						1.56
3	2Lz!	!	2.10	-0.21	-1	-1	-1	-1	-1						1.89
4	FCCSp2		2.30	-0.08	1	-1	0	0	-2						2.22
5	2T+2T		2.60	-0.13	-1	-1	0	-1	-2						2.47
6	ChSq1		3.00	0.17	1	0	0	1	0						3.17
7	2S		1.30	0.00	0	0	0	0	0						1.30
8	2F		1.80	0.18	1	0	1	1	1						1.98
9	CCoSp3		3.00	0.30	1	1	1	1	-1						3.30
			22.20											22.05	
Program Components				Factor											
Composition				2.13	4.00	3.50	3.75	3.50	4.25					3.75	
Presentation				2.13	3.75	3.50	4.00	3.50	4.25					3.75	
Skating Skills				2.13	4.00	3.50	4.00	3.75	4.00					3.92	
Judges Total Program Component Score (factored)											24.33				
Deductions:										0.00					

Rank	Name	Nation	Starting Number	Total Segment Score	Total Element Score	Total Program Component Score (factored)				Total Deductions					
30	Anna ZIELINSKA	POL	27	45.77	19.68	26.09				0.00					
#	Executed Elements	Info	Base Value	GOE	J1	J2	J3	J4	J5	J6	J7	J8	J9	Ref.	Scores of Panel
1	2Lo<+1A+2Tq+SEQ	< q	3.76	-0.54	-4	-4	-4	-4	-5						3.22
2	2F<	<	1.44	-0.29	-2	-2	-2	-2	-3						1.15
3	2Lz!<	! <	1.68	-0.50	-3	-3	-3	-3	-4						1.18
4	FCSp3		2.80	0.09	1	-2	0	1	0						2.89
5	2F<	<	1.44	-0.29	-2	-2	-2	-2	-3						1.15
6	2Lz<	<	1.68	-0.78	-4	-5	-5	-5	-3						0.90
7	2Lo+2Tq	q	3.00	-0.34	-3	-2	-2	-2	-2						2.66
8	CCoSp3		3.00	0.20	1	1	0	1	0						3.20
9	ChSq1		3.00	0.33	2	0	1	1	-1						3.33
			21.80											19.68	
Program Components				Factor											
Composition				2.13	4.00	4.00	4.00	3.75	5.00					4.00	
Presentation				2.13	4.25	4.00	4.25	3.75	4.25					4.17	
Skating Skills				2.13	4.00	3.75	4.50	3.75	4.50					4.08	
Judges Total Program Component Score (factored)											26.09				
Deductions:										0.00					

PARTNERS


JUDGES DETAILS PER SKATER
ADVANCED NOVICE WOMEN FREE SKATING

Rank	Name	Nation	Starting Number	Total Segment Score	Total Element Score	Total Program Component Score (factored)				Total Deductions					
31	Kalina POPOW	POL	23	43.50	19.36	24.14				0.00					
#	Executed Elements	Info	Base Value	GOE	J1	J2	J3	J4	J5	J6	J7	J8	J9	Ref.	Scores of Panel
1	2Lz+2T+2T		4.70	0.07	0	0	0	1	1						4.77
2	2Lo+1A+SEQ		2.80	0.00	0	0	0	0	0						2.80
3	2Lz<	F <	1.68	-0.84	-5	-5	-5	-5	-5						0.84
4	ChSq1		3.00	0.00	0	0	0	0	0						3.00
5	1F		0.50	0.00	0	0	0	0	-1						0.50
6	CCoSp3		3.00	-0.50	-2	-2	-2	-1	-1						2.50
7	2Fq	q	1.80	-0.36	-2	-2	-2	-2	-2						1.44
8	2Loq	q	1.70	-0.34	-2	-2	-2	-2	-2						1.36
9	FCSp2		2.30	-0.15	1	-1	-1	0	-2						2.15
			21.48												19.36
Program Components				Factor											
Composition				2.13	4.00	3.75	3.75	3.75	5.25					3.83	
Presentation				2.13	3.75	3.75	3.75	3.75	5.50					3.75	
Skating Skills				2.13	3.75	3.75	3.75	3.50	5.00					3.75	
Judges Total Program Component Score (factored)											24.14				
Deductions:											0.00				

Rank	Name	Nation	Starting Number	Total Segment Score	Total Element Score	Total Program Component Score (factored)				Total Deductions					
32	Natalia WIATROSZAK	POL	21	43.31	18.64	24.67				0.00					
#	Executed Elements	Info	Base Value	GOE	J1	J2	J3	J4	J5	J6	J7	J8	J9	Ref.	Scores of Panel
1	2F+2T		3.10	0.00	0	0	0	0	-2						3.10
2	2Lz		2.10	0.00	0	0	0	0	0						2.10
3	1A		1.10	0.00	0	0	0	0	0						1.10
4	ChSq1		3.00	0.00	1	0	0	0	-1						3.00
5	CCoSp2		2.50	-0.67	0	-3	-4	-2	-3						1.83
6	2F		1.80	0.00	0	0	0	0	0						1.80
7	2S+2T+2Lo<<	<<	3.10	-0.65	-5	-5	-5	-5	-5						2.45
8	2Lzq	q	2.10	-0.42	-2	-2	-2	-2	-2						1.68
9	FCSp1		1.90	-0.32	0	-2	-2	-1	-2						1.58
			20.70												18.64
Program Components				Factor											
Composition				2.13	4.00	3.50	4.00	3.75	5.25					3.92	
Presentation				2.13	4.00	3.25	3.75	3.75	4.50					3.83	
Skating Skills				2.13	3.75	3.25	4.00	3.75	4.25					3.83	
Judges Total Program Component Score (factored)											24.67				
Deductions:											0.00				

PARTNERS


JUDGES DETAILS PER SKATER
ADVANCED NOVICE WOMEN FREE SKATING

Rank	Name	Nation	Starting Number	Total Segment Score	Total Element Score	Total Program Component Score (factored)				Total Deductions					
33	Gabriela ZIELENIOWSKA	POL	24	42.82	17.45	25.37				0.00					
#	Executed Elements	Info	Base Value	GOE	J1	J2	J3	J4	J5	J6	J7	J8	J9	Ref.	Scores of Panel
1	2Fq+2Loq+2Loq		5.20	-0.84	-5	-3	-4	-5	-5						4.36
2	2A<<	F <<	1.10	-0.55	-5	-5	-5	-5	-5						0.55
3	3S<<	<<	1.30	-0.65	-5	-5	-5	-5	-4						0.65
4	2Lzq+2Tq	q q	3.40	-0.77	-4	-3	-3	-4	-4						2.63
5	CCoSp1V		1.50	0.15	1	2	1	1	1						1.65
6	ChSq1		3.00	0.67	2	1	1	1	2						3.67
7	2F<	F <	1.44	-0.72	-5	-5	-5	-5	-5						0.72
8	2Lz<	F <	1.68	-0.84	-5	-5	-5	-5	-5						0.84
9	FCCSp2		2.30	0.08	1	0	0	2	-1						2.38
			20.92												17.45
Program Components				Factor											
Composition				2.13	4.25	3.75	4.00	3.75	5.50					4.00	
Presentation				2.13	4.00	3.75	3.75	3.50	4.75					3.83	
Skating Skills				2.13	4.00	3.75	4.25	4.00	4.75					4.08	
Judges Total Program Component Score (factored)															25.37
Deductions:											0.00				

Rank	Name	Nation	Starting Number	Total Segment Score	Total Element Score	Total Program Component Score (factored)				Total Deductions					
34	Wiktoria BEDNAREK	POL	15	42.56	18.76	23.80				0.00					
#	Executed Elements	Info	Base Value	GOE	J1	J2	J3	J4	J5	J6	J7	J8	J9	Ref.	Scores of Panel
1	2Lo+1A+2T+SEQ		4.10	-0.06	0	-1	0	0	-1						4.04
2	2F		1.80	0.00	0	0	0	0	0						1.80
3	2Lzq	F q	2.10	-1.05	-5	-5	-5	-5	-5						1.05
4	2Fq	F q	1.80	-0.90	-5	-5	-5	-5	-5						0.90
5	ChSq1		3.00	-0.50	0	0	-2	-2	-1						2.50
6	CCoSp3		3.00	-0.60	-2	-2	-2	-2	-1						2.40
7	2S+2T		2.60	0.00	0	0	0	0	0						2.60
8	2Lo		1.70	0.00	0	0	0	1	-1						1.70
9	FCCSp1		1.90	-0.13	0	-1	0	-1	-1						1.77
			22.00												18.76
Program Components				Factor											
Composition				2.13	4.00	3.75	3.75	3.75	4.00					3.83	
Presentation				2.13	3.75	3.50	3.75	3.50	4.25					3.67	
Skating Skills				2.13	4.50	3.50	3.75	3.50	3.75					3.67	
Judges Total Program Component Score (factored)															23.80
Deductions:											0.00				

PARTNERS


JUDGES DETAILS PER SKATER
ADVANCED NOVICE WOMEN FREE SKATING

Rank	Name	Nation	Starting Number	Total Segment Score	Total Element Score	Total Program Component Score (factored)				Total Deductions					
35	Sabina SOSNIOK	POL	28	42.40	17.20	25.20				0.00					
#	Executed Elements	Info	Base Value	GOE	J1	J2	J3	J4	J5	J6	J7	J8	J9	Ref.	Scores of Panel
1	2F		1.80	-0.06	1	0	0	-1	-2						1.74
2	2A<	F <	2.64	-1.32	-5	-5	-5	-5	-5						1.32
3	2Lz!+2Tq	!!q	3.40	-0.63	-3	-3	-3	-3	-3						2.77
4	CCoSp2V		1.88	0.00	0	0	0	1	0						1.88
5	2Lo	F	1.70	-0.85	-5	-5	-5	-5	-5						0.85
6	FCSp1		1.90	0.13	1	-1	0	1	1						2.03
7	ChSq1		3.00	0.00	2	0	-2	0	0						3.00
8	2Fq+1A+SEQ	F q	2.90	-0.90	-5	-5	-5	-5	-5						2.00
9	2Lz		2.10	-0.49	0	-2	-2	-3	-4						1.61
			21.32												17.20
Program Components				Factor											
Composition				2.13	4.00	3.75	3.75	3.75	5.00					3.83	
Presentation				2.13	4.25	3.75	3.75	3.50	4.25					3.92	
Skating Skills				2.13	4.25	4.00	4.00	4.00	4.50					4.08	
Judges Total Program Component Score (factored)											25.20				
Deductions:											0.00				

Rank	Name	Nation	Starting Number	Total Segment Score	Total Element Score	Total Program Component Score (factored)				Total Deductions					
36	Florence Pap HOLMEN	NOR	14	41.39	16.89	24.50				0.00					
#	Executed Elements	Info	Base Value	GOE	J1	J2	J3	J4	J5	J6	J7	J8	J9	Ref.	Scores of Panel
1	1A		1.10	0.00	0	0	0	0	1						1.10
2	2F!	!	1.80	-0.18	-1	-1	-1	-1	-1						1.62
3	FCSp2		2.30	0.23	1	0	1	1	1						2.53
4	2S+2Lo<<	<<	1.80	-0.65	-5	-5	-5	-5	-5						1.15
5	2Lz+2T<<	<<	2.50	-1.05	-5	-5	-5	-5	-5						1.45
6	ChSq1		3.00	0.33	1	1	0	1	0						3.33
7	2F		1.80	-0.06	0	0	0	-1	-2						1.74
8	2Lz		2.10	-0.07	0	-1	0	0	-2						2.03
9	CCoSp2V		1.88	0.06	1	0	-1	1	0						1.94
			18.28												16.89
Program Components				Factor											
Composition				2.13	4.00	3.50	4.00	4.00	4.25					4.00	
Presentation				2.13	3.75	3.50	4.00	3.75	3.75					3.75	
Skating Skills				2.13	3.75	3.50	3.75	3.75	3.75					3.75	
Judges Total Program Component Score (factored)											24.50				
Deductions:											0.00				

PARTNERS


JUDGES DETAILS PER SKATER
ADVANCED NOVICE WOMEN FREE SKATING

Rank	Name	Nation	Starting Number	Total Segment Score	Total Element Score	Total Program Component Score (factored)				Total Deductions					
37	Blanka LIS	POL	13	40.71	19.07	21.64				0.00					
#	Executed Elements	Info	Base Value	GOE	J1	J2	J3	J4	J5	J6	J7	J8	J9	Ref.	Scores of Panel
1	1A		1.10	0.00	0	0	0	0	0						1.10
2	2Fq	q	1.80	-0.42	-2	-3	-2	-3	-2						1.38
3	2Lz		2.10	0.00	0	0	0	1	0						2.10
4	2F!+2T	!	3.10	-0.24	-1	-1	-2	-1	-2						2.86
5	FCSp1		1.90	-0.13	-1	-1	0	0	-1						1.77
6	2Lz		2.10	-0.14	0	-1	-1	0	-2						1.96
7	2Lo+1Eu<<+2S	<<	3.00	-0.51	-3	-3	-3	-3	-4						2.49
8	ChSq1		3.00	-0.17	1	0	0	-2	-1						2.83
9	CCoSp2		2.50	0.08	1	0	0	1	-1						2.58
			20.60											19.07	
Program Components				Factor											
Composition				2.13	3.75	3.25	3.25	3.50	3.75					3.50	
Presentation				2.13	3.50	3.00	3.25	3.25	3.75					3.33	
Skating Skills				2.13	3.50	3.00	3.25	3.25	3.50					3.33	
Judges Total Program Component Score (factored)											21.64				
Deductions:										0.00					

Rank	Name	Nation	Starting Number	Total Segment Score	Total Element Score	Total Program Component Score (factored)				Total Deductions					
38	Noemi JAKUBIEC	POL	9	40.58	17.12	23.46				0.00					
#	Executed Elements	Info	Base Value	GOE	J1	J2	J3	J4	J5	J6	J7	J8	J9	Ref.	Scores of Panel
1	2F		1.80	0.00	0	0	0	0	1						1.80
2	2S+1A+1A+SEQ		3.50	0.04	1	0	0	0	1						3.54
3	2Lz<	<	1.68	-0.50	-2	-3	-3	-3	-3						1.18
4	2Lo+2Lo<	<	3.06	-0.34	-1	-2	-2	-2	-3						2.72
5	ChSq1		3.00	0.00	2	0	0	0	-2						3.00
6	1F		0.50	0.00	0	0	0	0	0						0.50
7	FCSp1		1.90	0.00	1	0	0	0	-2						1.90
8	1Lz		0.60	0.00	0	0	0	0	-1						0.60
9	CCoSp2V		1.88	0.00	0	0	0	0	1						1.88
			17.92											17.12	
Program Components				Factor											
Composition				2.13	4.00	3.25	3.50	3.50	4.00					3.67	
Presentation				2.13	4.00	3.25	3.50	3.50	4.00					3.67	
Skating Skills				2.13	3.75	3.50	3.75	3.50	3.75					3.67	
Judges Total Program Component Score (factored)											23.46				
Deductions:										0.00					

PARTNERS


JUDGES DETAILS PER SKATER
ADVANCED NOVICE WOMEN FREE SKATING

Rank	Name	Nation	Starting Number	Total Segment Score	Total Element Score	Total Program Component Score (factored)				Total Deductions					
39	Hanna SLUPIK	POL	17	40.35	17.44	22.91				0.00					
#	Executed Elements	Info	Base Value	GOE	J1	J2	J3	J4	J5	J6	J7	J8	J9	Ref.	Scores of Panel
1	2S+1Lo		1.80	0.00	0	0	0	0	0						1.80
2	1Lz		0.60	0.00	0	0	0	0	-1						0.60
3	FCSp2		2.30	0.08	1	0	0	1	0						2.38
4	2Lo+1A+1Lo+SEQ		3.30	-0.11	0	-1	0	-1	-4						3.19
5	2Sq	q	1.30	-0.26	-2	-2	-2	-2	-2						1.04
6	CCoSp3		3.00	-0.20	0	-1	-2	-1	1						2.80
7	ChSq1		3.00	-0.17	0	0	-1	-1	1						2.83
8	2Lo		1.70	0.00	0	0	0	0	0						1.70
9	1A		1.10	0.00	0	0	0	0	-1						1.10
			18.10												17.44
Program Components				Factor											
Composition				2.13	3.75	3.50	3.75	3.75	4.50					3.75	
Presentation				2.13	3.50	3.50	3.50	3.50	4.00					3.50	
Skating Skills				2.13	3.25	3.00	3.75	3.50	4.00					3.50	
Judges Total Program Component Score (factored)											22.91				
Deductions:											0.00				

Rank	Name	Nation	Starting Number	Total Segment Score	Total Element Score	Total Program Component Score (factored)				Total Deductions					
40	Alicja MICHALAK	POL	10	39.66	17.48	22.18				0.00					
#	Executed Elements	Info	Base Value	GOE	J1	J2	J3	J4	J5	J6	J7	J8	J9	Ref.	Scores of Panel
1	2F+2T<<	<<	2.20	-0.72	-3	-4	-4	-4	-4						1.48
2	CCoSp2		2.50	0.00	0	0	-2	0	0						2.50
3	2Lo		1.70	0.00	0	0	0	0	0						1.70
4	2Lz+2T<+1A+SEQ	<	4.24	-0.63	-2	-3	-3	-4	-3						3.61
5	2F<	<	1.44	-0.34	-2	-2	-3	-2	-3						1.10
6	2Lz<	<	1.68	-0.39	-2	-2	-3	-2	-3						1.29
7	ChSq1		3.00	0.17	1	0	0	1	-2						3.17
8	2Loq	q	1.70	-0.40	-2	-3	-2	-3	-2						1.30
9	FCSp1		1.90	-0.57	-1	-4	-4	-2	-3						1.33
			20.36												17.48
Program Components				Factor											
Composition				2.13	3.75	3.25	3.50	3.50	3.75					3.58	
Presentation				2.13	3.75	3.25	3.50	3.50	3.50					3.50	
Skating Skills				2.13	3.50	3.00	3.25	3.25	3.50					3.33	
Judges Total Program Component Score (factored)											22.18				
Deductions:											0.00				

PARTNERS


JUDGES DETAILS PER SKATER
ADVANCED NOVICE WOMEN FREE SKATING

Rank	Name	Nation	Starting Number	Total Segment Score	Total Element Score	Total Program Component Score (factored)				Total Deductions					
41	Zuzanna ZIENTEK	POL	5	39.08	17.43	21.65				0.00					
#	Executed Elements	Info	Base Value	GOE	J1	J2	J3	J4	J5	J6	J7	J8	J9	Ref.	Scores of Panel
1	FCSp2		2.30	0.00	0	0	-1	0	0						2.30
2	1A+2T<	<	2.14	-0.22	-2	-2	-2	-2	-3						1.92
3	2S+1A+2Lo<+SEQ	<<	3.76	-0.32	-2	-2	-2	-3	-3						3.44
4	2F<	<	1.44	-0.29	-2	-2	-2	-2	-3						1.15
5	ChSq1		3.00	0.00	0	-1	0	0	1						3.00
6	2S		1.30	0.00	0	0	0	0	0						1.30
7	2F<	<	1.44	-0.29	-2	-2	-2	-2	-3						1.15
8	2T		1.30	0.00	0	0	0	0	0						1.30
9	CCoSp1		2.00	-0.13	0	-1	-1	0	-1						1.87
			18.68												17.43
Program Components				Factor											
Composition				2.13	3.75	3.00	3.50	3.25	3.50					3.42	
Presentation				2.13	3.75	3.00	3.50	3.25	3.25					3.33	
Skating Skills				2.13	3.50	2.75	3.75	3.25	3.50					3.42	
Judges Total Program Component Score (factored)											21.65				
Deductions:										0.00					

Rank	Name	Nation	Starting Number	Total Segment Score	Total Element Score	Total Program Component Score (factored)				Total Deductions					
42	Julia KOLODZIEJ	POL	12	38.69	16.49	22.20				0.00					
#	Executed Elements	Info	Base Value	GOE	J1	J2	J3	J4	J5	J6	J7	J8	J9	Ref.	Scores of Panel
1	2Lz		2.10	0.00	0	0	0	0	1						2.10
2	2Lo+1Lo		2.20	-0.51	-3	-3	-4	-3	-3						1.69
3	2A<<	<<	1.10	-0.55	-5	-5	-5	-5	-4						0.55
4	Sp*	F * <<	0.00	0.00	-	-	-	-	-						0.00
5	2Lz+1A+1A+SEQ		4.30	-0.42	-1	-3	-2	-2	-2						3.88
6	2S		1.30	0.00	0	0	0	0	-1						1.30
7	ChSq1		3.00	-0.83	0	-2	-2	-1	-2						2.17
8	2F		1.80	0.00	0	0	0	0	0						1.80
9	CCoSp3		3.00	0.00	1	0	0	0	-2						3.00
			18.80												16.49
Program Components				Factor											
Composition				2.13	3.75	3.25	3.00	3.50	4.25					3.50	
Presentation				2.13	3.75	3.25	3.00	3.25	4.00					3.42	
Skating Skills				2.13	3.75	3.50	3.25	3.25	3.75					3.50	
Judges Total Program Component Score (factored)											22.20				
Deductions:										0.00					

PARTNERS


JUDGES DETAILS PER SKATER
ADVANCED NOVICE WOMEN FREE SKATING

Rank	Name	Nation	Starting Number	Total Segment Score	Total Element Score	Total Program Component Score (factored)				Total Deductions					
43	Emilia STANEK	POL	4	38.17	16.88	21.29				0.00					
#	Executed Elements	Info	Base Value	GOE	J1	J2	J3	J4	J5	J6	J7	J8	J9	Ref.	Scores of Panel
1	2S+2Lo<<	<<	1.80	-0.65	-5	-5	-5	-5	-4						1.15
2	2Lz<	<	1.68	-0.39	-2	-2	-3	-2	-3						1.29
3	2F<<	<<	0.50	-0.17	-3	-3	-4	-3	-4						0.33
4	FCSp2		2.30	0.08	1	-1	0	0	1						2.38
5	ChSq1		3.00	0.17	1	0	0	0	1						3.17
6	2T+1A+1A+SEQ		3.50	0.00	0	0	0	0	0						3.50
7	2Lo		1.70	0.00	0	0	0	0	0						1.70
8	2T<	<	1.04	-0.28	-2	-3	-2	-3	-3						0.76
9	CCoSp3		3.00	-0.40	1	-2	-2	0	-2						2.60
			18.52												16.88
Program Components				Factor											
Composition				2.13	3.50	3.00	3.00	3.25	3.75					3.25	
Presentation				2.13	3.50	3.00	3.50	3.25	3.75					3.42	
Skating Skills				2.13	3.25	3.00	3.50	3.25	3.50					3.33	
Judges Total Program Component Score (factored)											21.29				
Deductions:											0.00				

Rank	Name	Nation	Starting Number	Total Segment Score	Total Element Score	Total Program Component Score (factored)				Total Deductions					
44	Hanna HEKSEL	POL	7	37.92	16.45	21.47				0.00					
#	Executed Elements	Info	Base Value	GOE	J1	J2	J3	J4	J5	J6	J7	J8	J9	Ref.	Scores of Panel
1	1A+2Lo<	<	2.46	-0.27	-2	-2	-2	-2	-3						2.19
2	2Lo<+1Lo<<+1A+SEQ	< <<	2.46	-0.68	-5	-5	-5	-5	-5						1.78
3	2F<	<	1.44	-0.34	-2	-2	-3	-2	-3						1.10
4	FCSp2		2.30	-0.31	-1	-1	-2	0	-2						1.99
5	2F<	<	1.44	-0.38	-3	-2	-3	-2	-3						1.06
6	2S		1.30	0.00	0	0	0	0	0						1.30
7	ChSq1		3.00	-0.17	2	-1	-1	0	0						2.83
8	2S		1.30	0.00	0	0	0	0	0						1.30
9	CCoSp3		3.00	-0.10	0	-1	-2	0	0						2.90
			18.70												16.45
Program Components				Factor											
Composition				2.13	3.75	3.25	3.25	3.50	4.00					3.50	
Presentation				2.13	3.75	3.00	3.25	3.25	3.50					3.33	
Skating Skills				2.13	3.25	3.00	3.25	3.25	3.75					3.25	
Judges Total Program Component Score (factored)											21.47				
Deductions:											0.00				

PARTNERS


JUDGES DETAILS PER SKATER
ADVANCED NOVICE WOMEN FREE SKATING

Rank	Name	Nation	Starting Number	Total Segment Score	Total Element Score	Total Program Component Score (factored)				Total Deductions					
45	Helene MATZKEIT	POL	3	37.51	17.45	20.06				0.00					
#	Executed Elements	Info	Base Value	GOE	J1	J2	J3	J4	J5	J6	J7	J8	J9	Ref.	Scores of Panel
1	2F		1.80	0.00	0	0	0	0	0						1.80
2	2S+2Lo<+1A+SEQ	<	3.76	-0.59	-4	-5	-5	-4	-3						3.17
3	FCSp1		1.90	-0.13	0	-1	-1	0	-2						1.77
4	2Lze	e	1.68	-0.34	-2	-2	-2	-3	-2						1.34
5	2F		1.80	0.00	0	0	0	0	0						1.80
6	2S<+2Lo<	F < <	2.40	-0.68	-5	-5	-5	-5	-5						1.72
7	CCoSp2		2.50	-0.33	-1	-2	-2	-1	0						2.17
8	2Lzeq	e q	1.68	-0.67	-4	-4	-4	-4	-4						1.01
9	ChSq1		3.00	-0.33	0	-1	-1	-1	0						2.67
			20.52												17.45
Program Components				Factor											
Composition				2.13	3.25	3.00	3.25	3.00	3.50					3.17	
Presentation				2.13	3.00	2.75	3.50	3.00	3.75					3.17	
Skating Skills				2.13	2.75	2.75	3.50	3.25	3.25					3.08	
Judges Total Program Component Score (factored)											20.06				
Deductions:											0.00				

Rank	Name	Nation	Starting Number	Total Segment Score	Total Element Score	Total Program Component Score (factored)				Total Deductions					
46	Antonina KLESZCZ	POL	8	33.71	13.09	21.12				-0.50					
#	Executed Elements	Info	Base Value	GOE	J1	J2	J3	J4	J5	J6	J7	J8	J9	Ref.	Scores of Panel
1	2Lo<+2T<	< <	2.40	-0.59	-4	-4	-5	-4	-5						1.81
2	2Lz!<<	! <<	0.60	-0.28	-4	-5	-5	-4	-5						0.32
3	2S+2T<+1A+SEQ	<	3.44	-0.30	-2	-2	-4	-2	-3						3.14
4	FCSp1		1.90	-0.25	0	-2	-1	-1	-2						1.65
5	2F<	<	1.44	-0.38	-2	-3	-3	-2	-3						1.06
6	2Lz!<<	! <<	0.60	-0.26	-4	-5	-5	-4	-4						0.34
7	ChSq1		3.00	-0.17	1	-1	0	0	-1						2.83
8	2F<<	F <<	0.50	-0.25	-5	-5	-5	-5	-5						0.25
9	CCoSp2V		1.88	-0.19	1	-1	-1	-1	-1						1.69
			15.76												13.09
Program Components				Factor											
Composition				2.13	3.75	3.00	3.00	3.50	3.75					3.42	
Presentation				2.13	3.75	3.00	3.25	3.25	3.25					3.25	
Skating Skills				2.13	3.25	3.00	3.25	3.25	3.50					3.25	
Judges Total Program Component Score (factored)											21.12				
Deductions:											Falls -0.50 (1)				
											-0.50				

PARTNERS


JUDGES DETAILS PER SKATER
ADVANCED NOVICE WOMEN FREE SKATING

Rank	Name	Nation	Starting Number	Total Segment Score	Total Element Score	Total Program Component Score (factored)				Total Deductions					
47	Jagoda FIGUS	POL	1	33.02	15.63	17.39				0.00					
#	Executed Elements	Info	Base Value	GOE	J1	J2	J3	J4	J5	J6	J7	J8	J9	Ref.	Scores of Panel
1	1A		1.10	0.00	0	0	0	0	1						1.10
2	2Lz!q	! q	2.10	-0.63	-3	-3	-3	-3	-3						1.47
3	2F+2T+1A+SEQ		4.20	-0.24	-2	-1	-1	0	-2						3.96
4	FCCoSp1V*	*	0.00	0.00	-	-	-	-	-						0.00
5	2Lz!	!	2.10	-0.28	-1	-1	-2	-2	-1						1.82
6	ChSq1		3.00	-1.33	0	-3	-3	-3	-2						1.67
7	2F+2T		3.10	-0.18	-2	0	-1	0	-2						2.92
8	2Lo		1.70	-0.06	0	-1	0	0	-2						1.64
9	CCoSp1V		1.50	-0.45	0	-3	-4	-2	-4						1.05
			18.80												15.63
Program Components				Factor											
Composition				2.13	2.50	2.50	3.00	2.75	3.00						2.75
Presentation				2.13	2.25	2.25	2.75	2.75	3.00						2.58
Skating Skills				2.13	2.25	2.50	3.25	3.25	2.75						2.83
Judges Total Program Component Score (factored)														17.39	
Deductions:															0.00
Rank	Name	Nation	Starting Number	Total Segment Score	Total Element Score	Total Program Component Score (factored)				Total Deductions					
48	Mia Kjellmann SIMENSEN	NOR	6	28.18	11.60	18.08				-1.50					
#	Executed Elements	Info	Base Value	GOE	J1	J2	J3	J4	J5	J6	J7	J8	J9	Ref.	Scores of Panel
1	2A<<	<<	1.10	-0.55	-5	-5	-5	-5	-4						0.55
2	2Lz!	F !	2.10	-1.05	-5	-5	-5	-5	-5						1.05
3	2A<<	<<	1.10	-0.51	-4	-5	-5	-5	-4						0.59
4	FCSp2		2.30	-0.15	0	-1	-1	-2	0						2.15
5	ChSq1		3.00	0.00	2	-1	0	-1	1						3.00
6	2F		1.80	-0.54	-4	-3	-3	-3	-2						1.26
7	CCoSp3		3.00	0.00	0	0	-1	0	1						3.00
			14.40												11.60
Program Components				Factor											
Composition				2.13	3.75	2.25	2.50	2.00	4.50						2.83
Presentation				2.13	3.50	1.75	2.25	2.00	2.75						2.33
Skating Skills				2.13	3.50	2.75	3.00	3.50	4.50						3.33
Judges Total Program Component Score (factored)														18.08	
Deductions: Interruption in excess															-1.50

PARTNERS


JUDGES DETAILS PER SKATER
ADVANCED NOVICE WOMEN FREE SKATING

Rank	Name	Nation	Starting Number	Total Segment Score	Total Element Score	Total Program Component Score (factored)		Total Deductions								
49	Michalina BUCZEK	POL	2	27.45	10.59	16.86		0.00								
#	Executed Elements	Info	Base Value	GOE	J1	J2	J3	J4	J5	J6	J7	J8	J9	Ref.	Scores of Panel	
1	2F<<	<<	0.50	-0.25	-5	-5	-5	-5	-4						0.25	
2	2S+2Lo<	<	2.66	-0.32	-2	-2	-3	-2	-3						2.34	
3	2Lze<	F e <	1.26	-0.63	-5	-5	-5	-5	-5						0.63	
4	CCoSp2V		1.88	-0.32	-1	-2	-2	-1	-3						1.56	
5	2F<<	<<	0.50	-0.25	-5	-5	-5	-5	-4						0.25	
6	ChSq1		3.00	-0.83	1	-2	-3	0	-3						2.17	
7	2S+1A+1A+SEQ		3.50	-0.35	-3	-4	-3	-2	-2						3.15	
8	2Lze<<	e <<	0.48	-0.24	-5	-5	-5	-5	-5						0.24	
9	FCCSp		0.00	0.00	-	-	-	-	-						0.00	
			13.78												10.59	
Program Components				Factor												
Composition				2.13	2.75	2.50	3.00	3.25	2.50							2.75
Presentation				2.13	2.50	2.50	2.75	3.00	2.25							2.58
Skating Skills				2.13	2.25	2.50	3.00	3.25	2.00							2.58
Judges Total Program Component Score (factored)																16.86
Deductions:																0.00

Legend:							
#	Sequence number	GOE	Grade of Execution	Jx	Judges (x=1-9)	Ref.	Referee
*	Invalid element	e	Wrong edge	<	Under-rotated jump	<<	Downgraded jump
!	Not clear edge	REP	Jump repetition	F	Fall	q	Jump landed on the quarter
b	Bonus Point for jump added to the element score						

PARTNERS



ADVANCED NOVICE PAIRS

Jantor Ice Rink	19 OCT 2024	17:00	Short Program
	20 OCT 2024	13:20	Free Skating

Size of Skating Arena:	30m*60m
Ice Conditions:	very good
Number of Entries:	3
Number of Participants:	3

Entry Withdrawn:

Short Program			
Duration:	2:20 +/- 10 seconds		
Segment Factor:	1.00		
Program Component Factors:	Composition	1.07	
	Presentation	1.07	
	Skating Skills	1.07	

Free Skating			
Duration:	3:00 +/- 10 seconds		
Segment Factor:	1.00		
Program Component Factors:	Composition	2.13	
	Presentation	2.13	
	Skating Skills	2.13	

PARTNERS





RESULTS

ADVANCED NOVICE PAIRS

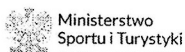

Pl. Name	Nation	Total Score	SP	FS
1 Sophie KREBS / Ilia TROFYMOV	GER	88.93	1	1
2 Sofia GOMEZ MORENO / Mario MARTINEZ-INIGUEZ	ESP	76.76	2	2
3 Malgorzata CYRAN / Antoni SZYMANSKI	POL	40.59	3	3

Ms. Eva SZILAGYI, ISU
Referee

Ms. Magdalena RUSIECKA, ISU
Technical Controller

Legend:				
SP	Short Program	FS	Free Skating	Pl. Place

PARTNERS





RESULTS

ADVANCED NOVICE PAIRS SHORT PROGRAM

Pl.	Name	Nation	Total Segment Score
1	Sophie KREBS / Ilia TROFYMOV	GER	31.94
2	Sofia GOMEZ MORENO / Mario MARTINEZ-INIGUEZ	ESP	28.19
3	Małgorzata CYRAN / Antoni SZYMANSKI	POL	16.47

Ms. Eva SZILAGYI, ISU
Referee

Ms. Magdalena RUSIECKA, ISU
Technical Controller

PARTNERS

**PANEL OF JUDGES****ADVANCED NOVICE PAIRS SHORT PROGRAM****Officials**

Technical Controller	Ms. Magdalena RUSIECKA	ISU
Technical Specialist	Ms. Diana RISKOVA	ISU
Technical Specialist	Ms. Kerstin FRANK	ISU

Judges

Referee	Ms. Eva SZILAGYI	ISU
Judge No. 1	Ms. Joanna DAROS-PAWLYTA	POL
Judge No. 2	Ms. Vera PUPSOVA	CZE
Judge No. 3	Mr. Slobodan DELIC	SRB
Judge No. 4	Mr. Marco CICALA	ITA
Judge No. 5	Ms. Viktoriya SACHKOVA	POL

Data/Replay Operator

Data Operator	Ms. Michaela MILCINSKA	ISU
Replay Operator	Mr. Bartosz LEWANDOWSKI	ISU

PARTNERS



JUDGES DETAILS PER SKATER

ADVANCED NOVICE PAIRS SHORT PROGRAM

Rank	Name	Nation	Starting Number	Total Segment Score	Total Element Score	Total Program Component Score (factored)		Total Deductions							
1	Sophie KREBS / Ilia TROFYMOV	GER	1	31.94	17.30	14.64		0.00							
#	Executed Elements	Info	Base Value	GOE	J1	J2	J3	J4	J5	J6	J7	J8	J9	Ref.	Scores of Panel
1	2Tw3		3.20	-0.64	-4	-2	-2	-2	-2						2.56
2	3Li3		4.70	0.47	1	2	1	1	1						5.17
3	2F		1.80	0.00	0	0	2	0	0						1.80
4	CoSp1V		1.28	-0.22	-1	-2	0	-2	-2						1.06
5	StSq2		2.60	-0.09	0	0	2	-1	-1						2.51
6	FiDs3		3.50	0.70	2	2	2	2	1						4.20
			17.08												17.30
Program Components				Factor											
Composition				1.07	3.75	4.75	5.75	5.00	4.25					4.67	
Presentation				1.07	3.75	4.50	5.50	5.00	4.00					4.50	
Skating Skills				1.07	3.75	4.75	5.50	4.75	4.00					4.50	
Judges Total Program Component Score (factored)											14.64				
Deductions:								0.00							

Rank	Name	Nation	Starting Number	Total Segment Score	Total Element Score	Total Program Component Score (factored)		Total Deductions							
2	Sofia GOMEZ MORENO / Mario MARTINEZ-INIGUEZ	ESP	3	28.19	15.80	12.39		0.00							
#	Executed Elements	Info	Base Value	GOE	J1	J2	J3	J4	J5	J6	J7	J8	J9	Ref.	Scores of Panel
1	2Tw1		2.80	-0.28	-1	-1	-1	-2	1						2.52
2	3Li3		4.70	0.16	1	0	1	-1	0						4.86
3	2F		1.80	0.06	1	1	-3	0	0						1.86
4	FiDs1		2.90	0.39	2	1	1	0	2						3.29
5	StSq1		1.80	0.00	1	-1	2	-2	0						1.80
6	CoSp1		1.70	-0.23	0	-2	-2	-1	-1						1.47
			15.70												15.80
Program Components				Factor											
Composition				1.07	3.75	3.75	4.75	3.75	4.00					3.83	
Presentation				1.07	3.75	3.50	5.00	3.50	4.25					3.83	
Skating Skills				1.07	3.50	4.00	4.75	4.00	3.75					3.92	
Judges Total Program Component Score (factored)											12.39				
Deductions:								0.00							

Rank	Name	Nation	Starting Number	Total Segment Score	Total Element Score	Total Program Component Score (factored)		Total Deductions							
3	Malgorzata CYRAN / Antoni SZYMANSKI	POL	2	16.47	6.30	10.17		0.00							
#	Executed Elements	Info	Base Value	GOE	J1	J2	J3	J4	J5	J6	J7	J8	J9	Ref.	Scores of Panel
1	1TwB		0.90	-0.30	-3	-1	-4	-4	-3						0.60
2	2Lo		1.70	-0.34	-2	-2	-3	-2	-2						1.36
3	1Li1		1.50	-0.25	-1	-2	-1	-3	-2						1.25
4	StSq1		1.80	-0.18	0	-1	0	-3	-2						1.62
5	BiDs		0.00	0.00	-	-	-	-	-						0.00
6	CoSp2		2.00	-0.53	-1	-3	-4	-3	-2						1.47
			7.90												6.30
Program Components				Factor											
Composition				1.07	3.25	3.50	3.25	3.00	3.25					3.25	
Presentation				1.07	3.00	3.00	3.00	3.00	3.25					3.00	
Skating Skills				1.07	3.25	3.25	3.00	3.25	3.50					3.25	
Judges Total Program Component Score (factored)											10.17				
Deductions:								0.00							

Legend:

#	Sequence number	GOE	Grade of Execution	Jx	Judges (x=1-9)	Ref.	Referee
---	-----------------	-----	--------------------	----	----------------	------	---------

PARTNERS



RESULTS

ADVANCED NOVICE PAIRS FREE SKATING

Pl.	Name	Nation	Total Segment Score
1	Sophie KREBS / Ilia TROFYMOV	GER	56.99
2	Sofia GOMEZ MORENO / Mario MARTINEZ-INIGUEZ	ESP	48.57
3	Małgorzata CYRAN / Antoni SZYMANSKI	POL	24.12

Ms. Eva SZILAGYI, ISU
Referee

Ms. Magdalena RUSIECKA, ISU
Technical Controller

PARTNERS

**PANEL OF JUDGES****ADVANCED NOVICE PAIRS FREE SKATING****Officials**

Technical Controller	Ms. Magdalena RUSIECKA	ISU
Technical Specialist	Ms. Diana RISKOVA	ISU
Technical Specialist	Ms. Kerstin FRANK	ISU

Judges

Referee	Ms. Eva SZILAGYI	ISU
Judge No. 1	Ms. Joanna DAROS-PAWLYTA	POL
Judge No. 2	Ms. Vera PUPSOVA	CZE
Judge No. 3	Mr. Slobodan DELIC	SRB
Judge No. 4	Mr. Marco CICALA	ITA
Judge No. 5	Ms. Viktorya SACHKOVA	POL

Data/Replay Operator

Data Operator	Ms. Michaela MILCINSKA	ISU
Replay Operator	Mr. Bartosz LEWANDOWSKI	ISU

PARTNERS


JUDGES DETAILS PER SKATER
ADVANCED NOVICE PAIRS FREE SKATING

Rank	Name	Nation	Starting Number	Total Segment Score	Total Element Score	Total Program Component Score (factored)		Total Deductions							
1	Sophie KREBS / Ilia TROFYMOV	GER	3	56.99	25.57	31.42		0.00							
#	Executed Elements	Info	Base Value	GOE	J1	J2	J3	J4	J5	J6	J7	J8	J9	Ref.	Scores of Panel
1	2STh		2.50	0.33	1	2	2	1	1						2.83
2	2F		1.80	-0.12	0	0	-1	-1	-1						1.68
3	4Li2		4.30	0.43	1	1	1	1	0						4.73
4	FiDs1		2.90	0.39	2	1	3	0	1						3.29
5	PCoSp2		3.50	0.23	1	1	2	0	0						3.73
6	ChSq1		3.00	0.67	1	1	2	2	1						3.67
7	3Li3		4.70	0.94	1	2	2	2	2						5.64
			22.70												25.57
Program Components				Factor											
Composition				2.13	4.75	5.00	6.75	5.50	4.00					5.08	
Presentation				2.13	4.75	4.75	6.75	5.25	4.25					4.92	
Skating Skills				2.13	4.25	5.00	5.75	5.00	4.25					4.75	
Judges Total Program Component Score (factored)													31.42		
Deductions:												0.00			

Rank	Name	Nation	Starting Number	Total Segment Score	Total Element Score	Total Program Component Score (factored)		Total Deductions							
2	Sofia GOMEZ MORENO / Mario MARTINEZ-INIGUEZ	ESP	2	48.57	22.84	25.73		0.00							
#	Executed Elements	Info	Base Value	GOE	J1	J2	J3	J4	J5	J6	J7	J8	J9	Ref.	Scores of Panel
1	4Li3		4.70	0.47	1	1	2	0	1						5.17
2	2F!	!	1.80	-0.30	-1	-2	-2	-1	-2						1.50
3	PCoSp1		3.00	-0.20	0	-1	2	-2	-1						2.80
4	ChSq1		3.00	0.17	1	-1	3	-1	1						3.17
5	3Li2		4.30	0.00	0	0	3	0	0						4.30
6	2LoTh		2.80	-0.19	0	-2	0	-1	-1						2.61
7	FiDs1		2.90	0.39	2	1	3	1	1						3.29
			22.50												22.84
Program Components				Factor											
Composition				2.13	4.25	4.00	6.50	3.75	3.75					4.00	
Presentation				2.13	4.25	3.75	6.75	4.50	4.00					4.25	
Skating Skills				2.13	3.75	3.75	6.25	4.00	3.75					3.83	
Judges Total Program Component Score (factored)													25.73		
Deductions:												0.00			

Rank	Name	Nation	Starting Number	Total Segment Score	Total Element Score	Total Program Component Score (factored)		Total Deductions							
3	Malgorzata CYRAN / Antoni SZYMANSKI	POL	1	24.12	5.84	18.28		0.00							
#	Executed Elements	Info	Base Value	GOE	J1	J2	J3	J4	J5	J6	J7	J8	J9	Ref.	Scores of Panel
1	1Li1		1.50	-0.60	-4	-4	-4	-4	-3						0.90
2	2Lo		1.70	-0.74	-5	-4	-2	-5	-4						0.96
3	2LiB	Fx	1.50	-0.75	-5	-5	-5	-5	-5						0.75
4	2LoTh	F	2.80	-1.40	-5	-5	-5	-5	-5						1.40
5	PCoSp		0.00	0.00	-	-	-	-	-						0.00
6	BiDs		0.00	0.00	-	-	-	-	-						0.00
7	ChSq1		3.00	-1.17	-1	-3	1	-3	-4						1.83
			10.50												5.84
Program Components				Factor											
Composition				2.13	2.75	3.00	2.75	2.75	3.00					2.83	
Presentation				2.13	2.75	2.50	3.00	2.50	2.50					2.58	
Skating Skills				2.13	3.00	3.25	3.00	3.25	3.25					3.17	
Judges Total Program Component Score (factored)													18.28		
Deductions:												0.00			

PARTNERS



DIAMOND SPIN 2024

OCTOBER 15-20, 2024 – Katowice / POL



JUDGES DETAILS PER SKATER
ADVANCED NOVICE PAIRS FREE SKATING

Legend:							
#	Sequence number	GOE	Grade of Execution	Jx	Judges (x=1-9)	Ref.	Referee
!	Not clear edge	F	Fall	Fx	Fall > 1		

printed: 21.10.2024 13:43

Page 2 / 2

PARTNERS

