

# W A F S C

WESTERN AUSTRALIA FIGURE SKATING CLUB

**Major Supporter:**



Department of  
**Local Government, Sport  
and Cultural Industries**



**Other Supporters:**



## Swan Trophy International 2024

**International Figure Skating Competition**

**Bibra Lake, WA, Australia**

Conducted under the authorisation of the ISU and in accordance with ISU Regulations 2024.

Organised by Western Australia Figure Skating Club Inc and Ice Skating Australia Inc supported by the Western Australian Ice Skating Association.

The State government through the Department of Local Government, Sport and Cultural Industries and Lotterywest are major supporters of Swan Trophy International 2024 in Western Australia. Sport and recreation creates vibrant, inclusive and connected WA communities.

**Monday 23rd September 2024 - Wednesday 25th September 2024**

### ANNOUNCEMENT

**ISU Events - Singles:**

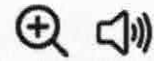
Senior: Short Program & Free Skating

Junior: Short Program & Free Skating

Advanced Novice: Short Program & Free Skating


Intermediate Novice: Free Skating

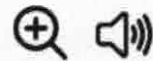
Basic Novice: Free Skating



# ORGANISING COMMITTEE

Organising Club	Western Australia Figure Skating Club
President	Clarence Ong
vice-President	Alana Davis
Treasurer	Shelly Adamlu
Secretary	Maree Scaturro
councillor	Tracey Adams
Councillor	Leanne Martin






# EVENT OFFICIALS



Referee	Australia	Rebecca Andrew
Technical Controllers	USA	Steven Hsu
	Korea	Chihee Rhee
	New Zealand	Sandra Williamson-Leadley
Accountant	Australia	Sam Margaria
International Judges	Australia	Katrina Harburn
	USA	Katherine Specht
	Taiwan	Eddy Wu
	Australia	Kylie Yacopetti
Judges	Western Australia	Deborah Abbott
	Western Australia	Jacqui Cupples
	Western Australia	Barbara Fluri
	Western Australia	Nicole Denholm
International Technical Specialist	Australia	Maria Borounov
	Australia	Evgueni Borounov
	Korea	Sung Jin Byun
	Australia	Clarence Ong
	Hong Kong	Helen To
Technical Specialist	Western Australia	Jane Ashworth
	Western Australia	Kayla Harburn
International Data Operators	Australia	Brooke Crawford
	USA	Andrew Lam
Data Operators	Western Australia	Hannah Blackford
	Western Australia	Amber Trevor-Hunt



# SWAN TROPHY INTERNATIONAL 2024

## COMPETITION SCHEDULE

Date	Start Time	Finish Time	No. of Entries	Category	Segment	Resurfacing	Performance	Judging First	Judging Last
<b>29.08.2024</b>									
	16:02:59	16:02:59	0	<b>Men</b>	Short Program	00:15:00	00:02:40	00:03:20	00:03:20
	16:02:59	16:02:59	0	<b>Men</b>	Free Skating	00:15:00	00:04:00	00:03:20	00:03:20
	16:02:59	16:02:59	0	<b>Basic Novice Men</b>	Free Skating	00:15:00	00:02:30	00:03:20	00:03:20
<b>23.09.2024</b>									
	13:00:59	14:18:59	10	<b>Junior Women</b>	Short Program	00:15:00	00:02:40	00:03:20	00:03:20
	14:05:59	14:40:49	5	<b>Junior Men</b>	Short Program	00:15:00	00:02:40	00:02:30	00:02:30
	14:40:59	15:22:49	7	<b>Advanced Novice Women</b>	Short Program	00:15:00	00:02:20	00:02:30	00:02:30
	15:20:59	15:30:49	1	<b>Advanced Novice Men</b>	Short Program	00:15:00	00:02:20	00:02:30	00:02:30
	15:35:59	15:53:49	2	<b>Senior Women</b>	Short Program	00:15:00	00:02:40	00:02:30	00:02:30
<b>24.09.2024</b>									
	13:00:59	13:43:59	7	<b>Basic Novice Women</b>	Free Skating	00:15:00	00:02:30	00:02:30	00:02:30
	14:00:59	14:39:59	5	<b>Junior Men</b>	Free Skating	00:15:00	00:03:30	00:02:30	00:02:30
	14:35:59	14:56:29	2	<b>Senior Women</b>	Free Skating	00:15:00	00:04:00	00:02:30	00:02:30
	14:55:59	15:07:29	1	<b>Advanced Novice Men</b>	Free Skating	00:15:00	00:03:00	00:02:30	00:02:30
	15:10:59	15:28:29	2	<b>Intermediate Novice Men</b>	Free Skating	00:15:00	00:03:00	00:02:30	00:02:30
<b>25.09.2024</b>									
	13:00:59	14:18:59	10	<b>Junior Women</b>	Free Skating	00:15:00	00:03:30	00:02:30	00:02:30
	14:10:59	15:51:59	15	<b>Intermediate Novice Women</b>	Free Skating	00:15:00	00:03:00	00:02:30	00:02:30
	15:50:59	16:38:29	7	<b>Advanced Novice Women</b>	Free Skating	00:15:00	00:03:00	00:02:30	00:02:30

**SWAN TROPHY INTERNATIONAL 2024**

**BASIC NOVICE WOMEN**

Cockburn Ice Arena	24 SEP 2024	13:00	Free Skating
--------------------	-------------	-------	--------------

Size of Skating Arena:	30m*60m
Ice Conditions:	very good
Number of Entries:	8
Number of Participants:	8

Entry Withdrawn:
------------------

<b>Free Skating</b>		
Duration:	2:30 +/- 10 seconds	
Segment Factor:	1.00	
<b>Program Component Factors:</b>	Composition	1.67
	Presentation	1.67
	Skating Skills	1.67

**SWAN TROPHY INTERNATIONAL 2024**  
**PANEL OF JUDGES**  
**BASIC NOVICE WOMEN FREE SKATING**  
**Officials**

Technical Controller	Ms. Sandra WILLIAMSON-LEADLEY	ISU
Technical Specialist	Ms. Helen Hiu Tung TO	ISU
Technical Specialist	Ms. Sung Jin BYUN	ISU

**Judges**

Referee	Ms. Chihee RHEE	ISU
Judge No. 1	Mr. Steven HSU	USA
Judge No. 2	Ms. Katrina HARBURN	AUS
Judge No. 3	Mr. Eddy WU	TPE
Judge No. 4	Ms. Katherine SPECHT	USA
Judge No. 5	Ms. Rebecca ANDREW	AUS

**Data/Replay Operator**

Data Operator	Mr. Andrew LAM	ISU
Replay Operator	Mr. Brooke CRAWFORD	ISU

# SWAN TROPHY INTERNATIONAL 2024

## RESULTS

### BASIC NOVICE WOMEN

Pl.	Name Club	Nation	Total Score	FS
1	Ava Yu Tong CHEN	TPE	40.67	1
2	Hannah LEMUS GONETSKAYA	AUS	34.59	2
3	Elaine WANG	AUS	34.02	3
4	Ingrid TAN	AUS	32.62	4
5	Livia Yiwen PENG	AUS	31.16	5
6	Nina LI	AUS	28.66	6
7	Andreana ASTROLOGO	AUS	22.53	7
Withdrawn	Yueqi ZHOU	AUS		WD

  
Ms. Chihee RHEE, ISU

Referee

  
Ms. Sandra WILLIAMSON-LEADLEY, ISU

Technical Controller

**Legend:**

FS Free Skating      WD Withdrawn      Pl. Place

**SWAN TROPHY INTERNATIONAL 2024**  
**JUDGES DETAILS PER SKATER**  
**BASIC NOVICE WOMEN FREE SKATING**

Rank	Name	Nation	Starting Number	Total Segment Score	Total Element Score	Total Program Component Score (factored)	Total Deductions
1	Ava Yu Tong CHEN	TPE	6	40.67	21.04	19.63	0.00

#	Executed Elements	Info	Base Value	GOE	J1	J2	J3	J4	J5	J6	J7	J8	J9	Ref.	Scores of Panel
1	2A		3.30	-0.11	-1	-2	0	0	0						3.19
2	2A		3.30	-0.33	-1	-3	-1	-1	0						2.97
3	2F+2Loq	q	3.50	-0.30	-2	-2	-1	-1	-2						3.20
4	CSpB		1.10	0.11	1	1	0	1	1						1.21
5	2Lz+2T		3.40	0.00	0	-2	0	0	0						3.40
6	2S		1.30	0.00	0	0	0	0	0						1.30
7	StSq2		2.60	0.17	1	2	0	1	0						2.77
8	CCoSp2		2.50	0.50	2	2	2	2	0						3.00
			<b>21.00</b>												<b>21.04</b>
<b>Program Components</b>				<b>Factor</b>											
Composition				1.67	3.50	4.25	3.75	3.50	4.25					3.83	
Presentation				1.67	4.00	4.25	3.75	3.75	4.25					4.00	
Skating Skills				1.67	3.75	4.00	4.00	3.75	4.50					3.92	
<b>Judges Total Program Component Score (factored)</b>														<b>19.63</b>	
<b>Deductions:</b>															<b>0.00</b>

Rank	Name	Nation	Starting Number	Total Segment Score	Total Element Score	Total Program Component Score (factored)	Total Deductions
2	Hannah LEMUS GONETSKAYA	AUS	4	34.59	15.67	18.92	0.00

#	Executed Elements	Info	Base Value	GOE	J1	J2	J3	J4	J5	J6	J7	J8	J9	Ref.	Scores of Panel
1	2F		1.80	0.06	0	1	1	0	0						1.86
2	2F+2T		3.10	-0.18	0	-1	-1	-1	-1						2.92
3	2Lo+1A+SEQ		2.80	0.23	1	1	2	2	1						3.03
4	SSpB		1.10	0.22	2	3	2	1	2						1.32
5	2Lz<	F <	1.68	-0.84	-5	-5	-5	-5	-5						0.84
6	2S		1.30	0.00	0	0	0	-1	0						1.30
7	StSqB		1.50	0.15	1	1	1	0	1						1.65
8	CCoSp2		2.50	0.25	1	0	-1	-1	1						2.75
			<b>15.78</b>												<b>15.67</b>
<b>Program Components</b>				<b>Factor</b>											
Composition				1.67	4.25	4.25	3.50	3.25	4.25					4.00	
Presentation				1.67	3.75	4.00	3.50	3.50	4.50					3.75	
Skating Skills				1.67	3.00	4.00	3.75	2.50	4.00					3.58	
<b>Judges Total Program Component Score (factored)</b>														<b>18.92</b>	
<b>Deductions:</b>															<b>0.00</b>

**SWAN TROPHY INTERNATIONAL 2024**  
**JUDGES DETAILS PER SKATER**  
**BASIC NOVICE WOMEN FREE SKATING**

Rank	Name	Nation	Starting Number	Total Segment Score	Total Element Score	Total Program Component Score (factored)	Total Deductions									
3	Elaine WANG	AUS	8	34.02	16.35	17.67	0.00									
#	Executed Elements	Info	Base Value	GOE	J1	J2	J3	J4	J5	J6	J7	J8	J9	Ref.	Scores of Panel	
1	2S		1.30	0.00	0	0	1	0	0							
2	1A		1.10	0.07	0	1	1	1	0						1.30	
3	2F+2T		3.10	0.00	0	0	0	0	0						1.17	
4	FCCoSp2		2.50	-0.08	0	-1	1	-1	0						3.10	
5	2Lz!		2.10	-0.21	-1	-1	-1	-1	-2						2.42	
6	StSqB		1.50	0.00	0	0	-1	0	0						1.89	
7	2Lz+2Lo		3.80	0.00	0	0	0	-1	0						1.50	
8	SSpB		1.10	0.07	2	0	0	1	1						3.80	
			<b>16.60</b>												<b>1.17</b>	
															<b>16.35</b>	
<b>Program Components</b>			<b>Factor</b>													
Composition			1.67	3.50	3.50	3.75	3.00	3.75								
Presentation			1.67	3.25	3.50	3.75	2.75	3.50								3.58
Skating Skills			1.67	3.50	3.50	3.75	3.00	3.75								3.42
<b>Judges Total Program Component Score (factored)</b>																<b>3.58</b>
<b>Deductions:</b>															<b>17.67</b>	
															<b>0.00</b>	

Rank	Name	Nation	Starting Number	Total Segment Score	Total Element Score	Total Program Component Score (factored)	Total Deductions									
4	Ingrid TAN	AUS	5	32.62	15.65	16.97	0.00									
#	Executed Elements	Info	Base Value	GOE	J1	J2	J3	J4	J5	J6	J7	J8	J9	Ref.	Scores of Panel	
1	2A<<	<<	1.10	-0.44	-5	-4	-4	-4	-4							
2	2F!+2Lo		3.50	-0.30	-2	-2	-1	-1	-2						0.66	
3	StSq1		1.80	0.00	0	0	0	0	0						3.20	
4	2S		1.30	0.00	0	0	0	0	0						1.80	
5	SSpB		1.10	0.04	0	1	0	1	0						1.30	
6	2Lz+2T		3.40	-0.28	-1	-2	-2	-1	-1						1.14	
7	2Lz		2.10	0.00	0	0	0	0	0						3.12	
8	CCoSp2		2.50	-0.17	0	-2	-2	0	0						2.10	
			<b>16.80</b>												<b>2.33</b>	
															<b>15.65</b>	
<b>Program Components</b>			<b>Factor</b>													
Composition			1.67	3.75	3.50	3.50	3.50	3.50								
Presentation			1.67	3.25	3.50	3.25	3.25	3.50								3.50
Skating Skills			1.67	2.75	3.50	3.50	3.00	3.50								3.33
<b>Judges Total Program Component Score (factored)</b>																<b>3.33</b>
<b>Deductions:</b>															<b>16.97</b>	
															<b>0.00</b>	

**SWAN TROPHY INTERNATIONAL 2024**  
**JUDGES DETAILS PER SKATER**  
**BASIC NOVICE WOMEN FREE SKATING**

Rank	Name	Nation	Starting Number	Total Segment Score	Total Element Score	Total Program Component Score (factored)	Total Deductions
5	Livia Yiwen PENG	AUS	3	31.16	15.56	15.60	0.00

#	Executed Elements	Info	Base Value	GOE	J1	J2	J3	J4	J5	J6	J7	J8	J9	Ref.	Scores of Panel
1	2Lz+2Tq	q	3.40	-0.42	-1	-2	-2	-2	-2						2.98
2	1A		1.10	0.07	1	1	1	0	0						1.17
3	2Lz		2.10	0.14	1	1	0	1	0						2.24
4	2F+2Loq	q	3.50	-0.36	-2	-2	-2	-2	-2						3.14
5	CSpB		1.10	0.11	1	1	0	1	1						1.21
6	StSqB		1.50	0.10	1	2	0	1	0						1.60
7	2S		1.30	0.00	1	0	0	0	0						1.30
8	FCCoSp2		2.50	-0.58	-3	-2	-2	-2	-3						1.92
			<b>16.50</b>												<b>15.56</b>
<b>Program Components</b>				<b>Factor</b>											
	Composition			1.67	2.25	4.00	3.25	2.75	2.75						2.92
	Presentation			1.67	1.75	4.00	3.25	2.50	3.25						3.00
	Skating Skills			1.67	3.25	3.75	3.50	3.25	3.50						3.42
<b>Judges Total Program Component Score (factored)</b>															
				<b>15.60</b>											
<b>Deductions:</b>				<b>0.00</b>											

Rank	Name	Nation	Starting Number	Total Segment Score	Total Element Score	Total Program Component Score (factored)	Total Deductions
6	Nina LI	AUS	1	28.66	13.34	15.32	0.00

#	Executed Elements	Info	Base Value	GOE	J1	J2	J3	J4	J5	J6	J7	J8	J9	Ref.	Scores of Panel
1	2Lz+2T	F	3.40	-1.05	-5	-5	-5	-5	-5						2.35
2	2Lo		1.70	0.00	0	0	0	0	0						1.70
3	2F+1A+SEQ		2.90	-0.06	0	-1	-1	0	0						2.84
4	CCoSp1V		1.50	-0.30	-2	-2	-2	-2	0						1.20
5	2F!	!	1.80	-0.24	-2	-1	-1	-1	-3						1.56
6	2S		1.30	0.00	0	0	-1	0	0						1.30
7	StSqB		1.50	-0.25	-2	-2	-1	1	-2						1.25
8	SSpB		1.10	0.04	1	0	-1	1	0						1.14
			<b>15.20</b>												<b>13.34</b>
<b>Program Components</b>				<b>Factor</b>											
	Composition			1.67	3.25	3.00	3.25	3.25	3.25						3.25
	Presentation			1.67	3.00	2.75	3.00	2.50	3.25						2.92
	Skating Skills			1.67	2.75	3.00	3.00	3.00	3.00						3.00
<b>Judges Total Program Component Score (factored)</b>															
				<b>15.32</b>											
<b>Deductions:</b>				<b>0.00</b>											

**SWAN TROPHY INTERNATIONAL 2024**  
**JUDGES DETAILS PER SKATER**  
**BASIC NOVICE WOMEN FREE SKATING**

Rank	Name	Nation	Starting Number	Total Segment Score	Total Element Score	Total Program Component Score (factored)			Total Deductions							
7	Andreana ASTROLOGO	AUS	2	22.53	10.57	11.96			0.00							
#	Executed Elements	Info	Base Value	GOE	J1	J2	J3	J4	J5	J6	J7	J8	J9	Ref.	Scores of Panel	
1	2F!	F !	1.80	-0.90	-5	-5	-5	-5	-5						0.90	
2	2Lz		2.10	-0.84	-4	-4	-3	-4	-5						1.26	
3	1A+1A+SEQ		2.20	-0.22	-2	-3	-2	-2	-2						1.98	
4	2F!	F !	1.80	-0.90	-5	-5	-5	-5	-5						0.90	
5	CCoSp2		2.50	-0.08	0	0	-1	1	-1						2.42	
6	StSqB		1.50	-0.40	-3	-3	-2	-2	-4						1.10	
7	2S		1.30	-0.39	-3	-3	-2	-3	-4						0.91	
8	SSpB		1.10	0.00	0	0	0	0	-1						1.10	
			<b>14.30</b>												<b>10.57</b>	
Program Components			Factor													
Composition			1.67	2.25	2.75	2.75	2.50	2.50								2.58
Presentation			1.67	1.75	2.50	2.25	2.00	2.50								2.25
Skating Skills			1.67	2.00	2.25	2.75	1.75	2.75								2.33
<b>Judges Total Program Component Score (factored)</b>																<b>11.96</b>
<b>Deductions:</b>															<b>0.00</b>	

Legend:							
#	Sequence number	GOE	Grade of Execution	Jx	Judges (x=1-9)	Ref.	Referee
<	Under-rotated jump	<<	Downgraded jump	!	Not clear edge	F	Fall
q	Jump landed on the quarter						

# SWAN TROPHY INTERNATIONAL 2024

## INTERMEDIATE NOVICE WOMEN

Cockburn Ice Arena	25 SEP 2024	14:10	Free Skating
--------------------	-------------	-------	--------------

Size of Skating Arena:	30m*60m
Ice Conditions:	very good
Number of Entries:	15
Number of Participants:	15

Entry Withdrawn:
------------------

<b>Free Skating</b>	
Duration:	3:00 +/- 10 seconds
Segment Factor:	1.00
<b>Program Component Factors:</b>	
Composition	1.70
Presentation	1.70
Skating Skills	1.70

**SWAN TROPHY INTERNATIONAL 2024**  
**PANEL OF JUDGES**  
**INTERMEDIATE NOVICE WOMEN FREE SKATING**  
**Officials**

Technical Controller	Ms. Sandra WILLIAMSON-LEADLEY	ISU
Technical Specialist	Ms. Sung Jin BYUN	ISU
Technical Specialist	Ms. Helen Hiu Tung TO	ISU

**Judges**

Referee	Ms. Rebecca ANDREW	ISU
Judge No. 1	Ms. Chihee RHEE	KOR
Judge No. 2	Ms. Katrina HARBURN	AUS
Judge No. 3	Mr. Eddy WU	TPE
Judge No. 4	Ms. Katherine SPECHT	USA
Judge No. 5	Mr. Steven HSU	USA

**Data/Replay Operator**

Data Operator	Mr. Brooke CRAWFORD	ISU
Replay Operator	Mr. Andrew LAM	ISU

**SWAN TROPHY INTERNATIONAL 2024**  
**RESULTS**  
**INTERMEDIATE NOVICE WOMEN**

Pl.	Name Club	Nation	Total Score	FS
1	Chloe Diane Janelle DELANGRE	TPE	37.00	1
2	Sienna YOUNG	AUS	35.74	2
3	Calla Elizabeth LYON	AUS	34.22	3
4	Sienna DAVIS	AUS	33.84	4
5	Lydia GAO	AUS	32.22	5
6	Hsiao-Ning HUANG	TPE	31.00	6
7	Tsz Yu Allison LEE	AUS	30.48	7
8	Mila Isabel Qing LEE	MAS	30.39	8
9	Ellena POEDJOKERTO	AUS	29.98	9
10	Bridey SANGSTER	NZL	29.28	10
11	Sienna ROBERTSON	AUS	28.88	11
12	Yu-Wei CHANG	TPE	27.82	12
13	Chloe YANG	AUS	27.68	13
14	Lovely WENT	AUS	26.14	14
15	Abby CHALLINOR	AUS	24.45	15



**Ms. Rebecca ANDREW, ISU**

Referee



**Ms. Sandra WILLIAMSON-LEADLEY, ISU**

Technical Controller

Legend:  
 FS Free Skating                      Pl. Place

**SWAN TROPHY INTERNATIONAL 2024**  
**JUDGES DETAILS PER SKATER**  
**INTERMEDIATE NOVICE WOMEN FREE SKATING**

Rank	Name	Nation	Starting Number	Total Segment Score	Total Element Score	Total Program Component Score (factored)	Total Deductions
1	Chloe Diane Janelle DELANGRE	TPE	12	37.00	17.72	19.28	0.00

#	Executed Elements	Info	Base Value	GOE	J1	J2	J3	J4	J5	J6	J7	J8	J9	Ref.	Scores of Panel
1	2A<<	<<	1.10	-0.44	-4	-4	-3	-4	-4						0.66
2	2Lz+2T		3.40	-0.14	0	-1	0	-1	-1						3.26
3	StSq1		1.80	0.24	1	2	1	2	1						2.04
4	2Lz!+1A+SEQ	!	3.20	-0.21	-1	-1	-1	-1	-2						2.99
5	CSSp2		2.30	0.08	2	0	0	1	0						2.38
6	2Lo		1.70	0.00	0	0	1	0	0						1.70
7	2F		1.80	0.06	1	0	1	-1	0						1.86
8	CCoSp2		2.50	0.33	2	1	2	1	1						2.83
			<b>17.80</b>												<b>17.72</b>
<b>Program Components</b>			<b>Factor</b>												
	Composition			1.70	3.50	4.00	4.25	3.25	3.50						3.67
	Presentation			1.70	3.75	4.25	4.00	3.75	4.00						3.92
	Skating Skills			1.70	3.75	4.00	4.00	3.25	3.50						3.75
	<b>Judges Total Program Component Score (factored)</b>														<b>19.28</b>

<b>Deductions:</b>	<b>0.00</b>
--------------------	-------------

Rank	Name	Nation	Starting Number	Total Segment Score	Total Element Score	Total Program Component Score (factored)	Total Deductions
2	Sienna YOUNG	AUS	3	35.74	17.74	18.00	0.00

#	Executed Elements	Info	Base Value	GOE	J1	J2	J3	J4	J5	J6	J7	J8	J9	Ref.	Scores of Panel
1	1A		1.10	0.07	1	1	0	0	1						1.17
2	2Lz+2Lo		3.80	0.00	0	-1	2	0	0						3.80
3	CCoSp2		2.50	0.42	1	1	2	2	2						2.92
4	2F+2Lo		3.50	0.00	0	0	1	-1	0						3.50
5	2T		1.30	0.00	0	0	0	0	0						1.30
6	2S		1.30	-0.04	0	0	-1	0	-1						1.26
7	StSqB		1.50	0.20	1	1	-2	2	2						1.70
8	CSSp1		1.90	0.19	1	1	-1	1	2						2.09
			<b>16.90</b>												<b>17.74</b>
<b>Program Components</b>			<b>Factor</b>												
	Composition			1.70	3.50	3.75	3.00	4.00	4.25						3.75
	Presentation			1.70	3.25	3.50	3.00	3.50	3.75						3.42
	Skating Skills			1.70	3.25	3.50	3.50	3.25	3.50						3.42
	<b>Judges Total Program Component Score (factored)</b>														<b>18.00</b>

<b>Deductions:</b>	<b>0.00</b>
--------------------	-------------

**SWAN TROPHY INTERNATIONAL 2024**  
**JUDGES DETAILS PER SKATER**  
**INTERMEDIATE NOVICE WOMEN FREE SKATING**

Rank	Name	Nation	Starting Number	Total Segment Score	Total Element Score	Total Program Component Score (factored)	Total Deductions
3	Calla Elizabeth LYON	AUS	9	34.22	18.08	16.14	0.00

#	Executed Elements	Info	Base Value	GOE	J1	J2	J3	J4	J5	J6	J7	J8	J9	Ref.	Scores of Panel
1	2Lz+2T		3.40	0.00	0	0	0	0	0						3.40
2	2Lz		2.10	0.00	0	0	0	0	0						2.10
3	2S+1A+SEQ		2.40	0.00	0	0	0	1	0						2.40
4	StSq1		1.80	-0.12	0	0	-2	-1	-1						1.68
5	CSSp2		2.30	0.23	0	1	1	1	1						2.53
6	2F		1.80	0.00	0	1	0	0	0						1.80
7	2Lo		1.70	-0.28	-2	-1	-1	-2	-2						1.42
8	CCoSp2		2.50	0.25	1	1	1	1	1						2.75
			<b>18.00</b>												<b>18.08</b>
<b>Program Components</b>			<b>Factor</b>												
	Composition			1.70	3.00	3.75	3.50	2.00	3.50						3.33
	Presentation			1.70	2.75	3.75	3.25	2.00	3.25						3.08
	Skating Skills			1.70	2.75	3.75	3.50	2.50	3.00						3.08
	<b>Judges Total Program Component Score (factored)</b>														<b>16.14</b>

<b>Deductions:</b>	<b>0.00</b>
--------------------	-------------

Rank	Name	Nation	Starting Number	Total Segment Score	Total Element Score	Total Program Component Score (factored)	Total Deductions
4	Sienna DAVIS	AUS	13	33.84	17.11	16.73	0.00

#	Executed Elements	Info	Base Value	GOE	J1	J2	J3	J4	J5	J6	J7	J8	J9	Ref.	Scores of Panel
1	2Lz!+2Lo	!	3.80	-0.84	-4	-4	-4	-5	-4						2.96
2	2F+2Tq	q	3.10	-0.72	-4	-4	-3	-4	-4						2.38
3	2S		1.30	-0.04	0	1	-1	-1	0						1.26
4	FCSp2		2.30	0.00	0	1	0	-1	0						2.30
5	2Lz!	!	2.10	-0.21	-1	-1	-1	-2	-1						1.89
6	StSq2		2.60	-0.09	-1	1	-2	0	0						2.51
7	1A		1.10	0.04	0	1	1	0	0						1.14
8	CCoSp2		2.50	0.17	1	1	0	0	1						2.67
			<b>18.80</b>												<b>17.11</b>
<b>Program Components</b>			<b>Factor</b>												
	Composition			1.70	3.25	4.00	3.00	2.75	3.25						3.17
	Presentation			1.70	3.50	3.75	3.00	3.00	3.75						3.42
	Skating Skills			1.70	3.25	3.75	3.25	3.00	3.25						3.25
	<b>Judges Total Program Component Score (factored)</b>														<b>16.73</b>

<b>Deductions:</b>	<b>0.00</b>
--------------------	-------------

**SWAN TROPHY INTERNATIONAL 2024**  
**JUDGES DETAILS PER SKATER**  
**INTERMEDIATE NOVICE WOMEN FREE SKATING**

Rank	Name	Nation	Starting Number	Total Segment Score	Total Element Score	Total Program Component Score (factored)	Total Deductions								
5	Lydia GAO	AUS	11	32.22	15.22	17.00	0.00								
#	Executed Elements	Info	Base Value	GOE	J1	J2	J3	J4	J5	J6	J7	J8	J9	Ref.	Scores of Panel
1	2Lz+2T		3.40	0.00	0	0	-1	0	0						3.40
2	2F1		1.80	-0.18	-1	-1	-1	0	-1						1.62
3	CCoSp2		2.50	0.08	0	0	0	1	1						2.58
4	StSq1		1.80	-0.06	-1	-1	-2	1	1						1.74
5	2S		1.30	0.04	0	0	0	1	1						1.34
6	1Lz		0.60	-0.04	-1	0	-1	0	-1						0.56
7	1A+1Lo		1.60	0.00	0	0	0	0	0						1.60
8	CSSp2		2.30	0.08	0	-1	0	1	1						2.38
			<b>15.30</b>												<b>15.22</b>
Program Components			Factor												
Composition			1.70	3.00	3.25	3.25	3.50	3.75							3.33
Presentation			1.70	3.25	3.50	3.25	3.50	3.50							3.42
Skating Skills			1.70	3.00	3.25	3.25	3.25	3.25							3.25
<b>Judges Total Program Component Score (factored)</b>														<b>17.00</b>	
<b>Deductions:</b>															
<b>0.00</b>															

Rank	Name	Nation	Starting Number	Total Segment Score	Total Element Score	Total Program Component Score (factored)	Total Deductions								
6	Hsiao-Ning HUANG	TPE	5	31.00	15.13	15.87	0.00								
#	Executed Elements	Info	Base Value	GOE	J1	J2	J3	J4	J5	J6	J7	J8	J9	Ref.	Scores of Panel
1	2S		1.30	0.00	0	0	1	0	0						1.30
2	2F+2T<	<	2.84	-0.42	-2	-3	-2	-2	-3						2.42
3	2Lze+1A+SEQ	e	2.78	-0.50	-3	-4	-2	-3	-3						2.28
4	CSSp1V		1.43	-0.29	-2	-2	-2	-4	-1						1.14
5	StSq2		2.60	0.17	0	1	0	1	1						2.77
6	2Loq	q	1.70	-0.34	-2	-2	-2	-2	-2						1.36
7	2Fq	q	1.80	-0.36	-2	-2	-1	-2	-2						1.44
8	CCoSp2		2.50	-0.08	-2	-2	1	0	1						2.42
			<b>16.95</b>												<b>15.13</b>
Program Components			Factor												
Composition			1.70	3.00	3.50	3.25	3.00	2.75							3.08
Presentation			1.70	3.00	3.50	3.00	3.00	3.25							3.08
Skating Skills			1.70	3.00	3.25	3.25	3.25	3.00							3.17
<b>Judges Total Program Component Score (factored)</b>														<b>15.87</b>	
<b>Deductions:</b>															
<b>0.00</b>															

**SWAN TROPHY INTERNATIONAL 2024**  
**JUDGES DETAILS PER SKATER**  
**INTERMEDIATE NOVICE WOMEN FREE SKATING**

Rank	Name	Nation	Starting Number	Total Segment Score	Total Element Score	Total Program Component Score (factored)			Total Deductions						
7	Tsz Yu Allison LEE	AUS	14	30.48	13.77	16.71			0.00						
#	Executed Elements	Info	Base Value	GOE	J1	J2	J3	J4	J5	J6	J7	J8	J9	Ref.	Scores of Panel
1	CCoSp2		2.50	0.17	1	1	-1	1	0						2.67
2	2Lo		1.70	-0.17	0	-1	-1	-1	-2						1.53
3	2F<	F <	1.44	-0.72	-5	-5	-5	-5	-5						0.72
4	1A+1A+SEQ		2.20	0.00	0	-1	0	0	0						2.20
5	2S+1T		1.70	-0.13	0	-2	0	-2	-1						1.57
6	CSSp2		2.30	0.00	0	0	0	1	0						2.30
7	StSq1		1.80	-0.06	0	0	-2	-1	1						1.74
8	2Sq	q	1.30	-0.26	-2	-1	-2	-2	-3						1.04
			<b>14.94</b>												<b>13.77</b>
Program Components			Factor												
Composition			1.70	3.75	3.50	2.75	3.00	3.75						3.42	
Presentation			1.70	3.75	3.50	2.50	2.75	3.75						3.33	
Skating Skills			1.70	3.50	3.25	2.75	3.00	3.00						3.08	
<b>Judges Total Program Component Score (factored)</b>														<b>16.71</b>	
<b>Deductions:</b>															<b>0.00</b>

Rank	Name	Nation	Starting Number	Total Segment Score	Total Element Score	Total Program Component Score (factored)			Total Deductions						
8	Mila Isabel Qing LEE	MAS	7	30.39	14.10	16.29			0.00						
#	Executed Elements	Info	Base Value	GOE	J1	J2	J3	J4	J5	J6	J7	J8	J9	Ref.	Scores of Panel
1	2Fq	q	1.80	-0.42	-3	-2	-2	-3	-2						1.38
2	2Lo		1.70	-0.45	-3	-3	-3	-2	-2						1.25
3	CSp2		1.80	0.36	2	2	2	2	1						2.16
4	2S+1A+SEQ		2.40	0.00	0	0	0	0	0						2.40
5	StSq1		1.80	0.12	0	0	1	2	1						1.92
6	1A		1.10	0.00	0	0	1	-1	0						1.10
7	2S+2T<<	<<	1.70	-0.39	-3	-4	-3	-3	-3						1.31
8	CCoSp2		2.50	0.08	1	0	1	0	0						2.58
			<b>14.80</b>												<b>14.10</b>
Program Components			Factor												
Composition			1.70	2.75	3.50	3.25	3.50	3.25						3.33	
Presentation			1.70	3.00	3.50	3.25	4.00	2.75						3.25	
Skating Skills			1.70	3.00	3.25	3.00	3.00	2.25						3.00	
<b>Judges Total Program Component Score (factored)</b>														<b>16.29</b>	
<b>Deductions:</b>															<b>0.00</b>

**SWAN TROPHY INTERNATIONAL 2024**  
**JUDGES DETAILS PER SKATER**  
**INTERMEDIATE NOVICE WOMEN FREE SKATING**

Rank	Name	Nation	Starting Number	Total Segment Score	Total Element Score	Total Program Component Score (factored)	Total Deductions								
9	Ellena POEDJOKERTO	AUS	10	29.98	15.39	14.59	0.00								
#	Executed Elements	Info	Base Value	GOE	J1	J2	J3	J4	J5	J6	J7	J8	J9	Ref.	Scores of Panel
1	2Lz		2.10	-0.42	-2	-3	-2	-2	-2						1.68
2	2Lz		2.10	-0.84	-4	-4	-3	-4	-4						1.26
3	2Lo+1A+SEQ		2.80	-0.11	0	0	0	-3	-2						2.69
4	CCoSp1		2.00	-0.07	1	0	-1	-2	0						1.93
5	StSq1		1.80	-0.12	0	0	-1	-1	-2						1.68
6	2S+2T		2.60	0.00	0	0	0	0	0						2.60
7	1A		1.10	0.00	0	0	0	0	0						1.10
8	CSSp2		2.30	0.15	0	1	1	0	1						2.45
			<b>16.80</b>												<b>15.39</b>
Program Components			Factor												
Composition			1.70	2.75	3.50	3.00	2.75	2.00						2.83	
Presentation			1.70	2.75	3.25	3.00	2.50	1.75						2.75	
Skating Skills			1.70	2.50	3.75	3.25	2.50	3.25						3.00	
<b>Judges Total Program Component Score (factored)</b>													<b>14.59</b>		
<b>Deductions:</b>														<b>0.00</b>	

Rank	Name	Nation	Starting Number	Total Segment Score	Total Element Score	Total Program Component Score (factored)	Total Deductions								
10	Bridey SANGSTER	NZL	2	29.28	14.83	14.45	0.00								
#	Executed Elements	Info	Base Value	GOE	J1	J2	J3	J4	J5	J6	J7	J8	J9	Ref.	Scores of Panel
1	2F		1.80	0.00	0	0	-1	0	0						1.80
2	2S+2T		2.60	-0.30	-1	-3	-2	-2	-3						2.30
3	CCSp2		2.30	-0.46	-2	-2	-2	0	-2						1.84
4	2Lo+1A+SEQ		2.80	-0.11	0	-1	0	-1	-1						2.69
5	CCoSp2		2.50	-0.50	-1	-2	-3	-1	-3						2.00
6	StSqB		1.50	-0.10	0	-1	-2	0	-1						1.40
7	2Lo		1.70	0.00	0	0	0	-1	0						1.70
8	1A		1.10	0.00	0	0	0	1	0						1.10
			<b>16.30</b>												<b>14.83</b>
Program Components			Factor												
Composition			1.70	2.75	3.25	2.75	2.75	2.00						2.75	
Presentation			1.70	3.00	3.25	2.75	2.75	2.25						2.83	
Skating Skills			1.70	3.00	3.00	2.75	3.00	1.75						2.92	
<b>Judges Total Program Component Score (factored)</b>													<b>14.45</b>		
<b>Deductions:</b>														<b>0.00</b>	

**SWAN TROPHY INTERNATIONAL 2024**  
**JUDGES DETAILS PER SKATER**  
**INTERMEDIATE NOVICE WOMEN FREE SKATING**

Rank	Name	Nation	Starting Number	Total Segment Score	Total Element Score	Total Program Component Score (factored)			Total Deductions						
11	Sienna ROBERTSON	AUS	4	28.88	13.43	15.45			0.00						
#	Executed Elements	Info	Base Value	GOE	J1	J2	J3	J4	J5	J6	J7	J8	J9	Ref.	Scores of Panel
1	2F+2Tq	q	3.10	-0.48	-2	-3	-2	-3	-4						2.62
2	2F		1.80	-0.24	0	-1	-1	-2	-2						1.56
3	CCSp2		2.30	-0.31	-2	0	-1	-2	-1						1.99
4	2Lo	F	1.70	-0.85	-5	-5	-5	-5	-5						0.85
5	2S+1A+SEQ		2.40	-0.04	0	-1	0	0	-1						2.36
6	StSqB		1.50	-0.05	0	0	-1	-1	1						1.45
7	1A		1.10	0.00	0	0	1	0	0						1.10
8	CCoSp2V		1.88	-0.38	-1	-2	-3	-2	-2						1.50
			<b>15.78</b>												<b>13.43</b>
Program Components			Factor												
Composition			1.70	3.00	3.25	2.75	3.50	3.75						3.25	
Presentation			1.70	2.75	3.00	3.00	3.50	3.25						3.08	
Skating Skills			1.70	2.75	2.75	3.00	2.75	2.75						2.75	
<b>Judges Total Program Component Score (factored)</b>														<b>15.45</b>	
<b>Deductions:</b>															<b>0.00</b>

Rank	Name	Nation	Starting Number	Total Segment Score	Total Element Score	Total Program Component Score (factored)			Total Deductions						
12	Yu-Wei CHANG	TPE	8	27.82	12.66	15.16			0.00						
#	Executed Elements	Info	Base Value	GOE	J1	J2	J3	J4	J5	J6	J7	J8	J9	Ref.	Scores of Panel
1	2Lo	F	1.70	-0.85	-5	-5	-5	-5	-5						0.85
2	2Lze+2T	e	2.98	-0.45	-2	-4	-2	-3	-3						2.53
3	2Lze+1A+SEQ	e	2.78	-0.56	-3	-3	-2	-4	-4						2.22
4	StSq1		1.80	-0.12	0	-1	0	-1	-1						1.68
5	CSSp1		1.90	-0.32	-1	-2	0	-2	-2						1.58
6	2Lz*	F *	0.00	0.00	-	-	-	-	-						0.00
7	2S		1.30	0.00	0	0	0	0	0						1.30
8	CCoSp2		2.50	0.00	0	0	1	0	0						2.50
			<b>14.96</b>												<b>12.66</b>
Program Components			Factor												
Composition			1.70	2.75	3.50	3.25	2.75	3.00						3.00	
Presentation			1.70	2.75	3.50	3.25	2.50	2.75						2.92	
Skating Skills			1.70	3.00	3.25	3.25	2.75	2.50						3.00	
<b>Judges Total Program Component Score (factored)</b>														<b>15.16</b>	
<b>Deductions:</b>															<b>0.00</b>

**SWAN TROPHY INTERNATIONAL 2024**  
**JUDGES DETAILS PER SKATER**  
**INTERMEDIATE NOVICE WOMEN FREE SKATING**

Rank	Name	Nation	Starting Number	Total Segment Score	Total Element Score	Total Program Component Score (factored)	Total Deductions								
13	Chloe YANG	AUS	15	27.68	12.67	15.01	0.00								
#	Executed Elements	Info	Base Value	GOE	J1	J2	J3	J4	J5	J6	J7	J8	J9	Ref.	Scores of Panel
1	1A		1.10	-0.04	0	0	0	-1	-1						1.06
2	2Lz<	<	1.68	-0.50	-3	-3	-2	-4	-3						1.18
3	2Loq+1A+SEQ	q	2.80	-0.34	-2	-2	-2	-3	-2						2.46
4	CSSp2		2.30	0.00	0	1	-1	0	0						2.30
5	StSqB		1.50	-0.25	-1	-2	-2	-2	-1						1.25
6	2F<<	F <<	0.50	-0.25	-5	-5	-5	-5	-5						0.25
7	2S+2Tq	q	2.60	-0.35	-3	-3	-2	-4	-2						2.25
8	CCoSp2		2.50	-0.58	-2	-3	-2	-2	-3						1.92
			<b>14.98</b>												<b>12.67</b>
Program Components			Factor												
Composition			1.70	2.75	3.25	3.00	2.25	3.25					3.00		
Presentation			1.70	2.75	3.25	3.00	2.00	3.25					3.00		
Skating Skills			1.70	2.75	3.00	3.00	2.50	2.75					2.83		
<b>Judges Total Program Component Score (factored)</b>												<b>15.01</b>			
<b>Deductions:</b>												<b>0.00</b>			

Rank	Name	Nation	Starting Number	Total Segment Score	Total Element Score	Total Program Component Score (factored)	Total Deductions								
14	Lovely WENT	AUS	1	26.14	12.83	13.31	0.00								
#	Executed Elements	Info	Base Value	GOE	J1	J2	J3	J4	J5	J6	J7	J8	J9	Ref.	Scores of Panel
1	2Lo+1A+SEQ		2.80	0.00	0	0	0	-1	0						2.80
2	2F	F	1.80	-0.90	-5	-5	-5	-5	-5						0.90
3	2Lze	e	1.68	-0.84	-5	-5	-4	-5	-5						0.84
4	CCoSp2		2.50	-0.17	-1	-1	-1	0	1						2.33
5	StSqB		1.50	-0.35	-3	-3	-2	-2	-2						1.15
6	2S		1.30	-0.04	1	0	0	-1	-1						1.26
7	1A		1.10	0.00	0	0	0	-1	0						1.10
8	CSSp2		2.30	0.15	1	1	0	0	1						2.45
			<b>14.98</b>												<b>12.83</b>
Program Components			Factor												
Composition			1.70	2.25	3.00	2.75	3.00	2.75					2.83		
Presentation			1.70	2.75	2.75	2.50	2.75	2.50					2.67		
Skating Skills			1.70	2.00	2.75	3.00	2.00	2.25					2.33		
<b>Judges Total Program Component Score (factored)</b>												<b>13.31</b>			
<b>Deductions:</b>												<b>0.00</b>			

**SWAN TROPHY INTERNATIONAL 2024**  
**JUDGES DETAILS PER SKATER**  
**INTERMEDIATE NOVICE WOMEN FREE SKATING**

Rank	Name	Nation	Starting Number	Total Segment Score	Total Element Score	Total Program Component Score (factored)	Total Deductions									
15	Abby CHALLINOR	AUS	6	24.45	10.70	13.75	0.00									
#	Executed Elements	Info	Base Value	GOE	J1	J2	J3	J4	J5	J6	J7	J8	J9	Ref.	Scores of Panel	
1	2F!<	<	1.44	-0.58	-4	-5	-3	-3	-5						0.86	
2	2T+1Lo		1.80	-0.09	0	0	-2	-1	-1						1.71	
3	2F!<<+1A+SEQ	<<	1.60	-0.51	-5	-5	-4	-3	-5						1.09	
4	2T*	*	0.00	0.00	-	-	-	-	-						0.00	
5	CCoSp2		2.50	0.00	-2	0	0	0	0						2.50	
6	2Lo<	F <	1.36	-0.68	-5	-5	-5	-5	-5						0.68	
7	StSq1		1.80	-0.24	-2	0	-3	-2	0						1.56	
8	CSSp2		2.30	0.00	0	-3	0	0	1						2.30	
			<b>12.80</b>												<b>10.70</b>	
Program Components			Factor													
	Composition		1.70	2.25	2.75	2.75	2.75	2.75	2.75						2.75	
	Presentation		1.70	2.75	2.75	2.75	2.50	3.00							2.75	
	Skating Skills		1.70	2.50	2.75	2.50	2.75	2.50							2.58	
	<b>Judges Total Program Component Score (factored)</b>														<b>13.75</b>	
<b>Deductions:</b>																<b>0.00</b>

Legend:							
#	Sequence number	GOE	Grade of Execution	Jx	Judges (x=1-9)	Ref.	Referee
*	Invalid element	e	Wrong edge	<	Under-rotated jump	<<	Downgraded jump
!	Not clear edge	F	Fall	q	Jump landed on the quarter		

# SWAN TROPHY INTERNATIONAL 2024

## INTERMEDIATE NOVICE MEN

Cockburn Ice Arena	24 SEP 2024	15:10	Free Skating
--------------------	-------------	-------	--------------

Size of Skating Arena:	30m*60m
Ice Conditions:	very good
Number of Entries:	2
Number of Participants:	2

Entry Withdrawn:
------------------

<b>Free Skating</b>	
Duration:	3:00 +/- 10 seconds
Segment Factor:	1.00
<b>Program Component Factors:</b>	
Composition	2.00
Presentation	2.00
Skating Skills	2.00

**SWAN TROPHY INTERNATIONAL 2024**  
**PANEL OF JUDGES**  
**INTERMEDIATE NOVICE MEN FREE SKATING**  
**Officials**

Technical Controller	Mr. Steven HSU	ISU
Technical Specialist	Ms. Helen Hiu Tung TO	ISU
Technical Specialist	Ms. Sung Jin BYUN	ISU

**Judges**

Referee	Ms. Rebecca ANDREW	ISU
Judge No. 1	Ms. Chihee RHEE	KOR
Judge No. 2	Ms. Katrina HARBURN	AUS
Judge No. 3	Mr. Eddy WU	TPE
Judge No. 4	Ms. Katherine SPECHT	USA
Judge No. 5	Ms. Sandra WILLIAMSON-LEADLEY	NZL

**Data/Replay Operator**

Data Operator	Mr. Brooke CRAWFORD	ISU
Replay Operator	Mr. Andrew LAM	ISU


**SWAN TROPHY INTERNATIONAL 2024**  
**RESULTS**  
**INTERMEDIATE NOVICE MEN**

Pl.	Name Club	Nation	Total Score	FS
1	Axel GREAVES-GILABERT	AUS	33.98	1
2	Joshua KING	AUS	28.45	2



**Ms. Rebecca ANDREW, ISU**

Referee



**Mr. Steven HSU, ISU**

Technical Controller

**Legend:**

FS Free Skating

Pl. Place

**SWAN TROPHY INTERNATIONAL 2024**  
**JUDGES DETAILS PER SKATER**  
**INTERMEDIATE NOVICE MEN FREE SKATING**

Rank	Name	Nation	Starting Number	Total Segment Score	Total Element Score	Total Program Component Score (factored)				Total Deductions						
1	Axel GREAVES-GILBERT	AUS	2	33.98	14.82	19.16				0.00						
#	Executed Elements	Info	Base Value	GOE	J1	J2	J3	J4	J5	J6	J7	J8	J9	Ref.	Scores of Panel	
1	2Lz	F	2.10	-1.05	-5	-5	-5	-5	-5						1.05	
2	2F+2T		3.10	-0.06	0	-2	0	-1	0						3.04	
3	SSp2		1.60	0.11	1	0	1	0	1						1.71	
4	StSqB		1.50	-0.20	0	-2	-2	-2	1						1.30	
5	2Lo		1.70	0.00	0	0	0	-1	0						1.70	
6	2S+2T		2.60	-0.26	-2	-2	-2	-3	-2						2.34	
7	1A		1.10	0.00	0	0	0	0	1						1.10	
8	CCoSp2		2.50	0.08	-1	0	1	0	1						2.58	
			<b>16.20</b>												<b>14.82</b>	
Program Components			Factor													
Composition			2.00	3.25	3.50	3.25	2.25	3.25								3.25
Presentation			2.00	3.50	3.25	3.00	2.75	3.50								3.25
Skating Skills			2.00	3.00	3.25	3.00	2.25	3.25								3.08
<b>Judges Total Program Component Score (factored)</b>																<b>19.16</b>
<b>Deductions:</b>																<b>0.00</b>

Rank	Name	Nation	Starting Number	Total Segment Score	Total Element Score	Total Program Component Score (factored)				Total Deductions						
2	Joshua KING	AUS	1	28.45	10.45	18.00				0.00						
#	Executed Elements	Info	Base Value	GOE	J1	J2	J3	J4	J5	J6	J7	J8	J9	Ref.	Scores of Panel	
1	1A		1.10	0.11	0	1	1	1	1						1.21	
2	2Lz	F	2.10	-1.05	-5	-5	-5	-5	-5						1.05	
3	2S		1.30	0.09	1	1	0	0	1						1.39	
4	CCoSp		0.00	0.00	-	-	-	-	-						0.00	
5	2F+2T	F	3.10	-0.90	-5	-5	-5	-5	-5						2.20	
6	StSqB		1.50	-0.20	-2	-1	-1	-2	0						1.30	
7	2Lo		1.70	0.00	0	0	0	0	0						1.70	
8	CSSpB		1.60	0.00	0	0	0	0	1						1.60	
			<b>12.40</b>												<b>10.45</b>	
Program Components			Factor													
Composition			2.00	3.00	3.50	3.00	2.75	3.25								3.08
Presentation			2.00	2.75	3.25	3.00	2.25	3.00								2.92
Skating Skills			2.00	2.75	3.50	3.00	2.50	3.25								3.00
<b>Judges Total Program Component Score (factored)</b>																<b>18.00</b>
<b>Deductions:</b>																<b>0.00</b>

Legend:		GOE	Grade of Execution	Jx	Judges (x=1-9)	Ref.	Referee
#	Sequence number						
!	Not clear edge	F	Fall				

# SWAN TROPHY INTERNATIONAL 2024

## ADVANCED NOVICE MEN

Cockburn Ice Arena	23 SEP 2024	15:20	Short Program
	24 SEP 2024	14:55	Free Skating

Size of Skating Arena:	30m*60m
Ice Conditions:	very good
Number of Entries:	1
Number of Participants:	1

Entry Withdrawn:

<b>Short Program</b>		
Duration:	2:20 +/- 10 seconds	
Segment Factor:	1.00	
<b>Program Component Factors:</b>	Composition	1.20
	Presentation	1.20
	Skating Skills	1.20

<b>Free Skating</b>		
Duration:	3:00 +/- 10 seconds	
Segment Factor:	1.00	
<b>Program Component Factors:</b>	Composition	2.40
	Presentation	2.40
	Skating Skills	2.40

**SWAN TROPHY INTERNATIONAL 2024**  
**PANEL OF JUDGES**  
**ADVANCED NOVICE MEN SHORT PROGRAM**  
**Officials**

Technical Controller	Mr. Steven HSU	ISU
Technical Specialist	Ms. Helen Hiu Tung TO	ISU
Technical Specialist	Ms. Sung Jin BYUN	ISU

**Judges**

Referee	Ms. Rebecca ANDREW	ISU
Judge No. 1	Ms. Chihee RHEE	KOR
Judge No. 2	Ms. Katrina HARBURN	AUS
Judge No. 3	Mr. Eddy WU	TPE
Judge No. 4	Ms. Katherine SPECHT	USA
Judge No. 5	Ms. Sandra WILLIAMSON-LEADLEY	NZL

**Data/Replay Operator**

Data Operator	Mr. Brooke CRAWFORD	ISU
Replay Operator	Mr. Andrew LAM	ISU

# SWAN TROPHY INTERNATIONAL 2024

## RESULTS

### ADVANCED NOVICE MEN

Pl.	Name Club	Nation	Total Score	SP	FS
1	Michael Yuchen DUAN	AUS	22.21	1	



**Ms. Rebecca ANDREW, ISU**

Referee



**Mr. Steven HSU, ISU**

Technical Controller

**Legend:**

**SP** Short Program      **FS** Free Skating      **Pl.** Place

**SWAN TROPHY INTERNATIONAL 2024**  
**JUDGES DETAILS PER SKATER**  
**ADVANCED NOVICE MEN SHORT PROGRAM**

Rank	Name	Nation	Starting Number	Total Segment Score	Total Element Score	Total Program Component Score (factored)	Total Deductions
1	Michael Yuchen DUAN	AUS	1	22.21	9.01	13.20	0.00

#	Executed Elements	Info	Base Value	GOE	J1	J2	J3	J4	J5	J6	J7	J8	J9	Ref.	Scores of Panel
1	CSSp		0.00	0.00	-	-	-	-	-						0.00
2	1A		1.10	0.15	2	1	2	0	1						1.25
3	2F+2T		3.10	-0.30	-1	-3	-1	-2	-2						2.80
4	2Lz		2.10	0.00	0	0	0	-1	0						2.10
5	CoSp*	F *	0.00	0.00	-	-	-	-	-						0.00
6	StSq2		2.60	0.26	1	1	0	1	2						2.86
			<b>8.90</b>												<b>9.01</b>
<b>Program Components</b>			<b>Factor</b>												
	Composition			1.20	4.75	4.00	3.25	4.00	3.50						3.83
	Presentation			1.20	4.75	3.75	3.25	3.50	3.75						3.67
	Skating Skills			1.20	4.75	3.75	3.25	3.25	3.50						3.50
	<b>Judges Total Program Component Score (factored)</b>														<b>13.20</b>
<b>Deductions:</b>															<b>0.00</b>

<b>Legend:</b>							
#	Sequence number	GOE	Grade of Execution	Jx	Judges (x=1-9)	Ref.	Referee
*	Invalid element	F	Fall				

**SWAN TROPHY INTERNATIONAL 2024**  
**PANEL OF JUDGES**  
**ADVANCED NOVICE MEN FREE SKATING**  
**Officials**

Technical Controller	Mr. Steven HSU	ISU
Technical Specialist	Ms. Helen Hiu Tung TO	ISU
Technical Specialist	Ms. Sung Jin BYUN	ISU

**Judges**

<b>Referee</b>	Ms. Rebecca ANDREW	ISU
<b>Judge No. 1</b>	Ms. Chihee RHEE	KOR
<b>Judge No. 2</b>	Ms. Katrina HARBURN	AUS
<b>Judge No. 3</b>	Mr. Eddy WU	TPE
<b>Judge No. 4</b>	Ms. Katherine SPECHT	USA
<b>Judge No. 5</b>	Ms. Sandra WILLIAMSON-LEADLEY	NZL

**Data/Replay Operator**

<b>Data Operator</b>	Mr. Brooke CRAWFORD	ISU
<b>Replay Operator</b>	Mr. Andrew LAM	ISU

**SWAN TROPHY INTERNATIONAL 2024  
RESULTS  
ADVANCED NOVICE MEN**

Pl.	Name Club	Nation	Total Score	SP	FS
1	Michael Yuchen DUAN	AUS	74.55	1	1



**Ms. Rebecca ANDREW, ISU**

Referee



**Mr. Steven HSU, ISU**

Technical Controller

<b>Legend:</b>				
SP	Short Program	FS	Free Skating	Pl. Place

**SWAN TROPHY INTERNATIONAL 2024**  
**JUDGES DETAILS PER SKATER**  
**ADVANCED NOVICE MEN FREE SKATING**

Rank	Name	Nation	Starting Number	Total Segment Score	Total Element Score	Total Program Component Score (factored)	Total Deductions									
1	Michael Yuchen DUAN	AUS	1	52.34	22.34	30.00	0.00									
#	Executed Elements	Info	Base Value	GOE	J1	J2	J3	J4	J5	J6	J7	J8	J9	Ref.	Scores of Panel	
1	2Lz+2T		3.40	0.00	0	0	0	-1	1						3.40	
2	2F1+2Lo+2Tq	!jq	4.80	-0.66	-4	-4	-2	-3	-4						4.14	
3	CCoSp2		2.50	0.08	-1	-1	1	1	1						2.58	
4	1A		1.10	0.11	1	1	0	1	1						1.21	
5	2Lo		1.70	0.06	1	0	0	0	1						1.76	
6	ChSq1		3.00	0.67	1	1	1	2	2						3.67	
7	2Lz		2.10	-0.21	0	-1	-1	-1	-1						1.89	
8	2F1	!	1.80	-0.18	-1	-1	-1	-1	-1						1.62	
9	FCSp2		2.30	-0.23	0	-1	-1	-1	-3						2.07	
			<b>22.70</b>												<b>22.34</b>	
Program Components			Factor													
Composition			2.40	4.50	3.75	3.50	4.25	4.25								4.08
Presentation			2.40	4.75	3.75	3.50	4.75	4.25								4.25
Skating Skills			2.40	5.00	3.75	3.50	4.25	4.50							4.17	
<b>Judges Total Program Component Score (factored)</b>															<b>30.00</b>	
<b>Deductions:</b>															<b>0.00</b>	

Legend:							
#	Sequence number	GOE	Grade of Execution	Jx	Judges (x=1-9)	Ref.	Referee
!	Not clear edge	q	Jump landed on the quarter				

# SWAN TROPHY INTERNATIONAL 2024

## ADVANCED NOVICE WOMEN

Cockburn Ice Arena	23 SEP 2024	14:40	Short Program
	25 SEP 2024	15:50	Free Skating

Size of Skating Arena:	30m*60m
Ice Conditions:	very good
Number of Entries:	7
Number of Participants:	7

Entry Withdrawn:
------------------

<b>Short Program</b>		
Duration:	2:20 +/- 10 seconds	
Segment Factor:	1.00	
<b>Program Component Factors:</b>	Composition	1.07
	Presentation	1.07
	Skating Skills	1.07

<b>Free Skating</b>		
Duration:	3:00 +/- 10 seconds	
Segment Factor:	1.00	
<b>Program Component Factors:</b>	Composition	2.13
	Presentation	2.13
	Skating Skills	2.13

**SWAN TROPHY INTERNATIONAL 2024**  
**PANEL OF JUDGES**  
**ADVANCED NOVICE WOMEN SHORT PROGRAM**  
**Officials**

Technical Controller	Mr. Steven HSU	ISU
Technical Specialist	Ms. Helen Hiu Tung TO	ISU
Technical Specialist	Ms. Sung Jin BYUN	ISU

**Judges**

<b>Referee</b>	Ms. Rebecca ANDREW	ISU
<b>Judge No. 1</b>	Ms. Chihee RHEE	KOR
<b>Judge No. 2</b>	Ms. Katrina HARBURN	AUS
<b>Judge No. 3</b>	Mr. Eddy WU	TPE
<b>Judge No. 4</b>	Ms. Katherine SPECHT	USA
<b>Judge No. 5</b>	Ms. Sandra WILLIAMSON-LEADLEY	NZL

**Data/Replay Operator**

<b>Data Operator</b>	Mr. Brooke CRAWFORD	ISU
<b>Replay Operator</b>	Mr. Andrew LAM	ISU

**SWAN TROPHY INTERNATIONAL 2024**  
**RESULTS**  
**ADVANCED NOVICE WOMEN**

Pl.	Name Club	Nation	Total Score	SP	FS
1	Cen Si LAI	TPE	33.57	1	
2	Ava HURLE	AUS	29.59	2	
3	Aaliyah MEDINA	AUS	26.87	3	
4	Annie WANG	AUS	25.46	4	
5	Mikayla SECI	AUS	24.11	5	
6	Iyla WILSON	AUS	21.53	6	
7	Bridget TAI	MAS	20.49	7	



**Ms. Rebecca ANDREW, ISU**

Referee



**Mr. Steven HSU, ISU**

Technical Controller

**Legend:**

**SP** Short Program      **FS** Free Skating      **Pl.** Place

**SWAN TROPHY INTERNATIONAL 2024**  
**JUDGES DETAILS PER SKATER**  
**ADVANCED NOVICE WOMEN SHORT PROGRAM**

Rank	Name	Nation	Starting Number	Total Segment Score	Total Element Score	Total Program Component Score (factored)	Total Deductions
1	Cen Si LAI	TPE	6	33.57	19.93	13.64	0.00

#	Executed Elements	Info	Base Value	GOE	J1	J2	J3	J4	J5	J6	J7	J8	J9	Bonus	Ref.	Scores of Panel
1	3Tqb	q b	4.20	-1.26	-3	-4	-2	-3	-3					1.00		3.94
2	2Ab	b	3.30	0.00	1	0	0	-1	0					1.00		4.30
3	LSp2		1.90	0.13	0	2	1	0	1							2.03
4	2Lz+2T		3.40	0.00	0	0	0	0	1							3.40
5	StSq2		2.60	0.26	1	1	0	1	1							2.86
6	CCoSp3		3.00	0.40	1	3	1	1	2							3.40
			<b>18.40</b>													<b>19.93</b>
<b>Program Components</b>			<b>Factor</b>													
	Composition			1.07	5.00	4.00	4.25	4.25	4.50							4.33
	Presentation			1.07	5.25	4.00	4.00	4.50	4.00							4.17
	Skating Skills			1.07	5.25	4.25	4.25	4.00	4.25							4.25
<b>Judges Total Program Component Score (factored)</b>																<b>13.64</b>

<b>Deductions:</b>	<b>0.00</b>
--------------------	-------------

Rank	Name	Nation	Starting Number	Total Segment Score	Total Element Score	Total Program Component Score (factored)	Total Deductions
2	Ava HURLE	AUS	5	29.59	16.75	12.84	0.00

#	Executed Elements	Info	Base Value	GOE	J1	J2	J3	J4	J5	J6	J7	J8	J9	Bonus	Ref.	Scores of Panel
1	2F		1.80	0.00	0	0	0	0	0							1.80
2	2Aqb	q b	3.30	-0.77	-2	-3	-2	-3	-1					1.00		3.53
3	CCoSp3		3.00	0.50	2	2	0	1	2							3.50
4	2Lz+2T		3.40	0.14	1	0	0	1	1							3.54
5	StSq1		1.80	0.06	0	1	0	-1	1							1.86
6	SSp3		2.10	0.42	2	2	2	0	2							2.52
			<b>15.40</b>													<b>16.75</b>
<b>Program Components</b>			<b>Factor</b>													
	Composition			1.07	4.50	4.25	3.75	3.25	4.00							4.00
	Presentation			1.07	4.50	4.00	3.75	3.50	4.25							4.00
	Skating Skills			1.07	4.75	4.00	3.75	3.25	4.25							4.00
<b>Judges Total Program Component Score (factored)</b>																<b>12.84</b>

<b>Deductions:</b>	<b>0.00</b>
--------------------	-------------

Rank	Name	Nation	Starting Number	Total Segment Score	Total Element Score	Total Program Component Score (factored)	Total Deductions
3	Aaliyah MEDINA	AUS	1	26.87	13.94	12.93	0.00

#	Executed Elements	Info	Base Value	GOE	J1	J2	J3	J4	J5	J6	J7	J8	J9	Bonus	Ref.	Scores of Panel
1	2F +2T		3.10	-0.12	0	-1	-1	0	-2							2.98
2	2Ab	b	3.30	-0.77	-1	-3	-2	-2	-3					1.00		3.53
3	SSp3		2.10	0.21	1	2	0	1	1							2.31
4	2Lz<<	<<	0.60	-0.28	-5	-4	-5	-5	-4							0.32
5	StSqB		1.50	0.00	0	0	-2	1	0							1.50
6	CCoSp3		3.00	0.30	1	1	0	1	1							3.30
			<b>13.60</b>													<b>13.94</b>
<b>Program Components</b>			<b>Factor</b>													
	Composition			1.07	4.50	4.00	3.25	4.25	4.25							4.17
	Presentation			1.07	4.00	4.00	3.25	4.00	4.00							4.00
	Skating Skills			1.07	4.25	4.00	3.25	3.75	4.00							3.92
<b>Judges Total Program Component Score (factored)</b>																<b>12.93</b>

<b>Deductions:</b>	<b>0.00</b>
--------------------	-------------

**SWAN TROPHY INTERNATIONAL 2024**  
**JUDGES DETAILS PER SKATER**  
**ADVANCED NOVICE WOMEN SHORT PROGRAM**

Rank	Name	Nation	Starting Number	Total Segment Score	Total Element Score	Total Program Component Score (factored)	Total Deductions
4	Annie WANG	AUS	3	25.46	14.94	10.52	0.00

#	Executed Elements	Info	Base Value	GOE	J1	J2	J3	J4	J5	J6	J7	J8	J9	Bonus	Ref.	Scores of Panel
1	2Lz+3T<<	<<	3.40	-0.91	-5	-5	-4	-4	-3							2.49
2	2Ab	b	3.30	-0.33	-1	-1	-2	-1	0					1.00		3.97
3	SSp3		2.10	0.21	1	1	-1	1	2							2.31
4	2F!	!	1.80	-0.18	0	-1	-1	-1	-1							1.62
5	CCoSp3		3.00	0.30	1	1	0	1	1							3.30
6	StSqB		1.50	-0.25	-1	-2	-2	-1	-2							1.25
			15.10													14.94
<b>Program Components</b>			<b>Factor</b>													
	Composition			1.07	3.75	3.25	3.25	3.50	2.75							3.33
	Presentation			1.07	3.75	3.00	3.00	3.00	3.00							3.00
	Skating Skills			1.07	4.00	3.75	3.50	3.25	3.25							3.50
	<b>Judges Total Program Component Score (factored)</b>															<b>10.52</b>

<b>Deductions:</b>	<b>0.00</b>
--------------------	-------------

Rank	Name	Nation	Starting Number	Total Segment Score	Total Element Score	Total Program Component Score (factored)	Total Deductions
5	Mikayla SECI	AUS	4	24.11	12.17	11.94	0.00

#	Executed Elements	Info	Base Value	GOE	J1	J2	J3	J4	J5	J6	J7	J8	J9	Ref.	Scores of Panel	
1	1A		1.10	0.11	1	1	1	1	1						1.21	
2	StSq1		1.80	0.18	1	1	1	1	2						1.98	
3	2F+2Tq		3.10	-0.42	-3	-4	-2	-2	-1						2.68	
4	2Lz<	<	1.68	-0.39	-2	-3	-2	-2	-3						1.29	
5	SSp3		2.10	0.21	1	1	1	1	1						2.31	
6	CCoSp3		3.00	-0.30	0	-1	-1	-1	-1						2.70	
			12.78												12.17	
<b>Program Components</b>			<b>Factor</b>													
	Composition			1.07	4.25	4.25	3.25	4.50	3.00							3.92
	Presentation			1.07	4.50	4.25	3.50	4.00	3.25							3.92
	Skating Skills			1.07	4.00	3.50	3.25	3.25	3.25							3.33
	<b>Judges Total Program Component Score (factored)</b>															<b>11.94</b>

<b>Deductions:</b>	<b>0.00</b>
--------------------	-------------

Rank	Name	Nation	Starting Number	Total Segment Score	Total Element Score	Total Program Component Score (factored)	Total Deductions
6	Iyla WILSON	AUS	7	21.53	10.03	11.50	0.00

#	Executed Elements	Info	Base Value	GOE	J1	J2	J3	J4	J5	J6	J7	J8	J9	Ref.	Scores of Panel	
1	1A		1.10	0.11	1	1	1	1	1						1.21	
2	StSqB		1.50	0.00	0	0	0	1	0						1.50	
3	2Lze+2T	e	2.98	-0.67	-4	-4	-4	-3	-4						2.31	
4	2F!	!	1.80	-0.18	-1	-1	-1	-1	-1						1.62	
5	CCoSp2		2.50	-0.50	-2	-1	-2	-2	-2						2.00	
6	SSp1		1.30	0.09	2	0	1	0	1						1.39	
			11.18												10.03	
<b>Program Components</b>			<b>Factor</b>													
	Composition			1.07	4.50	3.75	3.25	3.75	3.75							3.75
	Presentation			1.07	4.50	3.75	3.25	3.50	3.50							3.58
	Skating Skills			1.07	4.00	3.75	3.00	3.25	3.25							3.42
	<b>Judges Total Program Component Score (factored)</b>															<b>11.50</b>

<b>Deductions:</b>	<b>0.00</b>
--------------------	-------------

**SWAN TROPHY INTERNATIONAL 2024**  
**JUDGES DETAILS PER SKATER**  
**ADVANCED NOVICE WOMEN SHORT PROGRAM**

Rank	Name	Nation	Starting Number	Total Segment Score	Total Element Score	Total Program Component Score (factored)	Total Deductions								
7	Bridget TAI	MAS	2	20.49	10.23	10.26	0.00								
#	Executed Elements	Info	Base Value	GOE	J1	J2	J3	J4	J5	J6	J7	J8	J9	Ref.	Scores of Panel
1	2F+2Tq	q	3.10	-0.42	-2	-3	-2	-3	-2						2.68
2	2Lz		2.10	-0.35	-1	-2	-1	-2	-3						1.75
3	SSp2		1.60	-0.27	-1	-1	-3	-1	-3						1.33
4	StSqB		1.50	-0.30	0	-2	-2	-2	-3						1.20
5	1A		1.10	0.00	0	0	0	0	0						1.10
6	CCoSp2		2.50	-0.33	-1	0	-3	-1	-2						2.17
			<b>11.90</b>												<b>10.23</b>
Program Components			Factor												
	Composition		1.07	4.00	3.25	2.75	3.00	3.50							3.25
	Presentation		1.07	4.25	3.00	2.75	3.25	3.25							3.17
	Skating Skills		1.07	4.25	3.25	3.00	3.00	3.25							3.17
	<b>Judges Total Program Component Score (factored)</b>														<b>10.26</b>
<b>Deductions:</b>															<b>0.00</b>

Legend:							
#	Sequence number	GOE	Grade of Execution	Jx	Judges (x=1-9)	Ref.	Referee
e	Wrong edge	<	Under-rotated jump	<<	Downgraded jump	!	Not clear edge
q	Jump landed on the quarter	b	Bonus Point for jump added to the element score				

# SWAN TROPHY INTERNATIONAL 2024

## RESULTS

### ADVANCED NOVICE WOMEN

Pl.	Name Club	Nation	Total Score	SP	FS
1	Cen Si LAI	TPE	87.15	1	1
2	Ava HURLE	AUS	80.81	2	3
3	Aaliyah MEDINA	AUS	78.76	3	2
4	Annie WANG	AUS	73.94	4	4
5	Mikayla SECI	AUS	71.60	5	5
6	Iyla WILSON	AUS	66.88	6	6
7	Bridget TAI	MAS	58.44	7	7



**Ms. Rebecca ANDREW, ISU**

Referee



**Mr. Steven HSU, ISU**

Technical Controller

**Legend:**

**SP** Short Program      **FS** Free Skating      **Pl.** Place

**SWAN TROPHY INTERNATIONAL 2024**  
**PANEL OF JUDGES**  
**ADVANCED NOVICE WOMEN FREE SKATING**  
**Officials**

Technical Controller	Mr. Steven HSU	ISU
Technical Specialist	Ms. Sung Jin BYUN	ISU
Technical Specialist	Ms. Helen Hiu Tung TO	ISU

**Judges**

Referee	Ms. Rebecca ANDREW	ISU
Judge No. 1	Ms. Chihee RHEE	KOR
Judge No. 2	Ms. Katrina HARBURN	AUS
Judge No. 3	Mr. Eddy WU	TPE
Judge No. 4	Ms. Katherine SPECHT	USA
Judge No. 5	Ms. Sandra WILLIAMSON-LEADLEY	NZL

**Data/Replay Operator**

Data Operator	Mr. Brooke CRAWFORD	ISU
Replay Operator	Mr. Andrew LAM	ISU

**SWAN TROPHY INTERNATIONAL 2024**  
**JUDGES DETAILS PER SKATER**  
**ADVANCED NOVICE WOMEN FREE SKATING**

Rank	Name	Nation	Starting Number	Total Segment Score	Total Element Score	Total Program Component Score (factored)	Total Deductions
1	Cen Si LAI	TPE	7	53.58	25.71	27.87	0.00

#	Executed Elements	Info	Base Value	GOE	J1	J2	J3	J4	J5	J6	J7	J8	J9	Bonus	Ref.	Scores of Panel	
1	3Tq	F q	4.20	-2.10	-5	-5	-5	-5	-5							2.10	
2	2Ab+2T	b	4.60	-0.22	0	-1	0	-2	-1					1.00		5.38	
3	2Lz		2.10	-0.14	0	-1	0	-1	-1							1.96	
4	FCSp		0.00	0.00	-	-	-	-	-							0.00	
5	2A		3.30	-0.88	-1	-3	-2	-3	-3							2.42	
6	2F1+2Lo+2T	l	4.80	-0.36	-2	-2	-1	-2	-2							4.44	
7	ChSq1		3.00	0.67	1	2	0	1	2							3.67	
8	2Lz		2.10	0.14	0	1	2	0	1							2.24	
9	CCoSp3		3.00	0.50	2	2	2	1	1							3.50	
			<b>27.10</b>													<b>25.71</b>	
<b>Program Components</b>			<b>Factor</b>														
Composition			2.13	4.50	4.50	4.50	3.50	4.25									4.42
Presentation			2.13	4.50	4.50	4.25	3.75	4.50									4.42
Skating Skills			2.13	4.25	4.25	4.25	3.00	4.25									4.25
<b>Judges Total Program Component Score (factored)</b>																	<b>27.87</b>

<b>Deductions:</b>	<b>0.00</b>
--------------------	-------------

Rank	Name	Nation	Starting Number	Total Segment Score	Total Element Score	Total Program Component Score (factored)	Total Deductions
2	Aaliyah MEDINA	AUS	5	51.89	25.63	26.26	0.00

#	Executed Elements	Info	Base Value	GOE	J1	J2	J3	J4	J5	J6	J7	J8	J9	Bonus	Ref.	Scores of Panel	
1	2Lz+1A+1A+SEQ		4.30	0.21	1	1	1	1	1							4.51	
2	2F+2T		3.10	-0.06	0	-1	-1	0	0							3.04	
3	2F1	l	1.80	-0.18	-1	0	-1	-1	-1							1.62	
4	2Ab	b	3.30	0.00	0	0	0	-1	0					1.00		4.30	
5	FCSp2		2.30	0.23	1	1	2	0	1							2.53	
6	2S		1.30	0.13	1	1	1	2	1							1.43	
7	ChSq1		3.00	0.33	-2	1	0	1	2							3.33	
8	2Lz		2.10	-0.63	-4	-3	-3	-3	-3							1.47	
9	CCoSp3		3.00	0.40	1	2	1	0	2							3.40	
			<b>24.20</b>													<b>25.63</b>	
<b>Program Components</b>			<b>Factor</b>														
Composition			2.13	3.75	4.50	4.25	3.75	4.75									4.17
Presentation			2.13	4.00	4.25	4.00	3.50	4.50									4.08
Skating Skills			2.13	4.00	4.25	4.00	3.50	4.25									4.08
<b>Judges Total Program Component Score (factored)</b>																	<b>26.26</b>

<b>Deductions:</b>	<b>0.00</b>
--------------------	-------------

**SWAN TROPHY INTERNATIONAL 2024**  
**JUDGES DETAILS PER SKATER**  
**ADVANCED NOVICE WOMEN FREE SKATING**

Rank	Name	Nation	Starting Number	Total Segment Score	Total Element Score	Total Program Component Score (factored)	Total Deductions
3	Ava HURLE	AUS	6	51.22	25.66	25.56	0.00

#	Executed Elements	Info	Base Value	GOE	J1	J2	J3	J4	J5	J6	J7	J8	J9	Bonus	Ref.	Scores of Panel	
1	2Aqb+2T+2Loq	q b q	6.30	-1.32	-4	-4	-3	-4	-5							5.98	
2	2Lz		2.10	0.00	0	1	0	0	0					1.00		2.10	
3	CCoSp2		2.50	0.33	2	1	1	1	2							2.83	
4	2Lz		2.10	0.14	1	1	1	1	0							2.24	
5	2F+2Loq	q	3.50	-0.36	-2	-2	-2	-2	-2							3.14	
6	2F		1.80	0.00	0	0	0	0	1							1.80	
7	ChSq1		3.00	0.00	0	0	0	-1	1							3.00	
8	2S		1.30	0.00	1	0	0	0	0							1.30	
9	FCSp3		2.80	0.47	2	1	2	1	2							3.27	
			<b>25.40</b>													<b>25.66</b>	
<b>Program Components</b>			<b>Factor</b>														
Composition				2.13	4.25	3.75	4.00	3.25	4.75								4.00
Presentation				2.13	4.75	3.75	4.00	3.50	4.25								4.00
Skating Skills				2.13	4.25	3.75	4.00	3.25	4.50								4.00
<b>Judges Total Program Component Score (factored)</b>																<b>25.56</b>	

<b>Deductions:</b>	<b>0.00</b>
--------------------	-------------

Rank	Name	Nation	Starting Number	Total Segment Score	Total Element Score	Total Program Component Score (factored)	Total Deductions
4	Annie WANG	AUS	4	48.48	25.39	23.09	0.00

#	Executed Elements	Info	Base Value	GOE	J1	J2	J3	J4	J5	J6	J7	J8	J9	Bonus	Ref.	Scores of Panel	
1	2Lz+2Lo	F	3.80	-1.05	-5	-5	-5	-5	-4							2.75	
2	2Ab+2T	b	4.60	0.00	0	0	0	1	-1					1.00		5.60	
3	2A		3.30	-0.11	0	0	-1	0	-1							3.19	
4	FCSp3		2.80	0.09	0	-2	0	1	1							2.89	
5	2Lo		1.70	0.06	1	0	0	0	1							1.76	
6	2F!	!	1.80	-0.18	0	-1	-1	-1	-1							1.62	
7	ChSq1		3.00	-0.83	-1	-2	-2	-4	1							2.17	
8	2Lz		2.10	0.21	1	1	0	1	1							2.31	
9	CCoSp3		3.00	0.10	0	0	-1	1	1							3.10	
			<b>26.10</b>													<b>25.39</b>	
<b>Program Components</b>			<b>Factor</b>														
Composition				2.13	4.25	3.25	3.50	3.00	4.50								3.67
Presentation				2.13	3.75	3.00	3.00	2.00	4.25								3.25
Skating Skills				2.13	4.50	4.00	3.75	3.25	4.00								3.92
<b>Judges Total Program Component Score (factored)</b>																<b>23.09</b>	

<b>Deductions:</b>	<b>0.00</b>
--------------------	-------------

**SWAN TROPHY INTERNATIONAL 2024**  
**JUDGES DETAILS PER SKATER**  
**ADVANCED NOVICE WOMEN FREE SKATING**

Rank	Name	Nation	Starting Number	Total Segment Score	Total Element Score	Total Program Component Score (factored)	Total Deductions
5	Mikayla SECI	AUS	3	47.49	22.63	24.86	0.00

#	Executed Elements	Info	Base Value	GOE	J1	J2	J3	J4	J5	J6	J7	J8	J9	Ref.	Scores of Panel	
1	1A		1.10	0.11	1	1	1	1	1						1.21	
2	2F+2Lo+1A+SEQ		4.60	-0.06	0	-1	0	-1	0						4.54	
3	2Lz+2T		3.40	-0.14	0	-1	0	-1	-1						3.26	
4	2Lz	F	2.10	-1.05	-5	-5	-5	-5	-5						1.05	
5	2Lo		1.70	0.00	0	0	0	0	1						1.70	
6	2F		1.80	-0.18	0	-2	-1	-1	-1						1.62	
7	FCSp3		2.80	0.28	1	0	1	1	1						3.08	
8	ChSq1		3.00	0.50	1	1	1	1	2						3.50	
9	CCoSp2		2.50	0.17	1	1	1	0	-2						2.67	
			<b>23.00</b>												<b>22.63</b>	
<b>Program Components</b>			<b>Factor</b>													
Composition			2.13	4.25	4.00	3.75	3.50	4.25								4.00
Presentation			2.13	4.25	4.00	4.00	3.75	4.00								4.00
Skating Skills			2.13	4.25	3.75	3.50	3.00	3.75								3.67
<b>Judges Total Program Component Score (factored)</b>																<b>24.86</b>

**Deductions:**

**0.00**

Rank	Name	Nation	Starting Number	Total Segment Score	Total Element Score	Total Program Component Score (factored)	Total Deductions
6	Iyla WILSON	AUS	2	45.35	22.97	22.38	0.00

#	Executed Elements	Info	Base Value	GOE	J1	J2	J3	J4	J5	J6	J7	J8	J9	Ref.	Scores of Panel	
1	2F+2T+1A+SEQ		4.20	0.00	0	0	0	0	1						4.20	
2	2Lz+2T		3.40	0.07	1	0	0	0	1						3.47	
3	CCoSp3		3.00	0.30	2	1	1	1	1						3.30	
4	2S		1.30	0.00	0	0	0	0	0						1.30	
5	ChSq1		3.00	0.33	1	0	0	1	1						3.33	
6	2Lz!	!	2.10	-0.35	-1	-1	-1	-3	-3						1.75	
7	2F		1.80	0.00	1	0	0	0	0						1.80	
8	2S		1.30	0.09	1	1	0	0	1						1.39	
9	FCCSp3		2.80	-0.37	0	0	-1	-3	-3						2.43	
			<b>22.90</b>												<b>22.97</b>	
<b>Program Components</b>			<b>Factor</b>													
Composition			2.13	3.50	3.50	3.75	3.25	3.50								3.50
Presentation			2.13	4.25	3.50	3.50	3.50	3.00								3.50
Skating Skills			2.13	4.00	3.75	3.50	3.25	3.25								3.50
<b>Judges Total Program Component Score (factored)</b>																<b>22.38</b>

**Deductions:**

**0.00**

**SWAN TROPHY INTERNATIONAL 2024**  
**JUDGES DETAILS PER SKATER**  
**ADVANCED NOVICE WOMEN FREE SKATING**

Rank	Name	Nation	Starting Number	Total Segment Score	Total Element Score	Total Program Component Score (factored)				Total Deductions						
7	Bridget TAI	MAS	1	37.95	18.44	19.51				0.00						
#	Executed Elements	Info	Base Value	GOE	J1	J2	J3	J4	J5	J6	J7	J8	J9	Ref.	Scores of Panel	
1	2Lz+2T<<+1A+SEQ	<<	3.60	-0.63	-3	-4	-3	-3	-3						2.97	
2	2F+2T<<	<<	2.20	-0.60	-3	-4	-3	-4	-3						1.60	
3	2Lo		1.70	-0.23	0	-2	-1	-4	-1						1.47	
4	ChSq1		3.00	0.17	0	-2	1	0	1						3.17	
5	2Lzq	q	2.10	-0.42	-2	-2	-2	-3	-2						1.68	
6	2F		1.80	0.00	0	0	0	-1	1						1.80	
7	CCoSp2		2.50	0.00	1	-2	0	-1	1						2.50	
8	1A		1.10	0.00	0	0	0	0	-1						1.10	
9	FCSp2		2.30	-0.15	0	-2	0	-2	1						2.15	
			<b>20.30</b>												<b>18.44</b>	
Program Components			Factor													
Composition			2.13	3.00	3.00	3.25	2.75	3.25								3.08
Presentation			2.13	3.50	3.00	3.25	2.50	2.75								3.00
Skating Skills			2.13	3.50	3.00	3.25	2.75	3.00								3.08
<b>Judges Total Program Component Score (factored)</b>																<b>19.51</b>
<b>Deductions:</b>															<b>0.00</b>	

Legend:							
#	Sequence number	GOE	Grade of Execution	Jx	Judges (x=1-9)	Ref.	Referee
<<	Downgraded jump	!	Not clear edge	F	Fall	q	Jump landed on the quarter
b	Bonus Point for jump added to the element score						

# SWAN TROPHY INTERNATIONAL 2024

## JUNIOR WOMEN

Cockburn Ice Arena	23 SEP 2024	13:00	Short Program
	25 SEP 2024	13:00	Free Skating

Size of Skating Arena:	30m*60m
Ice Conditions:	very good
Number of Entries:	10
Number of Participants:	10

Entry Withdrawn:
------------------

<b>Short Program</b>			
Duration:	2:40 +/- 10 seconds		
Segment Factor:	1.00		
<b>Program Component Factors:</b>	Composition		1.33
	Presentation		1.33
	Skating Skills		1.33

<b>Free Skating</b>			
Duration:	3:30 +/- 10 seconds		
Segment Factor:	1.00		
<b>Program Component Factors:</b>	Composition		2.67
	Presentation		2.67
	Skating Skills		2.67

# SWAN TROPHY INTERNATIONAL 2024

## PANEL OF JUDGES

### JUNIOR WOMEN SHORT PROGRAM

#### Officials

Technical Controller	Ms. Sandra WILLIAMSON-LEADLEY	ISU
Technical Specialist	Ms. Sung Jin BYUN	ISU
Technical Specialist	Ms. Helen Hiu Tung TO	ISU

#### Judges

Referee	Ms. Rebecca ANDREW	ISU
Judge No. 1	Mr. Steven HSU	USA
Judge No. 2	Ms. Katrina HARBURN	AUS
Judge No. 3	Ms. Chihee RHEE	KOR
Judge No. 4	Ms. Katherine SPECHT	USA
Judge No. 5	Ms. Kylie Anne YACOPETTI	AUS

#### Data/Replay Operator

Data Operator	Mr. Andrew LAM	ISU
Replay Operator	Mr. Brooke CRAWFORD	ISU

# SWAN TROPHY INTERNATIONAL 2024

## RESULTS


### JUNIOR WOMEN

Pl.	Name Club	Nation	Total Score	SP	FS
1	Hana BATH	AUS	50.97	1	
2	Renee TSAI	NZL	44.25	2	
3	Ava BURNS	AUS	35.72	3	
4	Qiwen AIXINJUELUO	NZL	33.67	4	
5	Hope ROWE	AUS	30.42	5	
6	Ann KYLE	AUS	30.04	6	
7	Pauline GORELIK	AUS	29.88	7	
8	Jazmyn EVANGELOU	NZL	28.28	8	
9	Kate Ying THOMSON	AUS	27.65	9	
10	Tamara GUINDI	AUS	27.57	10	



**Ms. Rebecca ANDREW, ISU**

Referee



**Ms. Sandra WILLIAMSON-LEADLEY, ISU**

Technical Controller

**Legend:**

**SP** Short Program      **FS** Free Skating      **Pl.** Place

**SWAN TROPHY INTERNATIONAL 2024**  
**JUDGES DETAILS PER SKATER**  
**JUNIOR WOMEN SHORT PROGRAM**

Rank	Name	Nation	Starting Number	Total Segment Score	Total Element Score	Total Program Component Score (factored)	Total Deductions
1	Hana BATH	AUS	8	60.97	28.35	22.62	0.00

#	Executed Elements	Info	Base Value	GOE	J1	J2	J3	J4	J5	J6	J7	J8	J9	Ref.	Scores of Panel
1	2A		3.30	0.88	3	2	2	4	3						4.18
2	FCSp		0.00	0.00	-	-	-	-	-						0.00
3	3F		5.30	0.53	1	1	1	1	1						5.83
4	2Lz+3T		6.93	x 0.42	1	1	1	2	0						7.35
5	StSq4		3.90	0.78	2	1	2	2	2						4.68
6	SSp4		2.50	0.08	1	0	1	0	0						2.58
7	CCoSp4		3.50	0.23	1	1	-1	0	1						3.73
			<b>25.43</b>												<b>28.35</b>
<b>Program Components</b>			<b>Factor</b>												
	Composition		1.33	6.00	5.75	5.25	6.25	5.00							5.67
	Presentation		1.33	5.25	5.50	5.25	5.75	5.50							5.42
	Skating Skills		1.33	5.75	5.75	6.00	6.50	6.00							5.92
	<b>Judges Total Program Component Score (factored)</b>														<b>22.62</b>

**Deductions:** 0.00

Rank	Name	Nation	Starting Number	Total Segment Score	Total Element Score	Total Program Component Score (factored)	Total Deductions
2	Renee TSAI	NZL	6	44.25	24.07	21.18	-1.00

#	Executed Elements	Info	Base Value	GOE	J1	J2	J3	J4	J5	J6	J7	J8	J9	Ref.	Scores of Panel
1	3F<	<	4.24	-0.85	-3	-2	-2	-2	-2						3.39
2	3Tq+COMBO	F q	4.20	-2.10	-5	-5	-5	-5	-5						2.10
3	FCSp4		3.20	0.75	2	2	0	3	3						3.95
4	2A		3.63	x 0.00	-1	0	0	0	0						3.63
5	CCoSp4		3.50	1.05	1	3	2	4	4						4.55
6	StSq2		2.60	0.52	1	2	2	2	2						3.12
7	LSp4		2.70	0.63	2	3	2	2	3						3.33
			<b>24.07</b>												<b>24.07</b>
<b>Program Components</b>			<b>Factor</b>												
	Composition		1.33	3.75	5.75	4.75	5.75	5.00							5.17
	Presentation		1.33	4.50	5.75	5.50	5.50	5.25							5.42
	Skating Skills		1.33	4.25	5.50	5.25	5.50	5.25							5.33
	<b>Judges Total Program Component Score (factored)</b>														<b>21.18</b>

**Deductions:** Falls -1.00 (1) -1.00

Rank	Name	Nation	Starting Number	Total Segment Score	Total Element Score	Total Program Component Score (factored)	Total Deductions
3	Ava BURNS	AUS	7	35.72	19.31	16.41	0.00

#	Executed Elements	Info	Base Value	GOE	J1	J2	J3	J4	J5	J6	J7	J8	J9	Ref.	Scores of Panel
1	2A		3.30	-0.44	-2	-2	-1	-1	-1						2.86
2	2Lz+2Lo		3.80	-0.56	-3	-2	-2	-3	-4						3.24
3	CCoSp4		3.50	0.00	0	0	0	1	0						3.50
4	StSq3		3.30	0.00	0	-1	0	1	0						3.30
5	2Fe	e	1.58	x -0.14	-2	-1	-1	-1	0						1.44
6	SSp3		2.10	0.07	0	0	2	0	1						2.17
7	FCSp3		2.80	0.00	1	-1	1	0	-1						2.80
			<b>20.38</b>												<b>19.31</b>
<b>Program Components</b>			<b>Factor</b>												
	Composition		1.33	3.75	4.00	5.00	4.25	4.25							4.17
	Presentation		1.33	4.00	3.75	4.75	3.75	4.50							4.08
	Skating Skills		1.33	3.50	4.00	4.75	3.75	4.50							4.08
	<b>Judges Total Program Component Score (factored)</b>														<b>16.41</b>

**Deductions:** 0.00

**SWAN TROPHY INTERNATIONAL 2024**  
**JUDGES DETAILS PER SKATER**  
**JUNIOR WOMEN SHORT PROGRAM**

Rank	Name	Nation	Starting Number	Total Segment Score	Total Element Score	Total Program Component Score (factored)	Total Deductions
4	Qiwen AIXINJUELUO	NZL	5	33.67	17.26	16.41	0.00

#	Executed Elements	Info	Base Value	GOE	J1	J2	J3	J4	J5	J6	J7	J8	J9	Ref.	Scores of Panel
1	2A<<	<<	1.10	-0.51	-5	-4	-3	-5	-5						0.59
2	2F		1.80	0.00	0	0	1	0	0						1.80
3	CCoSp4		3.50	0.12	0	2	1	0	0						3.62
4	2Lzq+2T	q	3.74	x -0.28	-2	-1	-1	-1	-2						3.46
5	LSp2		1.90	-0.51	-4	-3	-2	-2	-3						1.39
6	FCSp4		3.20	-0.21	-2	0	0	2	-2						2.99
7	StSq3		3.30	0.11	1	0	0	2	-2						3.41
			<b>18.54</b>												<b>17.26</b>
<b>Program Components</b>			<b>Factor</b>												
	Composition			1.33	2.75	4.25	4.50	5.00	4.00						4.25
	Presentation			1.33	3.25	4.00	5.00	4.25	4.25						4.17
	Skating Skills			1.33	3.50	3.50	5.00	4.50	3.75						3.92
	<b>Judges Total Program Component Score (factored)</b>														<b>16.41</b>

<b>Deductions:</b>	<b>0.00</b>
--------------------	-------------

Rank	Name	Nation	Starting Number	Total Segment Score	Total Element Score	Total Program Component Score (factored)	Total Deductions
5	Hope ROWE	AUS	1	30.42	16.02	14.40	0.00

#	Executed Elements	Info	Base Value	GOE	J1	J2	J3	J4	J5	J6	J7	J8	J9	Ref.	Scores of Panel
1	2F		1.80	0.06	0	0	1	1	-1						1.86
2	2A		3.30	-0.66	-2	-2	-2	-2	-2						2.64
3	FCSp2		2.30	-0.15	0	-1	0	-1	-1						2.15
4	CCoSp3		3.00	-0.50	-1	-2	0	-2	-2						2.50
5	2Lo+2T	x	3.30	-0.45	-2	-3	-2	-3	-3						2.85
6	StSq2		2.60	-0.35	-1	-1	-1	-2	-2						2.25
7	LSp2		1.90	-0.13	0	-1	-1	1	-2						1.77
			<b>18.20</b>												<b>16.02</b>
<b>Program Components</b>			<b>Factor</b>												
	Composition			1.33	3.50	3.50	4.50	4.25	3.75						3.83
	Presentation			1.33	3.25	3.25	4.25	4.00	3.50						3.58
	Skating Skills			1.33	3.25	3.50	4.25	3.25	3.50						3.42
	<b>Judges Total Program Component Score (factored)</b>														<b>14.40</b>

<b>Deductions:</b>	<b>0.00</b>
--------------------	-------------

Rank	Name	Nation	Starting Number	Total Segment Score	Total Element Score	Total Program Component Score (factored)	Total Deductions
6	Ann KYLE	AUS	10	30.04	13.64	16.40	0.00

#	Executed Elements	Info	Base Value	GOE	J1	J2	J3	J4	J5	J6	J7	J8	J9	Ref.	Scores of Panel
1	2LzI+2T	I	3.40	-0.42	-2	-2	-2	-1	-2						2.98
2	2A<<	<<	1.10	-0.44	-5	-4	-3	-4	-4						0.66
3	2F		1.80	0.12	1	0	1	1	0						1.92
4	FCSp4		3.20	0.21	1	1	0	1	-2						3.41
5	StSq3		3.30	0.22	1	1	0	1	-2						3.52
6	CCoSp1V		1.50	-0.35	-2	0	-3	-3	-2						1.15
7	SSp		0.00	0.00	-	-	-	-	-						0.00
			<b>14.30</b>												<b>13.64</b>
<b>Program Components</b>			<b>Factor</b>												
	Composition			1.33	4.50	4.25	4.50	4.25	4.00						4.33
	Presentation			1.33	4.25	4.00	4.75	4.00	4.25						4.17
	Skating Skills			1.33	3.75	3.75	4.75	4.00	3.75						3.83
	<b>Judges Total Program Component Score (factored)</b>														<b>16.40</b>

<b>Deductions:</b>	<b>0.00</b>
--------------------	-------------

**SWAN TROPHY INTERNATIONAL 2024**  
**JUDGES DETAILS PER SKATER**  
**JUNIOR WOMEN SHORT PROGRAM**

Rank	Name	Nation	Starting Number	Total Segment Score	Total Element Score	Total Program Component Score (factored)			Total Deductions						
7	Pauline GORELIK	AUS	2	29.88	15.03	15.85			-1.00						
#	Executed Elements	Info	Base Value	GOE	J1	J2	J3	J4	J5	J6	J7	J8	J9	Ref.	Scores of Panel
1	3Lz<<+COMBO	T <<	2.10	-1.05	-5	-5	-5	-5	-5						1.05
2	2Aq+2T*	q *	3.30	-1.65	-5	-5	-5	-5	-5						1.65
3	LSp3		2.40	-0.16	-2	0	0	-1	-1						2.24
4	CCoSp3		3.00	0.30	0	1	1	1	1						3.30
5	2FI		1.98	x -0.18	-2	-1	0	-1	-1						1.80
6	FCSp2		2.30	0.00	-1	0	0	0	1						2.30
7	StSq2		2.60	0.09	-1	1	-1	1	1						2.69
			<b>17.68</b>												<b>15.03</b>
Program Components			Factor												
Composition			1.33	3.00	4.00	3.75	4.00	4.00			3.92				
Presentation			1.33	2.75	3.75	4.00	3.75	3.75			3.75				
Skating Skills			1.33	3.50	3.75	4.50	4.50	4.50			4.25				
<b>Judges Total Program Component Score (factored)</b>										<b>15.85</b>					
<b>Deductions:</b>			Falls	-1.00 (1)						<b>-1.00</b>					

Rank	Name	Nation	Starting Number	Total Segment Score	Total Element Score	Total Program Component Score (factored)			Total Deductions						
8	Jazmyn EVANGELOU	NZL	9	28.28	13.44	15.84			-1.00						
#	Executed Elements	Info	Base Value	GOE	J1	J2	J3	J4	J5	J6	J7	J8	J9	Ref.	Scores of Panel
1	2A	T	3.30	-1.65	-5	-5	-5	-5	-5						1.65
2	FCSp3		2.80	0.37	1	1	2	1	2						3.17
3	2FI		1.80	-0.72	-4	-4	-4	-3	-4						1.08
4	CCoSp2V		1.88	-0.56	-4	1	-4	-2	-3						1.32
5	StSq1		1.80	-0.18	0	-1	-2	-2	0						1.62
6	2Lz+2Lo		4.18	x -0.84	-4	-3	-4	-4	-4						3.34
7	SSp1		1.30	-0.04	0	1	-1	-1	0						1.26
			<b>17.06</b>												<b>13.44</b>
Program Components			Factor												
Composition			1.33	4.75	3.75	4.25	3.75	4.25			4.08				
Presentation			1.33	4.25	3.75	4.00	3.25	4.50			4.00				
Skating Skills			1.33	4.00	3.75	3.75	3.25	4.00			3.83				
<b>Judges Total Program Component Score (factored)</b>										<b>15.84</b>					
<b>Deductions:</b>			Falls	-1.00 (1)						<b>-1.00</b>					

**SWAN TROPHY INTERNATIONAL 2024**  
**JUDGES DETAILS PER SKATER**  
**JUNIOR WOMEN SHORT PROGRAM**

Rank	Name	Nation	Starting Number	Total Segment Score	Total Element Score	Total Program Component Score (factored)			Total Deductions						
9	Kate Ying THOMSON	AUS	3	27.65	13.80	14.85			-1.00						
#	Executed Elements	Info	Base Value	GOE	J1	J2	J3	J4	J5	J6	J7	J8	J9	Ref.	Scores of Panel
1	2Lz+2T		3.40	-0.21	-1	-1	-1	-1	-1						3.19
2	2F!	!	1.80	-0.72	-4	-4	-4	-3	-4						1.08
3	FCSp2		2.30	-0.69	-3	-3	-4	-2	-3						1.61
4	2A<<	F <<	1.21	x -0.55	-5	-5	-5	-5	-5						0.66
5	CCoSp3		3.00	-0.20	-2	-1	-3	1	1						2.80
6	StSq2		2.60	-0.17	-1	0	-1	-1	0						2.43
7	SSp3		2.10	-0.07	0	-1	0	-1	0						2.03
			<b>16.41</b>												<b>13.80</b>
Program Components			Factor												
Composition			1.33	3.75	3.75	4.25	3.50	4.25						3.92	
Presentation			1.33	3.50	3.75	4.00	3.75	4.50						3.83	
Skating Skills			1.33	3.00	3.50	3.50	3.25	4.00						3.42	
<b>Judges Total Program Component Score (factored)</b>														<b>14.85</b>	
<b>Deductions:</b>			Falls	-1.00 (1)											<b>-1.00</b>

Rank	Name	Nation	Starting Number	Total Segment Score	Total Element Score	Total Program Component Score (factored)			Total Deductions						
10	Tamara GUINDI	AUS	4	27.57	11.50	17.07			-1.00						
#	Executed Elements	Info	Base Value	GOE	J1	J2	J3	J4	J5	J6	J7	J8	J9	Ref.	Scores of Panel
1	2S+2T		2.60	-0.26	-2	-1	-2	-2	-2						2.34
2	2F		1.80	0.18	2	1	1	1	1						1.98
3	SSp2		1.60	0.11	0	1	1	1	-1						1.71
4	2A<<	F <<	1.21	x -0.55	-5	-5	-5	-5	-5						0.66
5	CCoSp2		2.50	-0.42	-2	-2	-2	-1	-1						2.08
6	StSqB		1.50	0.00	0	0	0	1	-1						1.50
7	FCSpB		1.60	-0.37	-2	-2	-2	-3	-3						1.23
			<b>12.81</b>												<b>11.50</b>
Program Components			Factor												
Composition			1.33	4.50	4.25	4.50	4.75	4.50						4.50	
Presentation			1.33	4.25	4.00	4.50	4.00	3.75						4.08	
Skating Skills			1.33	3.75	4.00	4.75	4.50	4.25						4.25	
<b>Judges Total Program Component Score (factored)</b>														<b>17.07</b>	
<b>Deductions:</b>			Falls	-1.00 (1)											<b>-1.00</b>

Legend:							
#	Sequence number	GOE	Grade of Execution	Jx	Judges (x=1-9)	Ref.	Referee
*	Invalid element	e	Wrong edge	<	Under-rotated jump	<<	Downgraded jump
x	Credit for highlight distribution, base value multiplied by 1.1			!	Not clear edge	F	Fall
q	Jump landed on the quarter						

# SWAN TROPHY INTERNATIONAL 2024

## PANEL OF JUDGES

### JUNIOR WOMEN FREE SKATING

#### Officials

Technical Controller	Ms. Sandra WILLIAMSON-LEADLEY	ISU
Technical Specialist	Ms. Sung Jin BYUN	ISU
Technical Specialist	Ms. Helen Hiu Tung TO	ISU

#### Judges

Referee	Ms. Rebecca ANDREW	ISU
Judge No. 1	Ms. Chihee RHEE	KOR
Judge No. 2	Ms. Katrina HARBURN	AUS
Judge No. 3	Ms. Kylie Anne YACOPETTI	AUS
Judge No. 4	Ms. Katherine SPECHT	USA
Judge No. 5	Mr. Steven HSU	USA

#### Data/Replay Operator

Data Operator	Mr. Brooke CRAWFORD	ISU
Replay Operator	Mr. Andrew LAM	ISU

# SWAN TROPHY INTERNATIONAL 2024

## RESULTS

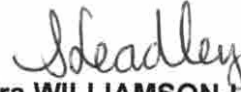
### JUNIOR WOMEN

Pl.	Name Club	Nation	Total Score	SP	FS
1	Hana BATH	AUS	164.16	1	1
2	Renee TSAI	NZL	120.78	2	2
3	Ava BURNS	AUS	98.42	3	3
4	Qiwen AIXINJUELUO	NZL	93.82	4	5
5	Ann KYLE	AUS	91.77	6	4
6	Jazmyn EVANGELOU	NZL	84.65	8	6
7	Pauline GORELIK	AUS	81.39	7	7
8	Hope ROWE	AUS	80.46	5	8
9	Kate Ying THOMSON	AUS	76.58	9	9
10	Tamara GUINDI	AUS	72.41	10	10



**Ms. Rebecca ANDREW, ISU**

Referee



**Ms. Sandra WILLIAMSON-LEADLEY, ISU**

Technical Controller

**Legend:**

**SP** Short Program      **FS** Free Skating      **Pl.** Place

**SWAN TROPHY INTERNATIONAL 2024**  
**JUDGES DETAILS PER SKATER**  
**JUNIOR WOMEN FREE SKATING**

Rank	Name	Nation	Starting Number	Total Segment Score	Total Element Score	Total Program Component Score (factored)				Total Deductions						
1	Hana BATH	AUS	10	113.19	64.56	49.63				-1.00						
#	Executed Elements	Info	Base Value	GOE	J1	J2	J3	J4	J5	J6	J7	J8	J9	Ref.	Scores of Panel	
1	3Lo		4.90	1.31	0	3	2	3	3						6.21	
2	3A<<	F <<	3.30	-1.65	-5	-5	-5	-5	-5						1.65	
3	3Lz+3T		10.10	0.98	1	2	2	2	1						11.08	
4	3F		5.30	0.53	1	2	1	0	1						5.83	
5	CCoSp4		3.50	0.58	1	2	1	2	2						4.08	
6	3Lz+2A+2A+SEQ		13.75	x 0.00	1	0	0	0	-1						13.75	
7	3F+2T		7.26	x 0.53	1	2	1	1	1						7.79	
8	ChSq1		3.00	1.17	1	3	0	3	3						4.17	
9	3Sq	q	4.73	x -2.01	-5	-5	-4	-4	-5						2.72	
10	FCSp4		3.20	0.00	0	0	0	1	0						3.20	
11	FCCoSp4		3.50	0.58	1	2	1	2	2						4.08	
			<b>62.54</b>												<b>64.56</b>	
Program Components			Factor													
Composition			2.67	5.75	6.50	4.50	6.25	6.50								6.17
Presentation			2.67	6.00	6.75	5.25	6.00	6.00								6.00
Skating Skills			2.67	6.25	6.75	5.75	6.75	6.25								6.42
<b>Judges Total Program Component Score (factored)</b>																<b>49.63</b>
<b>Deductions:</b>			Falls												-1.00 (1)	
<b>-1.00</b>																

Rank	Name	Nation	Starting Number	Total Segment Score	Total Element Score	Total Program Component Score (factored)				Total Deductions						
2	Renee TSAI	NZL	9	76.53	39.48	38.05				-1.00						
#	Executed Elements	Info	Base Value	GOE	J1	J2	J3	J4	J5	J6	J7	J8	J9	Ref.	Scores of Panel	
1	3T+2T		5.50	0.14	1	1	0	0	0						5.64	
2	3S		4.30	-1.72	-4	-3	-4	-4	-4						2.58	
3	3S+1A+1Lo+SEQ		5.90	-0.14	0	0	0	-1	-3						5.76	
4	3Tq	F q	4.20	-2.10	-5	-5	-5	-5	-5						2.10	
5	CCoSp4		3.50	0.82	2	3	2	3	2						4.32	
6	2A<	<	2.90	x -0.53	-1	-2	-2	-2	-2						2.37	
7	2A<+2T	<	4.33	x -0.53	-2	-2	-2	-2	-2						3.80	
8	CCSp4		3.20	0.53	1	3	2	2	1						3.73	
9	2Lz		2.31	x 0.07	1	0	1	0	-1						2.38	
10	ChSq1		3.00	0.50	1	1	1	1	-1						3.50	
11	FCCoSp3		3.00	0.30	1	2	2	0	0						3.30	
			<b>42.14</b>												<b>39.48</b>	
Program Components			Factor													
Composition			2.67	5.00	6.00	3.75	4.25	2.25								4.33
Presentation			2.67	5.50	5.75	4.50	4.75	2.50								4.92
Skating Skills			2.67	5.75	5.75	5.00	4.25	4.25								5.00
<b>Judges Total Program Component Score (factored)</b>																<b>38.05</b>
<b>Deductions:</b>			Falls												-1.00 (1)	
<b>-1.00</b>																

**SWAN TROPHY INTERNATIONAL 2024**  
**JUDGES DETAILS PER SKATER**  
**JUNIOR WOMEN FREE SKATING**

Rank	Name	Nation	Starting Number	Total Segment Score	Total Element Score	Total Program Component Score (factored)	Total Deductions
3	Ava BURNS	AUS	8	62.70	29.79	32.91	0.00

#	Executed Elements	Info	Base Value	GOE	J1	J2	J3	J4	J5	J6	J7	J8	J9	Ref.	Scores of Panel
1	2F1+2Lo+1A+SEQ	!	4.60	-0.30	-1	-2	-2	-1	-2						4.30
2	2F+1Lo		2.30	-0.18	-1	-1	-2	-1	-1						2.12
3	2A		3.30	-0.55	-1	-2	-2	-1	-3						2.75
4	CCoSp4		3.50	0.23	1	0	0	1	2						3.73
5	2S		1.30	0.09	1	0	0	1	1						1.39
6	ChSq1		3.00	0.00	1	0	-1	0	0						3.00
7	2A		3.63	x -0.44	-1	0	-2	-3	-1						3.19
8	2Lz		2.31	x 0.21	1	1	0	1	1						2.52
9	2Lz+2T<	<	3.45	x -0.63	-3	-4	-3	-2	-3						2.82
10	FCCoSp1V		1.50	-0.30	-2	-3	-1	-2	-2						1.20
11	FCSp4		3.20	-0.43	-1	-1	-1	-2	-3						2.77
			<b>32.09</b>												<b>29.79</b>
<b>Program Components</b>			<b>Factor</b>												
Composition				2.67	5.50	3.75	3.00	4.25	4.25						4.08
Presentation				2.67	5.75	3.75	3.50	4.00	4.50						4.08
Skating Skills				2.67	5.50	3.75	3.50	4.50	4.25						4.17
<b>Judges Total Program Component Score (factored)</b>															<b>32.91</b>
<b>Deductions:</b>															<b>0.00</b>

Rank	Name	Nation	Starting Number	Total Segment Score	Total Element Score	Total Program Component Score (factored)	Total Deductions
4	Ann KYLE	AUS	5	61.73	28.36	33.37	0.00

#	Executed Elements	Info	Base Value	GOE	J1	J2	J3	J4	J5	J6	J7	J8	J9	Ref.	Scores of Panel
1	2F+2T+2Lo		4.80	-0.12	0	0	-1	-1	-1						4.68
2	2F+1A+SEQ		2.90	0.12	1	0	0	1	1						3.02
3	3S<<+2T<	<<<	2.34	-0.65	-5	-5	-5	-5	-5						1.69
4	2Lz		2.10	0.00	0	0	0	0	0						2.10
5	2Lo		1.70	0.06	1	1	0	0	0						1.76
6	FCCoSp3		3.00	-0.20	1	0	-1	-1	-2						2.80
7	ChSq1		3.00	0.00	0	1	-2	0	0						3.00
8	2Lz		2.31	x 0.07	1	1	0	0	0						2.38
9	2S		1.43	x 0.04	1	1	0	0	0						1.47
10	CCoSp4		3.50	-0.12	0	1	-1	-1	0						3.38
11	CSSp3		2.60	-0.52	-1	-2	-2	-3	-2						2.08
			<b>29.68</b>												<b>28.36</b>
<b>Program Components</b>			<b>Factor</b>												
Composition				2.67	5.25	4.75	3.25	4.00	4.50						4.42
Presentation				2.67	5.25	4.50	3.50	3.75	4.00						4.08
Skating Skills				2.67	5.25	4.25	4.00	3.25	3.75						4.00
<b>Judges Total Program Component Score (factored)</b>															<b>33.37</b>
<b>Deductions:</b>															<b>0.00</b>

**SWAN TROPHY INTERNATIONAL 2024**  
**JUDGES DETAILS PER SKATER**  
**JUNIOR WOMEN FREE SKATING**

Rank	Name	Nation	Starting Number	Total Segment Score	Total Element Score	Total Program Component Score (factored)	Total Deductions
5	Qiwen AIXINJUELUO	NZL	7	60.15	27.45	32.70	0.00

#	Executed Elements	Info	Base Value	GOE	J1	J2	J3	J4	J5	J6	J7	J8	J9	Ref.	Scores of Panel	
1	2A<<	<<	1.10	-0.55	-5	-5	-5	-5	-5						0.55	
2	2Lz+2T		3.40	0.00	1	0	0	-1	0						3.40	
3	2Lz		2.10	0.07	1	1	0	0	0						2.17	
4	FCCoSp4		3.50	0.00	0	0	1	0	-1						3.50	
5	2Lo		1.70	0.00	0	0	0	0	0						1.70	
6	2Lo+1A+1A+SEQ		4.29	x 0.11	1	1	0	0	1						4.40	
7	2Fl<	<	1.58	x -0.43	-3	-3	-4	-2	-3						1.15	
8	2Fl+2T	!	3.41	x -0.42	-1	-3	-2	-2	-3						2.99	
9	CCoSp2		2.50	-0.42	-1	-1	-2	-2	-3						2.08	
10	ChSq1		3.00	0.17	0	0	0	1	1						3.17	
11	LSp4		2.70	-0.36	1	0	-2	-2	-3						2.34	
			<b>29.28</b>												<b>27.45</b>	
<b>Program Components</b>			<b>Factor</b>													
Composition			2.67	5.50	4.25	3.75	4.50	4.25							4.33	
Presentation			2.67	5.25	4.00	3.75	4.25	4.25							4.17	
Skating Skills			2.67	5.50	4.00	3.50	3.50	3.75							3.75	
<b>Judges Total Program Component Score (factored)</b>															<b>32.70</b>	
<b>Deductions:</b>																<b>0.00</b>

Rank	Name	Nation	Starting Number	Total Segment Score	Total Element Score	Total Program Component Score (factored)	Total Deductions
6	Jazmyn EVANGELOU	NZL	3	56.37	27.00	29.37	0.00

#	Executed Elements	Info	Base Value	GOE	J1	J2	J3	J4	J5	J6	J7	J8	J9	Ref.	Scores of Panel	
1	FCSp3		2.80	0.56	2	1	2	2	3						3.36	
2	1A		1.10	0.00	0	0	0	0	0						1.10	
3	2Lz<	<	1.68	-0.84	-5	-5	-4	-5	-5						0.84	
4	2A+2T		4.60	-0.44	-1	-3	-2	-1	-1						4.16	
5	CCoSp2		2.50	0.25	0	1	1	1	2						2.75	
6	2Fl	!	1.80	-0.18	0	-1	-2	-1	-1						1.62	
7	2Lz+2T<<+1A+SEQ	<<	3.96	x -0.91	-4	-5	-5	-4	-4						3.05	
8	ChSq1		3.00	-0.33	0	-1	-1	-2	1						2.67	
9	2Fl+2Lo	!	3.85	x -0.36	-1	-2	-2	-2	-2						3.49	
10	2Lo		1.87	x 0.00	0	0	0	0	0						1.87	
11	LSp2		1.90	0.19	2	1	1	0	1						2.09	
			<b>29.06</b>												<b>27.00</b>	
<b>Program Components</b>			<b>Factor</b>													
Composition			2.67	4.50	4.00	3.25	3.50	3.75							3.75	
Presentation			2.67	4.75	4.00	3.50	3.25	3.75							3.75	
Skating Skills			2.67	4.75	3.75	3.25	3.00	3.50							3.50	
<b>Judges Total Program Component Score (factored)</b>															<b>29.37</b>	
<b>Deductions:</b>																<b>0.00</b>

**SWAN TROPHY INTERNATIONAL 2024**  
**JUDGES DETAILS PER SKATER**  
**JUNIOR WOMEN FREE SKATING**

Rank	Name	Nation	Starting Number	Total Segment Score	Total Element Score	Total Program Component Score (factored)	Total Deductions
7	Pauline GORELIK	AUS	4	51.51	25.26	28.25	-2.00

#	Executed Elements	Info	Base Value	GOE	J1	J2	J3	J4	J5	J6	J7	J8	J9	Ref.	Scores of Panel	
1	3Lz<<	T <<	2.10	-1.05	-5	-5	-5	-5	-5						1.05	
2	2A<<+2T	<<	2.40	-0.52	-3	-5	-4	-4	-4						1.88	
3	2A<	^	2.64	-0.88	-3	-4	-4	-3	-3						1.76	
4	CCoSp3		3.00	0.00	1	0	0	0	0						3.00	
5	LSp4		2.70	-0.18	0	-1	0	-1	-1						2.52	
6	ChSq1		3.00	-0.50	0	-1	-2	0	-2						2.50	
7	2Lzq+1Eu+2S	q	3.90	-0.56	-2	-3	-4	-2	-3						3.34	
8	2F!+2Lo	!	3.85	x -0.18	-1	-1	-1	-2	-1						3.67	
9	2F		1.98	x 0.00	0	0	0	-1	0						1.98	
10	2Lz	F	2.31	x -1.05	-5	-5	-5	-5	-5						1.26	
11	FCSp2		2.30	0.00	0	0	0	-1	0						2.30	
			<b>30.18</b>												<b>25.26</b>	
<b>Program Components</b>			<b>Factor</b>													
Composition			2.67	4.50	4.25	3.00	3.50	2.50							3.58	
Presentation			2.67	4.50	4.00	3.00	3.00	2.75							3.33	
Skating Skills			2.67	4.75	4.00	4.00	2.50	3.00							3.67	
<b>Judges Total Program Component Score (factored)</b>																<b>28.25</b>
<b>Deductions:</b>			Falls													<b>-2.00</b>

Rank	Name	Nation	Starting Number	Total Segment Score	Total Element Score	Total Program Component Score (factored)	Total Deductions
8	Hope ROWE	AUS	6	50.04	26.34	24.70	-1.00

#	Executed Elements	Info	Base Value	GOE	J1	J2	J3	J4	J5	J6	J7	J8	J9	Ref.	Scores of Panel	
1	3S		4.30	-1.29	-3	-3	-3	-3	-3						3.01	
2	FCSSp3		2.60	-0.09	1	-2	1	-2	0						2.51	
3	2A+2T		4.60	-0.66	-2	-1	-2	-2	-2						3.94	
4	2F		1.80	-0.72	-4	-4	-5	-4	-4						1.08	
5	2Lo+2T+1A+SEQ		4.10	-0.17	0	-1	-2	-2	0						3.93	
6	CCoSp4		3.50	-0.35	-1	0	-1	-2	-1						3.15	
7	ChSq1		3.00	-0.17	0	-3	-1	0	0						2.83	
8	2A		3.63	x -0.88	-3	-2	-3	-2	-4						2.75	
9	2F		1.98	x -0.60	-4	-3	-3	-3	-4						1.38	
10	2Lze<	F e <	1.39	x -0.63	-5	-5	-5	-5	-5						0.76	
11	LSp1		1.50	-0.50	-2	-3	-3	-4	-4						1.00	
			<b>32.40</b>												<b>26.34</b>	
<b>Program Components</b>			<b>Factor</b>													
Composition			2.67	5.75	2.75	2.75	2.50	3.50							3.00	
Presentation			2.67	5.25	2.75	3.25	2.00	2.25							2.75	
Skating Skills			2.67	5.50	3.25	4.25	3.00	3.00							3.50	
<b>Judges Total Program Component Score (factored)</b>																<b>24.70</b>
<b>Deductions:</b>			Falls													<b>-1.00</b>

**SWAN TROPHY INTERNATIONAL 2024**  
**JUDGES DETAILS PER SKATER**  
**JUNIOR WOMEN FREE SKATING**

Rank	Name	Nation	Starting Number	Total Segment Score	Total Element Score	Total Program Component Score (factored)				Total Deductions					
9	Kate Ying THOMSON	AUS	2	48.93	21.92	28.01				-1.00					
#	Executed Elements	Info	Base Value	GOE	J1	J2	J3	J4	J5	J6	J7	J8	J9	Ref.	Scores of Panel
1	2A<<	<<	1.10	-0.55	-5	-5	-5	-5	-5						0.55
2	2Lz+2Tq+1A+SEQ	q	4.50	-0.56	-2	-3	-4	-2	-3						3.94
3	1S		0.40	-0.13	-4	-3	-3	-3	-4						0.27
4	CCoSp3		3.00	-0.70	-2	-2	-3	-3	-2						2.30
5	2Lz+2Tq	q	3.40	-0.84	-4	-4	-3	-4	-4						2.56
6	2F!+2Lo	F !	3.85	x -0.90	-5	-5	-5	-5	-5						2.95
7	2F!	!	1.98	x -0.30	-1	-1	-2	-2	-2						1.68
8	1A		1.21	x 0.00	1	0	-1	0	0						1.21
9	FCCoSp3		3.00	-0.70	-3	-3	-2	-2	-1						2.30
10	ChSq1		3.00	-0.33	1	0	-1	-1	-2						2.67
11	SSp2		1.60	-0.11	1	-1	-1	-1	0						1.49
			<b>27.04</b>												<b>21.92</b>
Program Components			Factor												
Composition			2.67	4.50	3.75	3.75	3.00	3.25							3.58
Presentation			2.67	4.75	3.75	3.50	3.50	3.50							3.58
Skating Skills			2.67	4.50	3.50	3.50	2.75	3.00							3.33
<b>Judges Total Program Component Score (factored)</b>														<b>28.01</b>	
<b>Deductions:</b>			Falls -1.00 (1)											<b>-1.00</b>	

Rank	Name	Nation	Starting Number	Total Segment Score	Total Element Score	Total Program Component Score (factored)				Total Deductions					
10	Tamara GUINDI	AUS	1	44.84	19.80	26.04				-1.00					
#	Executed Elements	Info	Base Value	GOE	J1	J2	J3	J4	J5	J6	J7	J8	J9	Ref.	Scores of Panel
1	3S<<	<<	1.30	-0.65	-5	-5	-5	-5	-5						0.65
2	2Lo		1.70	0.00	0	1	-1	0	0						1.70
3	2Lz+1A+2A<<+SEQ	F <<	4.30	-1.05	-5	-5	-5	-5	-5						3.25
4	CCoSp3		3.00	-1.00	-3	-3	-3	-4	-4						2.00
5	1S		0.40	-0.04	-1	0	-1	-1	-1						0.36
6	2F		1.98	x -0.24	-2	0	-2	-1	-1						1.74
7	2Lz		2.31	x 0.14	1	0	0	1	1						2.45
8	FCSSp2		2.30	-0.38	0	-2	-3	-3	0						1.92
9	ChSq1		3.00	-1.17	0	-2	-3	-3	-2						1.83
10	2F		1.98	x 0.00	1	0	0	0	0						1.98
11	CSp2		1.80	0.12	1	0	1	0	1						1.92
			<b>24.07</b>												<b>19.80</b>
Program Components			Factor												
Composition			2.67	5.25	3.25	3.00	2.75	2.75							3.00
Presentation			2.67	5.50	3.00	3.25	2.00	2.50							2.92
Skating Skills			2.67	5.50	3.75	4.25	3.50	3.25							3.83
<b>Judges Total Program Component Score (factored)</b>														<b>26.04</b>	
<b>Deductions:</b>			Falls -1.00 (1)											<b>-1.00</b>	

Legend:							
#	Sequence number	GOE	Grade of Execution	Jx	Judges (x=1-9)	Ref.	Referee
e	Wrong edge	<	Under-rotated jump	<<	Downgraded jump		
x	Credit for highlight distribution, base value multiplied by 1.1			!	Not clear edge	F	Fall
q	Jump landed on the quarter						

# SWAN TROPHY INTERNATIONAL 2024

## JUNIOR MEN

Cockburn Ice Arena	23 SEP 2024	14:05	Short Program
	24 SEP 2024	14:00	Free Skating

Size of Skating Arena:	30m*60m
Ice Conditions:	very good
Number of Entries:	5
Number of Participants:	5

Entry Withdrawn:
------------------

<b>Short Program</b>		
Duration:	2:40 +/- 10 seconds	
Segment Factor:	1.00	
<b>Program Component Factors:</b>	Composition	1.67
	Presentation	1.67
	Skating Skills	1.67

<b>Free Skating</b>		
Duration:	3:30 +/- 10 seconds	
Segment Factor:	1.00	
<b>Program Component Factors:</b>	Composition	3.33
	Presentation	3.33
	Skating Skills	3.33

# SWAN TROPHY INTERNATIONAL 2024

## PANEL OF JUDGES

### JUNIOR MEN SHORT PROGRAM

#### Officials

Technical Controller	Ms. Sandra WILLIAMSON-LEADLEY	ISU
Technical Specialist	Ms. Helen Hiu Tung TO	ISU
Technical Specialist	Ms. Maria BOROUNOV	ISU

#### Judges

Referee	Ms. Chihee RHEE	ISU
Judge No. 1	Mr. Steven HSU	USA
Judge No. 2	Ms. Katrina HARBURN	AUS
Judge No. 3	Mr. Eddy WU	TPE
Judge No. 4	Ms. Katherine SPECHT	USA
Judge No. 5	Ms. Rebecca ANDREW	AUS

#### Data/Replay Operator

Data Operator	Mr. Andrew LAM	ISU
Replay Operator	Mr. Brooke CRAWFORD	ISU

# SWAN TROPHY INTERNATIONAL 2024

## RESULTS

### JUNIOR MEN

Pl.	Name Club	Nation	Total Score	SP	FS
1	Vinceman CHONG	AUS	46.31	1	
2	Julio POTAPENKO	AUS	45.03	2	
3	Ho Yin LI	HKG	38.93	3	
4	Rahul RAVINDRAN	AUS	34.30	4	
5	Daniel de FREITAS	AUS	28.25	5	



**Ms. Chihee RHEE, ISU**

Referee



**Ms. Sandra WILLIAMSON-LEADLEY, ISU**

Technical Controller

**Legend:**

**SP** Short Program      **FS** Free Skating      **Pl.** Place

**SWAN TROPHY INTERNATIONAL 2024**  
**JUDGES DETAILS PER SKATER**  
**JUNIOR MEN SHORT PROGRAM**

Rank	Name	Nation	Starting Number	Total Segment Score	Total Element Score	Total Program Component Score (factored)	Total Deductions								
1	Vinceman CHONG	AUS	2	46.31	22.57	25.74	-2.00								
#	Executed Elements	Info	Base Value	GOE	J1	J2	J3	J4	J5	J6	J7	J8	J9	Ref.	Scores of Panel
1	3Lz+2T		7.20	-0.59	-1	-1	-2	0	-1						6.61
2	3F<<	F <<	1.80	-0.90	-5	-5	-5	-5	-5						0.90
3	FCSp2		2.30	-0.54	-3	-2	-2	-3	-2						1.76
4	3A<	F <	6.40	-3.20	-5	-5	-5	-5	-5						3.20
5	CSSp4		3.00	0.20	1	1	0	1	0						3.20
6	StSq3		3.30	0.22	1	0	0	1	1						3.52
7	CCoSp4		3.50	-0.12	0	-1	0	0	-1						3.38
			<b>27.50</b>												<b>22.57</b>
Program Components			Factor												
	Composition		1.67	5.25	4.50	5.00	5.25	5.75							5.17
	Presentation		1.67	5.25	4.25	5.25	5.00	5.75							5.17
	Skating Skills		1.67	5.00	4.75	5.25	5.00	5.75							5.08
<b>Judges Total Program Component Score (factored)</b>										<b>25.74</b>					
<b>Deductions:</b>			Falls -2.00 (2)							<b>-2.00</b>					

Rank	Name	Nation	Starting Number	Total Segment Score	Total Element Score	Total Program Component Score (factored)	Total Deductions								
2	Julio POTAPENKO	AUS	3	45.03	21.52	23.51	0.00								
#	Executed Elements	Info	Base Value	GOE	J1	J2	J3	J4	J5	J6	J7	J8	J9	Ref.	Scores of Panel
1	3S+2T		5.60	-0.86	-2	-3	-1	-2	-2						4.74
2	3F!	!	5.30	-2.12	-4	-4	-3	-4	-5						3.18
3	FCSp2		2.30	0.08	0	0	1	1	0						2.38
4	2A	x	3.63	0.55	1	2	2	2	1						4.18
5	CSSp3		2.60	-0.26	-1	-1	-1	-1	-2						2.34
6	StSq1		1.80	0.00	0	0	-1	0	0						1.80
7	CCoSp3		3.00	-0.10	-1	0	1	0	-1						2.90
			<b>24.23</b>												<b>21.52</b>
Program Components			Factor												
	Composition		1.67	4.50	4.50	5.25	4.50	5.00							4.67
	Presentation		1.67	4.25	4.00	5.00	4.00	4.75							4.33
	Skating Skills		1.67	4.75	5.00	5.00	5.25	5.25							5.08
<b>Judges Total Program Component Score (factored)</b>										<b>23.51</b>					
<b>Deductions:</b>										<b>0.00</b>					

Rank	Name	Nation	Starting Number	Total Segment Score	Total Element Score	Total Program Component Score (factored)	Total Deductions								
3	Ho Yin LI	HKG	5	38.93	17.50	21.43	0.00								
#	Executed Elements	Info	Base Value	GOE	J1	J2	J3	J4	J5	J6	J7	J8	J9	Ref.	Scores of Panel
1	3F		5.30	-1.06	-3	-2	-2	-2	-1						4.24
2	FCSp2		2.30	-0.69	-3	-3	-4	-2	-3						1.61
3	3T+COMBO+2T*	*	4.20	-2.10	-5	-5	-5	-5	-5						2.10
4	StSq2		2.60	-0.09	-1	0	-2	0	0						2.51
5	CSSp1		1.90	-0.44	-4	0	-3	-3	-1						1.46
6	2A	x	3.63	-0.22	-1	-1	-1	0	0						3.41
7	CCoSp2		2.50	-0.33	-2	-1	-1	-1	-2						2.17
			<b>22.43</b>												<b>17.50</b>
Program Components			Factor												
	Composition		1.67	3.75	4.00	4.50	5.00	4.50							4.33
	Presentation		1.67	3.50	4.00	4.25	4.75	4.50							4.25
	Skating Skills		1.67	4.25	4.00	4.50	4.00	4.75							4.25
<b>Judges Total Program Component Score (factored)</b>										<b>21.43</b>					
<b>Deductions:</b>										<b>0.00</b>					

**SWAN TROPHY INTERNATIONAL 2024**  
**JUDGES DETAILS PER SKATER**  
**JUNIOR MEN SHORT PROGRAM**

Rank	Name	Nation	Starting Number	Total Segment Score	Total Element Score	Total Program Component Score (factored)	Total Deductions
4	Rahul RAVINDRAN	AUS	4	34.30	16.40	19.90	-2.00

#	Executed Elements	Info	Base Value	GOE	J1	J2	J3	J4	J5	J6	J7	J8	J9	Ref.	Scores of Panel
1	2F		1.80	0.00	0	0	0	1	0						1.80
2	3T+2T		5.50	-0.14	0	-1	0	-1	0						5.36
3	CSSp3		2.60	-0.35	-1	-1	0	-2	-2						2.25
4	2A		3.63	x -0.99	-3	-4	-2	-2	-4						2.64
5	FCSp1		1.90	-0.25	-3	-2	-1	-1	-1						1.65
6	StSqB		1.50	-0.30	-3	0	-2	-2	-2						1.20
7	CCoSp2		2.50	-1.00	-4	-4	-4	-4	-5						1.50
			<b>19.43</b>												<b>16.40</b>
<b>Program Components</b>			<b>Factor</b>												
	Composition		1.67	4.00	4.00	4.75	4.25	4.25							4.17
	Presentation		1.67	4.25	4.00	4.75	3.25	3.75							4.00
	Skating Skills		1.67	3.75	3.75	4.50	3.00	3.75							3.75
<b>Judges Total Program Component Score (factored)</b>			<b>19.90</b>												
<b>Deductions:</b>			Time violation -2.00												
			<b>-2.00</b>												

Rank	Name	Nation	Starting Number	Total Segment Score	Total Element Score	Total Program Component Score (factored)	Total Deductions
5	Daniel de FREITAS	AUS	1	28.25	11.18	19.07	-2.00

#	Executed Elements	Info	Base Value	GOE	J1	J2	J3	J4	J5	J6	J7	J8	J9	Ref.	Scores of Panel
1	3Loq+COMBO+2T*	q *	4.90	-2.45	-5	-5	-5	-5	-5						2.45
2	1A*	* q *	0.00	0.00	-	-	-	-	-						0.00
3	CCoSp4		3.50	-0.35	-1	-1	-2	-1	0						3.15
4	StSq1		1.80	-0.30	-2	-1	-2	-2	0						1.50
5	2F		1.98	x 0.18	1	0	1	1	1						2.16
6	FCSpB		1.60	-0.53	-4	-3	-3	-2	-4						1.07
7	CSSpB		1.60	-0.75	-5	-4	-3	-5	-5						0.85
			<b>15.38</b>												<b>11.18</b>
<b>Program Components</b>			<b>Factor</b>												
	Composition		1.67	3.50	3.75	4.25	4.00	4.50							4.00
	Presentation		1.67	3.25	3.50	4.25	3.50	4.75							3.75
	Skating Skills		1.67	3.75	3.50	3.75	3.25	4.50							3.67
<b>Judges Total Program Component Score (factored)</b>			<b>19.07</b>												
<b>Deductions:</b>			Time violation -2.00												
			<b>-2.00</b>												

<b>Legend:</b>							
#	Sequence number	GOE	Grade of Execution	Jx	Judges (x=1-9)	Ref.	Referee
*	Invalid element	<	Under-rotated jump	<<	Downgraded jump		
x	Credit for highlight distribution, base value multiplied by 1.1			!	Not clear edge	F	Fall
q	Jump landed on the quarter						

# SWAN TROPHY INTERNATIONAL 2024

## PANEL OF JUDGES

### JUNIOR MEN FREE SKATING

#### Officials

Technical Controller	Ms. Sandra WILLIAMSON-LEADLEY	ISU
Technical Specialist	Ms. Helen Hiu Tung TO	ISU
Technical Specialist	Ms. Maria BOROUNOV	ISU

#### Judges

Referee	Ms. Chihee RHEE	ISU
Judge No. 1	Mr. Steven HSU	USA
Judge No. 2	Ms. Katrina HARBURN	AUS
Judge No. 3	Mr. Eddy WU	TPE
Judge No. 4	Ms. Katherine SPECHT	USA
Judge No. 5	Ms. Rebecca ANDREW	AUS

#### Data/Replay Operator


Data Operator	Mr. Andrew LAM	ISU
Replay Operator	Mr. Brooke CRAWFORD	ISU

# SWAN TROPHY INTERNATIONAL 2024

## RESULTS

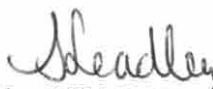
### JUNIOR MEN

Pl.	Name Club	Nation	Total Score	SP	FS
1	Vinceman CHONG	AUS	142.89	1	1
2	Julio POTAPENKO	AUS	137.56	2	2
3	Ho Yin LI	HKG	119.00	3	3
4	Rahul RAVINDRAN	AUS	100.65	4	4
5	Daniel de FREITAS	AUS	86.25	5	5



**Ms. Chihee RHEE, ISU**

Referee



**Ms. Sandra WILLIAMSON-LEADLEY, ISU**

Technical Controller

**Legend:**

**SP** Short Program      **FS** Free Skating      **Pl.** Place

**SWAN TROPHY INTERNATIONAL 2024**  
**JUDGES DETAILS PER SKATER**  
**JUNIOR MEN FREE SKATING**

Rank	Name	Nation	Starting Number	Total Segment Score	Total Element Score	Total Program Component Score (factored)				Total Deductions					
1	Vinceman CHONG	AUS	5	96.58	46.20	54.38				-4.00					
#	Executed Elements	Info	Base Value	GOE	J1	J2	J3	J4	J5	J6	J7	J8	J9	Ref.	Scores of Panel
1	3S		4.30	-1.15	-3	-4	-2	-3	-2						3.15
2	3Lz+2T		7.20	0.39	1	0	0	1	1						7.59
3	3A	F	8.00	-4.00	-5	-5	-5	-5	-5						4.00
4	FCCoSp3		3.00	0.20	1	1	1	0	-1						3.20
5	3Lz		5.90	-1.18	-1	-3	-2	-3	-1						4.72
6	3S+2T		6.16	x -0.57	-2	-1	-1	-2	-1						5.59
7	2A+2A+SEQ	F	7.26	x -1.65	-5	-5	-5	-5	-5						5.61
8	3T<	F <	3.70	x -1.68	-5	-5	-5	-5	-5						2.02
9	CSSp2		2.30	0.23	1	1	1	2	0						2.53
10	ChSq1		3.00	1.17	3	2	3	2	2						4.17
11	CCoSp4		3.50	0.12	0	0	1	0	1						3.62
			<b>54.32</b>												<b>46.20</b>
Program Components			Factor												
Composition			3.33	6.00	6.25	5.25	4.75	5.50		5.58					
Presentation			3.33	5.00	6.00	5.00	4.50	5.25		5.08					
Skating Skills			3.33	6.00	6.00	5.25	4.75	5.75		5.67					
<b>Judges Total Program Component Score (factored)</b>										<b>54.38</b>					
<b>Deductions:</b>			Time violation	-1.00	Falls				-3.00 (3)	<b>-4.00</b>					

Rank	Name	Nation	Starting Number	Total Segment Score	Total Element Score	Total Program Component Score (factored)				Total Deductions					
2	Julio POTAPENKO	AUS	4	92.53	45.64	46.89				0.00					
#	Executed Elements	Info	Base Value	GOE	J1	J2	J3	J4	J5	J6	J7	J8	J9	Ref.	Scores of Panel
1	3Lz		5.90	-0.79	-1	-2	-2	-1	-1						5.11
2	3F		5.30	-1.59	-3	-3	-2	-3	-3						3.71
3	3F+2T		6.60	-1.06	-2	-3	-2	-2	-2						5.54
4	2Lo		1.70	0.11	1	1	0	1	0						1.81
5	CCSp2		2.30	-0.15	0	-2	0	-2	0						2.15
6	3S		4.73	x -1.00	-1	-4	-2	-3	-2						3.73
7	3S+2T		6.16	x 0.14	1	0	0	1	0						6.30
8	2A+1A+2A+SEQ		8.47	x 0.22	1	-1	2	1	0						8.69
9	ChSq1		3.00	-0.67	-1	-2	1	-2	-1						2.33
10	FSSp3		2.60	0.17	1	0	1	1	0						2.77
11	CCoSp4		3.50	0.00	0	0	0	0	0						3.50
			<b>50.26</b>												<b>45.64</b>
Program Components			Factor												
Composition			3.33	4.25	4.00	4.75	4.50	5.25		4.50					
Presentation			3.33	4.50	3.75	4.75	4.00	4.50		4.33					
Skating Skills			3.33	5.50	5.00	4.75	5.25	5.50		5.25					
<b>Judges Total Program Component Score (factored)</b>										<b>46.89</b>					
<b>Deductions:</b>										<b>0.00</b>					

**SWAN TROPHY INTERNATIONAL 2024**  
**JUDGES DETAILS PER SKATER**  
**JUNIOR MEN FREE SKATING**

Rank	Name	Nation	Starting Number	Total Segment Score	Total Element Score	Total Program Component Score (factored)	Total Deductions									
3	Ho Yin LI	HKG	3	80.07	39.25	40.82	0.00									
#	Executed Elements	Info	Base Value	GOE	J1	J2	J3	J4	J5	J6	J7	J8	J9	Ref.	Scores of Panel	
1	2A		3.30	-0.88	-3	-3	-2	-2	-3						2.42	
2	3Lo		4.90	-1.63	-4	-3	-3	-3	-4						3.27	
3	3Lz		5.90	-0.20	-1	-1	0	0	0						5.70	
4	CCoSp3		3.00	0.00	-1	-1	0	1	1						3.00	
5	3T+1T		4.60	-1.12	-2	-3	-3	-3	-2						3.48	
6	3S		4.73	x -1.29	-3	-3	-3	-2	-3						3.44	
7	3Lz+REP		4.54	x -1.57	-4	-3	-2	-3	-2						2.97	
8	FCSp2		2.30	-0.38	-2	-2	-1	-3	-1						1.92	
9	ChSq1		3.00	-0.50	-2	-1	0	-1	-1						2.50	
10	3S+2A+2T+SEQ		9.79	x -0.57	-3	-1	-1	-2	-1						9.22	
11	CSSp2V		1.73	-0.40	-1	-3	-1	-3	-3						1.33	
			<b>47.79</b>												<b>39.25</b>	
Program Components			Factor													
Composition			3.33	3.25	4.25	4.50	3.25	4.25								3.92
Presentation			3.33	2.75	4.00	4.50	3.00	4.00								3.67
Skating Skills			3.33	4.25	5.00	4.75	4.50	4.75								4.67
<b>Judges Total Program Component Score (factored)</b>														<b>40.82</b>		
<b>Deductions:</b>																
<b>0.00</b>																

Rank	Name	Nation	Starting Number	Total Segment Score	Total Element Score	Total Program Component Score (factored)	Total Deductions									
4	Rahul RAVINDRAN	AUS	2	66.35	30.55	35.80	0.00									
#	Executed Elements	Info	Base Value	GOE	J1	J2	J3	J4	J5	J6	J7	J8	J9	Ref.	Scores of Panel	
1	3S+2T		5.60	-0.14	0	-1	0	-1	0						5.46	
2	3T+2T		5.50	-1.12	-2	-3	-3	-3	-2						4.38	
3	2A		3.30	-0.88	-3	-3	-2	-2	-4						2.42	
4	2A		3.30	-0.55	-2	-2	-1	-3	-1						2.75	
5	CCoSp2V		1.88	-0.50	-2	-4	-3	-2	-3						1.38	
6	3T		4.62	x -0.28	-1	-1	-2	0	0						4.34	
7	2S		1.43	x -0.13	-1	-1	-1	-1	-1						1.30	
8	FCSSp3		2.60	-0.09	0	-2	0	-1	0						2.51	
9	FCCoSp		0.00	0.00	-	-	-	-	-						0.00	
10	2F+1Eu+2S		3.96	x -0.12	0	-3	0	-1	-1						3.84	
11	ChSq1		3.00	-0.83	-2	-3	0	-3	0						2.17	
			<b>35.19</b>												<b>30.55</b>	
Program Components			Factor													
Composition			3.33	3.75	3.50	4.50	3.00	3.75								3.67
Presentation			3.33	3.50	3.50	4.25	3.25	3.75								3.58
Skating Skills			3.33	3.50	3.50	4.50	3.00	3.50								3.50
<b>Judges Total Program Component Score (factored)</b>														<b>35.80</b>		
<b>Deductions:</b>																
<b>0.00</b>																

**SWAN TROPHY INTERNATIONAL 2024**  
**JUDGES DETAILS PER SKATER**  
**JUNIOR MEN FREE SKATING**

Rank	Name	Nation	Starting Number	Total Segment Score	Total Element Score	Total Program Component Score (factored)				Total Deductions						
5	Daniel de FREITAS	AUS	1	58.00	25.59	34.41				-2.00						
#	Executed Elements	INFO	Base Value	GOE	J1	J2	J3	J4	J5	J6	J7	J8	J9	Ref.	Scores of Panel	
1	3Lo		4.90	-1.63	-4	-3	-3	-3	-4						3.27	
2	2A+2T		4.60	0.00	0	0	0	0	0						4.60	
3	3T	F	4.20	-2.10	-5	-5	-5	-5	-5						2.10	
4	CCoSp2		2.50	-0.25	-1	-1	-1	-1	0						2.25	
5	A		0.00	0.00	-	-	-	-	-						0.00	
6	2F		1.98	x 0.06	1	1	0	0	0						2.04	
7	FCSpB		1.60	-0.21	-1	-3	0	-2	-1						1.39	
8	ChSq1		3.00	-1.33	-3	-3	-2	-1	-3						1.67	
9	2Lz!+2T	I	3.74	x -0.21	-1	-1	-1	0	-2						3.53	
10	2F+1Eu+2S		3.96	x -0.18	-1	-2	0	0	-2						3.78	
11	CSSpB		1.60	-0.64	-4	-5	-3	-4	-4						0.96	
			<b>32.08</b>												<b>25.59</b>	
<b>Program Components</b>			<b>Factor</b>													
Composition			3.33	2.25	3.50	4.00	3.50	3.50							3.50	
Presentation			3.33	1.75	3.25	3.75	2.50	3.50							3.08	
Skating Skills			3.33	3.25	3.75	3.75	3.75	3.75							3.75	
<b>Judges Total Program Component Score (factored)</b>																<b>34.41</b>
<b>Deductions:</b>			Time violation	-1.00	Falls							-1.00 (1)	-2.00			

Legend:							
#	Sequence number	GOE	Grade of Execution	Jx	Judges (x=1-9)	Ref.	Referee
<	Under-rotated jump	x	Credit for highlight distribution, base value multiplied by 1.1			!	Not clear edge
REP	Jump repetition	F	Fall				

**SWAN TROPHY INTERNATIONAL 2024**

**SENIOR WOMEN**

<b>Cockburn Ice Arena</b>	23 SEP 2024	15:35	Short Program
	24 SEP 2024	14:35	Free Skating

Size of Skating Arena:	30m*60m
Ice Conditions:	very good
Number of Entries:	2
Number of Participants:	2

Entry Withdrawn:

<b>Short Program</b>		
Duration:	2:40 +/- 10 seconds	
Segment Factor:	1.00	
<b>Program Component Factors:</b>	Composition	1.33
	Presentation	1.33
	Skating Skills	1.33

<b>Free Skating</b>		
Duration:	4:00 +/- 10 seconds	
Segment Factor:	1.00	
<b>Program Component Factors:</b>	Composition	2.67
	Presentation	2.67
	Skating Skills	2.67

# SWAN TROPHY INTERNATIONAL 2024

## PANEL OF JUDGES

### SENIOR WOMEN SHORT PROGRAM

#### Officials

Technical Controller	Mr. Steven HSU	ISU
Technical Specialist	Ms. Helen Hiu Tung TO	ISU
Technical Specialist	Ms. Sung Jin BYUN	ISU

#### Judges

Referee	Ms. Rebecca ANDREW	ISU
Judge No. 1	Ms. Chihee RHEE	KOR
Judge No. 2	Ms. Katrina HARBURN	AUS
Judge No. 3	Mr. Eddy WU	TPE
Judge No. 4	Ms. Katherine SPECHT	USA
Judge No. 5	Ms. Sandra WILLIAMSON-LEADLEY	NZL

#### Data/Replay Operator

Data Operator	Mr. Brooke CRAWFORD	ISU
Replay Operator	Mr. Andrew LAM	ISU

# SWAN TROPHY INTERNATIONAL 2024

## RESULTS

### SENIOR WOMEN

Pl.	Name Club	Nation	Total Score	SP	FS
1	Ashley COLLIVER	AUS	31.04	1	
2	Abbey WILLIAMS	AUS	27.06	2	



**Ms. Rebecca ANDREW, ISU**

Referee



**Mr. Steven HSU, ISU**

Technical Controller

<b>Legend:</b>		
SP Short Program	FS Free Skating	Pl. Place

**SWAN TROPHY INTERNATIONAL 2024**  
**JUDGES DETAILS PER SKATER**  
**SENIOR WOMEN SHORT PROGRAM**

Rank	Name	Nation	Starting Number	Total Segment Score	Total Element Score	Total Program Component Score (factored)			Total Deductions						
1	Ashley COLLIVER	AUS	1	31.04	13.08	17.96			0.00						
#	Executed Elements	Info	Base Value	GOE	J1	J2	J3	J4	J5	J6	J7	J8	J9	Ref.	Scores of Panel
1	2A		3.30	-0.99	-3	-3	-3	-2	-3						2.31
2	2S<<*	<< *	0.00	0.00	-	-	-	-	-						0.00
3	CCoSp2		2.50	0.08	1	0	-1	1	0						2.58
4	FSSp4		3.00	0.40	1	2	2	0	1						3.40
5	2Lz+2T*	*	2.31	x -1.05	-5	-5	-5	-5	-5						1.26
6	StSq1		1.80	0.18	1	2	0	1	1						1.98
7	LSp1		1.50	0.05	0	2	0	1	-2						1.55
			<b>14.41</b>												<b>13.08</b>
Program Components			Factor												
Composition			1.33	5.25	5.25	3.75	5.00	3.75						4.67	
Presentation			1.33	5.50	5.50	3.50	4.50	3.50						4.50	
Skating Skills			1.33	5.00	4.75	3.75	4.50	3.50						4.33	
<b>Judges Total Program Component Score (factored)</b>															<b>17.96</b>
<b>Deductions:</b>															<b>0.00</b>

Rank	Name	Nation	Starting Number	Total Segment Score	Total Element Score	Total Program Component Score (factored)			Total Deductions						
2	Abbey WILLIAMS	AUS	2	27.06	13.21	13.85			0.00						
#	Executed Elements	Info	Base Value	GOE	J1	J2	J3	J4	J5	J6	J7	J8	J9	Ref.	Scores of Panel
1	3S<<+2T<	<< <	2.34	-0.65	-5	-5	-5	-5	-5						1.69
2	3Lze<<	e <<	1.68	-0.84	-5	-5	-5	-5	-5						0.84
3	FCSp4		3.20	0.00	-1	1	0	0	0						3.20
4	2A<	<	2.90	x -0.79	-3	-3	-3	-3	-2						2.11
5	SSp4		2.50	-0.25	-1	-1	-2	-1	1						2.25
6	StSqB		1.50	-0.30	-1	-2	-2	-2	-2						1.20
7	CCoSp2		2.50	-0.58	-4	-2	-1	-2	-3						1.92
			<b>16.62</b>												<b>13.21</b>
Program Components			Factor												
Composition			1.33	4.50	3.75	3.25	3.50	3.50						3.58	
Presentation			1.33	4.25	3.50	3.25	3.25	3.25						3.33	
Skating Skills			1.33	4.75	3.50	3.50	3.50	3.50						3.50	
<b>Judges Total Program Component Score (factored)</b>															<b>13.85</b>
<b>Deductions:</b>															<b>0.00</b>

Legend:							
#	Sequence number	GOE	Grade of Execution	Jx	Judges (x=1-9)	Ref.	Referee
*	Invalid element	e	Wrong edge	<	Under-rotated jump	<<	Downgraded jump
x	Credit for highlight distribution, base value multiplied by 1.1						

# SWAN TROPHY INTERNATIONAL 2024

## PANEL OF JUDGES

### SENIOR WOMEN FREE SKATING

#### Officials

Technical Controller	Mr. Steven HSU	ISU
Technical Specialist	Ms. Helen Hiu Tung TO	ISU
Technical Specialist	Ms. Sung Jin BYUN	ISU

#### Judges

Referee	Ms. Rebecca ANDREW	ISU
Judge No. 1	Ms. Chihee RHEE	KOR
Judge No. 2	Ms. Katrina HARBURN	AUS
Judge No. 3	Mr. Eddy WU	TPE
Judge No. 4	Ms. Katherine SPECHT	USA
Judge No. 5	Ms. Sandra WILLIAMSON-LEADLEY	NZL

#### Data/Replay Operator

Data Operator	Mr. Andrew LAM	ISU
Replay Operator	Mr. Brooke CRAWFORD	ISU

# SWAN TROPHY INTERNATIONAL 2024

## RESULTS

### SENIOR WOMEN

Pl.	Name Club	Nation	Total Score	SP	FS
1	Ashley COLLIVER	AUS	94.88	1	1
2	Abbey WILLIAMS	AUS	76.31	2	2



**Ms. Rebecca ANDREW, ISU**

Referee



**Mr. Steven HSU, ISU**

Technical Controller

<b>Legend:</b>					
SP	Short Program	FS	Free Skating	Pl.	Place

**SWAN TROPHY INTERNATIONAL 2024**  
**JUDGES DETAILS PER SKATER**  
**SENIOR WOMEN FREE SKATING**

Rank	Name	Nation	Starting Number	Total Segment Score	Total Element Score	Total Program Component Score (factored)				Total Deductions						
1	Ashley COLLIVER	AUS	2	63.84	28.58	36.26				-1.00						
#	Executed Elements	Info	Base Value	GOE	J1	J2	J3	J4	J5	J6	J7	J8	J9	Ref.	Scores of Panel	
1	2Lo+2Aq+SEQ	q	5.00	-0.66	-2	-2	-2	-2	-2						4.34	
2	2A		3.30	-0.22	0	-2	-1	0	-1						3.08	
3	1F+2T		1.80	-0.09	-1	-2	0	0	-1						1.71	
4	CCoSp2		2.50	0.25	-1	1	1	1	2						2.75	
5	2Lz	F	2.10	-1.05	-5	-5	-5	-5	-5						1.05	
6	2Lo		1.87	x -0.11	0	-1	0	-1	-1						1.76	
7	FSSp1		2.00	-0.07	0	0	1	-1	-2						1.93	
8	ChSq1		3.00	0.17	0	0	-1	2	1						3.17	
9	2Lz+1Eu+1S	!	3.30	x -0.35	-2	-4	-2	-1	-1						2.95	
10	2F		1.98	x 0.00	0	0	0	-1	1						1.98	
11	StSq1		1.80	0.12	0	1	1	0	2						1.92	
12	FCCoSp2V		1.88	0.06	0	-2	1	0	2						1.94	
			<b>30.53</b>												<b>28.58</b>	
Program Components			Factor													
Composition				2.67	5.25	5.00	4.00	4.50	4.50							4.67
Presentation				2.67	5.25	5.25	4.25	4.25	4.00							4.58
Skating Skills				2.67	4.75	5.00	4.00	4.00	4.25							4.33
<b>Judges Total Program Component Score (factored)</b>															<b>36.26</b>	
<b>Deductions:</b>			Falls	-1.00	(1)										-1.00	

Rank	Name	Nation	Starting Number	Total Segment Score	Total Element Score	Total Program Component Score (factored)				Total Deductions						
2	Abbey WILLIAMS	AUS	1	49.25	21.99	28.26				-1.00						
#	Executed Elements	Info	Base Value	GOE	J1	J2	J3	J4	J5	J6	J7	J8	J9	Ref.	Scores of Panel	
1	3S<<	<<	1.30	-0.52	-4	-4	-3	-4	-4						0.78	
2	2A<	F <	2.64	-1.32	-5	-5	-5	-5	-5						1.32	
3	2A<	<	2.64	-0.62	-2	-3	-2	-2	-3						2.02	
4	2Lzeq+1Eu+2S	e q	3.48	-0.67	-4	-5	-4	-3	-4						2.81	
5	FCSp4		3.20	0.00	0	-2	0	0	1						3.20	
6	ChSq1		3.00	-0.67	0	-2	0	-4	-2						2.33	
7	2F+T		1.98	x -0.60	-4	-4	-3	-3	-2						1.38	
8	2F+1T		2.42	x -0.60	-4	-4	-2	-3	-3						1.82	
9	StSqB		1.50	-0.20	-1	-1	-2	-3	0						1.30	
10	2Lze	e	1.85	x -0.50	-3	-3	-3	-3	-3						1.35	
11	SSp2		1.60	-0.32	-2	-3	-1	-2	-2						1.28	
12	CCoSp3		3.00	-0.60	0	-3	-1	-2	-3						2.40	
			<b>28.61</b>												<b>21.99</b>	
Program Components			Factor													
Composition				2.67	4.75	4.00	3.50	3.00	3.25							3.58
Presentation				2.67	4.25	4.00	3.50	2.00	3.00							3.50
Skating Skills				2.67	4.50	3.50	3.75	2.75	3.25							3.50
<b>Judges Total Program Component Score (factored)</b>															<b>28.26</b>	
<b>Deductions:</b>			Falls	-1.00	(1)										-1.00	

Legend:							
#	Sequence number	GOE	Grade of Execution	Jx	Judges (x=1-9)	Ref.	Referee
e	Wrong edge	<	Under-rotated jump	<<	Downgraded jump		
x	Credit for highlight distribution, base value multiplied by 1.1			!	Not clear edge	F	Fall
q	Jump landed on the quarter						