



5th Black Sea Ice Cup

01 - 05.04.2026

PROTOCOL

ISU International Competition in Figure Skating

Organized by:

**SPORT CLUB "VARNA"
BULGARIAN SKATING FEDERATION
MINISTRY OF YOUTH AND SPORTS**

Place:

Black Sea Ice Arena, Kranevo, Bulgaria
(An artificial and heated indoor skating complex.)

BLACK SEA ICE CUP 01-05.04.2026

MEN

Black sea ice Arena	04 APR 2026	18:10	Short Program
	05 APR 2026	12:45	Free Skating

Size of Skating Arena:	30m*60m
Ice Conditions:	very good
Number of Entries:	3
Number of Participants:	3

Entry Withdrawn:

Short Program		
Duration:	2:40 +/- 10 seconds	
Segment Factor:	1.00	
Program Component Factors:	Composition	1.67
	Presentation	1.67
	Skating Skills	1.67

Free Skating		
Duration:	4:00 +/- 10 seconds	
Segment Factor:	1.00	
Program Component Factors:	Composition	3.33
	Presentation	3.33
	Skating Skills	3.33

BLACK SEA ICE CUP 01-05.04.2026

PANEL OF JUDGES

MEN

Officials

Technical Controller	Ms. Katarina GROF MITROVIC	ISU
Technical Specialist	Ms. Albeno ALADJOVA	ISU
Technical Specialist	Mr. Tunca UNLU	ISU

Judges

Referee	Ms. Tatiana YORDANOVA	ISU
Judge No. 1	Mr. Marco FAGGIOLI	ITA
Judge No. 2	Ms. Nadejda HODJEVA	BUL
Judge No. 3	Ms. Natasa DJOKOVIC	SRB
Judge No. 4	Ms. Vessela POPOVA	BUL
Judge No. 5	Mr. Yury KLIUSHNIKOV	AZE

Data/Replay Operator

Data Operator	Ms. Jelena ABAY	ISU
Replay Operator	Ms. Paolina POPOVA	ISU

BLACK SEA ICE CUP 01-05.04.2026

RESULTS


JUNIOR MEN

Pl. Name	Nation	Total Score	SP	FS
1 Deyan MIHAYLOV	BUL	187.70	1	1
2 Yoanis APOSTOLU	BUL	150.52	2	3
3 Mohammed AAMARA	BEL	147.59	3	2

Ms. Tatiana YORDANOVA, ISU
Referee



Ms. Katarina GROF MITROVIC, ISU
Technical Controller



Legend:				
SP	Short Program	FS	Free Skating	Pl. Place

BLACK SEA ICE CUP 01-05.04.2026

RESULTS

MEN SHORT PROGRAM

Pl. Name	Nation	Total Segment Score
1 Euken ALBERDI	ESP	52.92
2 Filip KAYMAKCHIEV	BUL	51.62
3 Larry LOUPOLOVER	BUL	46.34

Ms. Tatiana YORDANOVA, ISU
Referee

Ms. Katarina GROF MITROVIC, ISU
Technical Controller

BLACK SEA ICE CUP 01-05.04.2026

JUDGES DETAILS PER SKATER

MEN SHORT PROGRAM

Rank	Name	Nation	Starting Number	Total Segment Score	Total Element Score	Total Program Component Score (factored)	Total Deductions									
1	Euken ALBERDI	ESP	2	52.92	25.26	28.66	-1.00									
#	Executed Elements	Info	Base Value	GOE	J1	J2	J3	J4	J5	J6	J7	J8	J9	Ref.	Scores of Panel	
1	2A		3.30	0.88	4	3	3	2	2						4.18	
2	2Lz+3T		6.30	-0.84	-2	-2	-1	-2	-2						5.46	
3	CCSp4		3.20	0.00	0	0	0	0	-2						3.20	
4	3F<	F <	4.66	x -2.12	-5	-5	-5	-5	-5						2.54	
5	CCoSp4		3.50	0.00	1	-1	0	-1	1						3.50	
6	StSq3		3.30	0.22	2	0	0	1	1						3.52	
7	FSSp3		2.60	0.26	1	1	1	1	0						2.86	
			26.86												25.26	
Program Components				Factor												
Composition				1.67	6.25	5.75	5.75	5.25	5.00							5.58
Presentation				1.67	5.75	5.50	5.75	5.50	5.00							5.58
Skating Skills				1.67	6.50	6.00	6.00	6.00	4.75							6.00
Judges Total Program Component Score (factored)															28.66	
Deductions:		Falls		-1.00	(1)										-1.00	

Rank	Name	Nation	Starting Number	Total Segment Score	Total Element Score	Total Program Component Score (factored)	Total Deductions									
2	Filip KAYMAKCHIEV	BUL	1	51.62	25.61	26.01	0.00									
#	Executed Elements	Info	Base Value	GOE	J1	J2	J3	J4	J5	J6	J7	J8	J9	Ref.	Scores of Panel	
1	2A		3.30	0.33	1	1	2	1	1						3.63	
2	3Lz+2T		7.20	0.00	0	0	1	0	0						7.20	
3	FSSp1		2.00	-0.13	0	-1	-1	0	-2						1.87	
4	3F		5.30	0.53	1	1	2	1	1						5.83	
5	CCSp3		2.80	-0.37	-1	-1	-1	-2	-2						2.43	
6	StSqB		1.50	0.00	0	0	-2	0	0						1.50	
7	CCoSp4		3.50	-0.35	-2	-2	-1	0	1						3.15	
			25.60												25.61	
Program Components				Factor												
Composition				1.67	5.25	5.50	5.25	5.50	4.75							5.33
Presentation				1.67	5.00	5.50	5.00	5.75	4.75							5.17
Skating Skills				1.67	5.00	5.25	5.00	5.50	4.50							5.08
Judges Total Program Component Score (factored)															26.01	
Deductions:															0.00	

BLACK SEA ICE CUP 01-05.04.2026

JUDGES DETAILS PER SKATER

MEN SHORT PROGRAM

Rank	Name	Nation	Starting Number	Total Segment Score	Total Element Score	Total Program Component Score (factored)	Total Deductions								
3	Larry LOUPOLOVER	BUL	3	46.34	24.81	23.53	-2.00								
#	Executed Elements	Info	Base Value	GOE	J1	J2	J3	J4	J5	J6	J7	J8	J9	Ref.	Scores of Panel
1	4Lz<<	F <<	5.90	-2.95	-5	-5	-5	-5	-5						2.95
2	3A<	F <	6.40	-3.20	-5	-5	-5	-5	-5						3.20
3	FCSp3		2.80	0.00	0	0	1	0	0						2.80
4	3Lz+2T		7.92	x -0.59	-1	-1	0	-1	-1						7.33
5	StSq2		2.60	0.00	0	0	0	-1	0						2.60
6	CCoSp4		3.50	0.35	1	1	1	0	1						3.85
7	CSSp3		2.60	-0.52	-1	-2	-3	-2	-2						2.08
			31.72												24.81
Program Components				Factor											
	Composition		1.67	3.00	5.00	5.00	3.50	4.75							4.42
	Presentation		1.67	4.25	5.50	5.25	3.50	4.50							4.67
	Skating Skills		1.67	4.75	5.75	5.50	4.50	4.75							5.00
Judges Total Program Component Score (factored)															23.53
Deductions:			Falls	-2.00 (2)											-2.00

Legend:

#	Sequence number	GOE	Grade of Execution	Jx	Judges (x=1-9)	Ref.	Referee
<	Under-rotated jump	<<	Downgraded jump	x	Credit for highlight distribution, base value multiplied by 1.1		
F	Fall						

BLACK SEA ICE CUP 01-05.04.2026

RESULTS

MEN FREE SKATING

Pl. Name	Nation	Total Segment Score
1 Euken ALBERDI	ESP	122.40
2 Filip KAYMAKCHIEV	BUL	102.00
3 Larry LOUPOLOVER	BUL	100.92

Ms. Tatiana YORDANOVA, ISU
Referee

Ms. Katarina GROF MITROVIC, ISU
Technical Controller

BLACK SEA ICE CUP 01-05.04.2026

JUDGES DETAILS PER SKATER

MEN FREE SKATING

Rank	Name	Nation	Starting Number	Total Segment Score	Total Element Score	Total Program Component Score (factored)	Total Deductions									
1	Euken ALBERDI	ESP	3	122.40	61.35	61.05	0.00									
#	Executed Elements	Info	Base Value	GOE	J1	J2	J3	J4	J5	J6	J7	J8	J9	Ref.	Scores of Panel	
1	3F		5.30	1.06	2	2	3	2	2						6.36	
2	3T+1Eu+3S		9.00	0.57	1	2	2	1	1						9.57	
3	CCoSp4		3.50	0.35	1	1	1	1	0						3.85	
4	3Lz+2A+SEQ		9.20	0.00	0	0	0	0	0						9.20	
5	3Lo		4.90	-0.98	-2	-2	-1	-2	-2						3.92	
6	3Lz		5.90	0.59	1	1	2	1	0						6.49	
7	FCCoSp4		3.50	0.12	0	0	2	0	1						3.62	
8	StSq3		3.30	0.44	0	2	2	1	1						3.74	
9	3T		4.62	x -0.84	-2	-2	-3	-2	-2						3.78	
10	2A+1T		4.07	x -0.11	-1	-1	0	0	0						3.96	
11	ChSq1		3.00	1.00	1	2	2	2	2						4.00	
12	FSSp3		2.60	0.26	0	2	2	1	0						2.86	
			58.89												61.35	
Program Components				Factor												
	Composition			3.33	5.50	7.25	7.50	5.50	5.25						6.08	
	Presentation			3.33	5.50	7.25	7.25	5.75	5.50						6.17	
	Skating Skills			3.33	5.75	7.00	7.75	5.50	5.50						6.08	
	Judges Total Program Component Score (factored)														61.05	
Deductions:															0.00	
Rank	Name	Nation	Starting Number	Total Segment Score	Total Element Score	Total Program Component Score (factored)	Total Deductions									
2	Filip KAYMAKCHIEV	BUL	2	102.00	50.55	52.45	-1.00									
#	Executed Elements	Info	Base Value	GOE	J1	J2	J3	J4	J5	J6	J7	J8	J9	Ref.	Scores of Panel	
1	3Lz		5.90	0.98	1	1	2	2	2						6.88	
2	2A		3.30	0.00	0	0	1	0	0						3.30	
3	3Lo+2Lo		6.60	0.33	0	1	0	1	1						6.93	
4	CCSp3		2.80	0.09	1	0	1	0	0						2.89	
5	ChSq1		3.00	0.50	1	1	2	1	1						3.50	
6	3F+2T		6.60	0.53	1	1	1	1	1						7.13	
7	3F		5.83	x 0.35	0	0	1	1	1						6.18	
8	CCoSp3		3.00	-0.20	-2	-1	-1	0	1						2.80	
9	3Lz+REP		4.54	x -1.77	-3	-3	-4	-3	-3						2.77	
10	StSq1		1.80	0.00	-1	0	0	0	0						1.80	
11	3S+2T+1A+SEQ		7.37	x -1.00	-2	-3	-3	-2	-1						6.37	
12	SSp1*	*	0.00	0.00	-	-	-	-	-						0.00	
			50.74												50.55	
Program Components				Factor												
	Composition			3.33	4.75	5.50	5.25	5.25	5.00						5.17	
	Presentation			3.33	4.50	5.25	5.50	5.50	5.25						5.33	
	Skating Skills			3.33	4.75	5.50	5.75	5.25	5.00						5.25	
	Judges Total Program Component Score (factored)														52.45	
Deductions:				Time violation	-1.00											-1.00

BLACK SEA ICE CUP 01-05.04.2026

JUDGES DETAILS PER SKATER

MEN FREE SKATING

Rank	Name	Nation	Starting Number	Total Segment Score	Total Element Score	Total Program Component Score (factored)	Total Deductions									
3	Larry LOUPOLOVER	BUL	1	100.92	56.66	45.26	-1.00									
#	Executed Elements	Info	Base Value	GOE	J1	J2	J3	J4	J5	J6	J7	J8	J9	Ref.	Scores of Panel	
1	3A		8.00	-4.00	-4	-5	-5	-5	-5						4.00	
2	2Lz+3T		6.30	-0.42	-1	-1	-1	-4	0						5.88	
3	3Lz		5.90	0.59	1	1	1	1	1						6.49	
4	3Lo		4.90	0.49	1	1	1	1	1						5.39	
5	FCSp3		2.80	0.28	0	1	1	1	1						3.08	
6	2A+1Eu+3S		8.91	x -1.15	-4	-2	-2	-3	-3						7.76	
7	3F!+2A+SEQ	!	9.46	x -0.18	-1	-1	1	0	0						9.28	
8	3F!	!	5.83	x -0.35	-1	-1	-1	0	0						5.48	
9	StSq1		1.80	-0.48	-1	-3	-3	-3	-2						1.32	
10	ChSq1		3.00	-0.17	1	-1	-1	0	0						2.83	
11	CCoSp4		3.50	0.35	1	1	2	1	1						3.85	
12	CSSp3	F	2.60	-1.30	-4	-5	-5	-5	-5						1.30	
			63.00												56.66	
Program Components				Factor												
Composition				3.33	3.75	4.75	4.50	3.50	3.75							4.00
Presentation				3.33	4.50	5.00	4.75	4.00	3.50							4.42
Skating Skills				3.33	5.00	6.00	5.50	5.00	4.00							5.17
Judges Total Program Component Score (factored)															45.26	
Deductions:		Falls	-1.00 (1)											-1.00		

Legend:							
#	Sequence number	GOE	Grade of Execution	Jx	Judges (x=1-9)	Ref.	Referee
*	Invalid element	x	Credit for highlight distribution, base value multiplied by 1.1			!	Not clear edge
REP	Jump repetition	F	Fall				

BLACK SEA ICE CUP 01-05.04.2026

WOMEN

Black sea ice Arena	04 APR 2026	17:40	Short Program
	05 APR 2026	12:10	Free Skating

Size of Skating Arena:	30m*60m
Ice Conditions:	very good
Number of Entries:	4
Number of Participants:	4

Entry Withdrawn:

Short Program		
Duration:	2:40 +/- 10 seconds	
Segment Factor:	1.00	
Program Component Factors:	Composition	1.33
	Presentation	1.33
	Skating Skills	1.33

Free Skating		
Duration:	4:00 +/- 10 seconds	
Segment Factor:	1.00	
Program Component Factors:	Composition	2.67
	Presentation	2.67
	Skating Skills	2.67

BLACK SEA ICE CUP 01-05.04.2026

PANEL OF JUDGES

WOMEN

Officials

Technical Controller	Ms. Katarina GROF MITROVIC	ISU
Technical Specialist	Ms. Albeno ALADJOVA	ISU
Technical Specialist	Mr. Tunca UNLU	ISU

Judges

Referee	Ms. Tatiana YORDANOVA	ISU
Judge No. 1	Mr. Marco FAGGIOLI	ITA
Judge No. 2	Ms. Nadejda HODJEVA	BUL
Judge No. 3	Ms. Natasa DJOKOVIC	SRB
Judge No. 4	Ms. Vessela POPOVA	BUL
Judge No. 5	Mr. Yury KLIUSHNIKOV	AZE

Data/Replay Operator

Data Operator	Ms. Jelena ABAY	ISU
Replay Operator	Ms. Paolina POPOVA	ISU

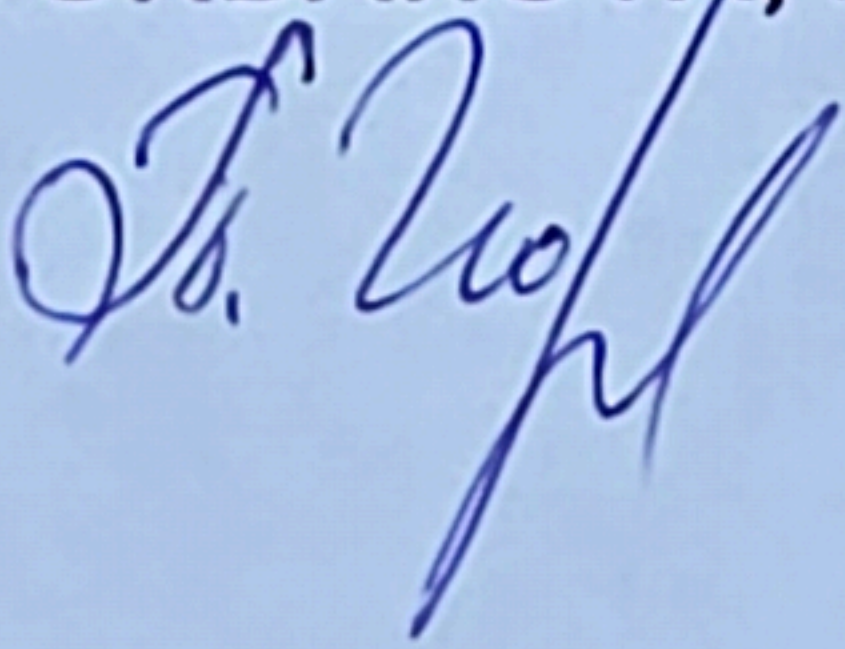
BLACK SEA ICE CUP 01-05.04.2026

RESULTS

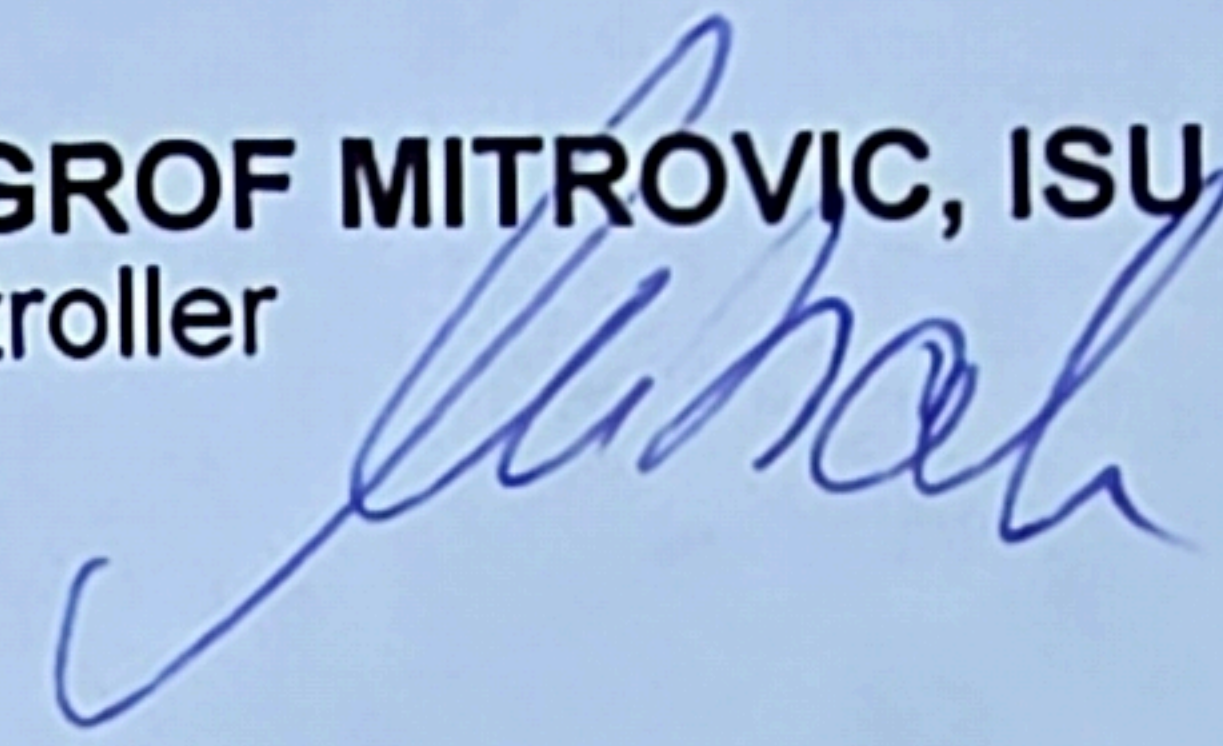
WOMEN

Pl.	Name	Nation	Total Score	SP	FS
1	Genevieve SOMERVILLE	GBR	131.58	1	1
2	Ana SCEPANOVIC	SRB	114.54	2	2
3	Elisavet VOULGARI	GRE	102.30	3	3
4	Defne Gunce KILIC	TUR	90.50	4	4

Ms. Tatiana YORDANOVA, ISU
Referee



Ms. Katarina GROF MITROVIC, ISU
Technical Controller



Legend: SP Short Program FS Free Skating Pl. Place

BLACK SEA ICE CUP 01-05.04.2026

RESULTS

WOMEN SHORT PROGRAM

Pl. Name	Nation	Total Segment Score
1 Genevieve SOMERVILLE	GBR	46.75
2 Ana SCEPANOVIC	SRB	38.44
3 Elisavet VOULGARI	GRE	34.80
4 Defne Gunce KILIC	TUR	32.38

Ms. Tatiana YORDANOVA, ISU
Referee

Ms. Katarina GROF MITROVIC, ISU
Technical Controller

BLACK SEA ICE CUP 01-05.04.2026

JUDGES DETAILS PER SKATER

WOMEN SHORT PROGRAM

Rank	Name	Nation	Starting Number	Total Segment Score	Total Element Score	Total Program Component Score (factored)	Total Deductions
1	Genevieve SOMERVILLE	GBR	1	46.75	26.14	21.61	-1.00

#	Executed Elements	Info	Base Value	GOE	J1	J2	J3	J4	J5	J6	J7	J8	J9	Ref.	Scores of Panel
1	3S	F	4.30	-2.15	-5	-5	-5	-5	-5						2.15
2	3Loq+2T	q	6.20	-0.82	-1	-2	-2	-1	-2						5.38
3	2A		3.30	0.44	2	1	2	1	1						3.74
4	FCSp4		3.20	0.43	1	2	2	1	1						3.63
5	StSq3		3.30	0.44	1	2	2	1	1						3.74
6	CCoSp4		3.50	0.58	1	2	2	1	2						4.08
7	LSp4		2.70	0.72	3	3	2	3	2						3.42
			26.50												26.14
Program Components				Factor											
Composition				1.33	5.00	6.00	5.75	5.25	5.00						5.33
Presentation				1.33	5.00	6.00	5.50	5.00	5.25						5.25
Skating Skills				1.33	5.50	6.25	6.00	5.50	5.25						5.67
Judges Total Program Component Score (factored)															21.61
Deductions:		Falls												-1.00 (1)	
															-1.00

Rank	Name	Nation	Starting Number	Total Segment Score	Total Element Score	Total Program Component Score (factored)	Total Deductions
2	Ana SCEPANOVIC	SRB	2	38.44	17.39	21.05	0.00

#	Executed Elements	Info	Base Value	GOE	J1	J2	J3	J4	J5	J6	J7	J8	J9	Ref.	Scores of Panel
1	1Lo++COMBO	*	0.00	0.00	-	-	-	-	-						0.00
2	3Sq	q	4.30	-2.15	-5	-5	-5	-4	-5						2.15
3	CCoSp2		2.50	0.42	2	2	2	1	1						2.92
4	2A		3.63	x 0.33	1	1	1	1	1						3.96
5	FSSp2		2.30	0.23	1	1	1	1	1						2.53
6	StSq2		2.60	0.43	2	2	2	1	1						3.03
7	LSp3		2.40	0.40	2	1	2	2	1						2.80
			17.73												17.39
Program Components				Factor											
Composition				1.33	5.50	5.50	5.50	4.75	4.75						5.25
Presentation				1.33	5.75	5.50	5.25	5.00	4.50						5.25
Skating Skills				1.33	5.50	5.75	5.50	5.00	4.75						5.33
Judges Total Program Component Score (factored)															21.05
Deductions:															0.00

Rank	Name	Nation	Starting Number	Total Segment Score	Total Element Score	Total Program Component Score (factored)	Total Deductions
3	Elisavet VOULGARI	GRE	3	34.80	16.62	18.18	0.00

#	Executed Elements	Info	Base Value	GOE	J1	J2	J3	J4	J5	J6	J7	J8	J9	Ref.	Scores of Panel
1	3Lo<	<	3.92	-1.05	-3	-4	-3	-2	-2						2.87
2	3S<<+2T	<<	2.60	-0.39	-3	-3	-4	-3	-3						2.21
3	FCSp3		2.80	0.09	1	0	1	0	0						2.89
4	2A<<	<<	1.10	-0.37	-3	-4	-3	-4	-3						0.73
5	StSq2		2.60	0.00	0	0	0	0	0						2.60
6	CCoSp3		3.00	0.00	0	0	0	0	0						3.00
7	LSp3		2.40	-0.08	2	0	0	-1	-1						2.32
			18.42												16.62
Program Components				Factor											
Composition				1.33	5.00	4.75	4.75	4.00	4.25						4.58
Presentation				1.33	4.50	4.75	4.50	4.25	4.25						4.42
Skating Skills				1.33	5.00	5.00	4.50	4.50	4.50						4.67
Judges Total Program Component Score (factored)															18.18
Deductions:															0.00

BLACK SEA ICE CUP 01-05.04.2026

JUDGES DETAILS PER SKATER

WOMEN SHORT PROGRAM

Rank	Name	Nation	Starting Number	Total Segment Score	Total Element Score	Total Program Component Score (factored)	Total Deductions									
4	Defne Gunce KILIC	TUR	4	32.38	16.09	16.29	0.00									
#	Executed Elements	Info	Base Value	GOE	J1	J2	J3	J4	J5	J6	J7	J8	J9	Ref.	Scores of Panel	
1	A*	*	0.00	0.00	-	-	-	-	-	-	-	-	-		0.00	
2	3T<+2T	<	4.66	-0.67	-2	-2	-2	-2	-2	-2	-2	-2	-2		3.99	
3	3S<	<	3.44	-0.69	-2	-2	-2	-2	-2	-2	-2	-2	-2		2.75	
4	CCoSp3		3.00	0.10	0	0	0	1	1	1	1	1	1		3.10	
5	CSp1		1.40	-0.19	-2	-1	-1	-1	-2	-2	-2	-2	-2		1.21	
6	StSq2		2.60	-0.26	-2	-1	-1	-1	-1	-1	-1	-1	-1		2.34	
7	FSSp4		3.00	-0.30	-1	-2	-1	0	-1	-1	-1	-1	-1		2.70	
			18.10												16.09	
Program Components				Factor												
Composition				1.33	4.50	4.25	4.25	4.00	4.00							4.17
Presentation				1.33	3.75	4.00	4.50	3.75	3.75							3.83
Skating Skills				1.33	4.50	4.50	4.25	4.00	4.00							4.25
Judges Total Program Component Score (factored)															16.29	
Deductions:															0.00	

Legend:							
#	Sequence number	GOE	Grade of Execution	Jx	Judges (x=1-9)	Ref.	Referee
*	Invalid element	<	Under-rotated jump	<<	Downgraded jump		
x	Credit for highlight distribution, base value multiplied by 1.1			F	Fall	q	Jump landed on the quarter

BLACK SEA ICE CUP 01-05.04.2026

RESULTS

WOMEN FREE SKATING

Pl. Name	Nation	Total Segment Score
1 Genevieve SOMERVILLE	GBR	84.83
2 Ana SCEPANOVIC	SRB	76.10
3 Elisavet VOULGARI	GRE	67.50
4 Defne Gunce KILIC	TUR	58.12

Ms. Tatiana YORDANOVA, ISU
Referee

Ms. Katarina GROF MITROVIC, ISU
Technical Controller

BLACK SEA ICE CUP 01-05.04.2026

JUDGES DETAILS PER SKATER

WOMEN FREE SKATING

Rank	Name	Nation	Starting Number	Total Segment Score	Total Element Score	Total Program Component Score (factored)	Total Deductions
1	Genevieve SOMERVILLE	GBR	4	84.83	41.68	43.15	0.00

#	Executed Elements	Info	Base Value	GOE	J1	J2	J3	J4	J5	J6	J7	J8	J9	Ref.	Scores of Panel
1	3Lo+2T		6.20	-0.33	-1	-1	-2	0	1						5.87
2	1A		1.10	-0.22	-2	-2	-2	-2	-1						0.88
3	3Lo<	<	3.92	-0.78	-2	-2	-2	-2	-2						3.14
4	2A		3.30	0.33	1	1	1	1	1						3.63
5	FCSp4		3.20	0.43	1	2	2	1	1						3.63
6	2S+1A+1A+SEQ		3.85	x -0.04	0	-1	0	-1	0						3.81
7	3S		4.73	x 0.14	0	0	0	0	1	1					4.87
8	StSq2		2.60	0.09	0	0	0	1	1						2.69
9	3S<+REP	<	2.65	x -0.69	-2	-2	-2	-2	-2						1.96
10	CCoSp4		3.50	0.70	2	2	0	2	2						4.20
11	ChSq1		3.00	0.67	1	2	3	1	1						3.67
12	LSp4		2.70	0.63	2	3	3	2	2						3.33
			40.75												41.68
Program Components				Factor											
Composition				2.67	5.25	6.00	5.75	5.00	5.00						5.33
Presentation				2.67	4.75	5.75	5.50	5.00	5.25						5.25
Skating Skills				2.67	5.50	6.00	6.00	5.25	5.25						5.58
Judges Total Program Component Score (factored)															43.15

Deductions:

0.00

Rank	Name	Nation	Starting Number	Total Segment Score	Total Element Score	Total Program Component Score (factored)	Total Deductions
2	Ana SCEPANOVIC	SRB	3	76.10	36.96	39.14	0.00

#	Executed Elements	Info	Base Value	GOE	J1	J2	J3	J4	J5	J6	J7	J8	J9	Ref.	Scores of Panel
1	3Loq	q	4.90	-2.45	-5	-5	-5	-3	-5						2.45
2	2F+2A+1A+SEQ		6.20	0.22	1	0	1	0	1						6.42
3	2F+2Lo		3.50	0.00	0	0	0	0	0						3.50
4	1S		0.40	-0.01	-1	0	-1	0	0						0.39
5	CCoSp3		3.00	0.10	-1	0	1	0	1						3.10
6	3S<+2T<	<,<	4.48	-1.72	-5	-5	-5	-5	-5						2.76
7	2A		3.63	x 0.00	1	0	0	0	0						3.63
8	ChSq1		3.00	0.33	1	1	1	0	0						3.33
9	2Lz		2.31	x 0.07	0	0	0	1	1						2.38
10	FCCoSp4		3.50	0.00	0	0	0	0	0						3.50
11	StSq2		2.60	0.26	1	2	1	1	1						2.86
12	LSp3		2.40	0.24	2	1	1	1	1						2.64
			39.92												36.96
Program Components				Factor											
Composition				2.67	4.75	5.25	5.00	4.50	4.50						4.75
Presentation				2.67	4.75	5.25	5.25	4.25	4.50						4.83
Skating Skills				2.67	5.25	5.50	5.25	4.75	4.75						5.08
Judges Total Program Component Score (factored)															39.14

Deductions:

0.00

BLACK SEA ICE CUP 01-05.04.2026

JUDGES DETAILS PER SKATER

WOMEN FREE SKATING

Rank	Name	Nation	Starting Number	Total Segment Score	Total Element Score	Total Program Component Score (factored)	Total Deductions
3	Elisavet VOULGARI	GRE	2	67.50	31.90	35.60	0.00

#	Executed Elements	Info	Base Value	GOE	J1	J2	J3	J4	J5	J6	J7	J8	J9	Ref.	Scores of Panel
1	3S<<+1Eu+2S	<<	3.10	-0.39	-3	-3	-3	-3	-4						2.71
2	2A<+2T	<	3.94	-0.53	-2	-2	-3	-2	-2						3.41
3	2F		1.80	0.18	1	1	1	1	0						1.98
4	FCSp4		3.20	0.32	1	1	1	1	1						3.52
5	ChSq1		3.00	0.17	-1	0	2	1	0						3.17
6	2A<<+2T<	<<,<	2.14	-0.55	-5	-5	-5	-5	-5						1.59
7	2Lz		2.31	x 0.00	0	0	0	0	0						2.31
8	2F		1.98	x 0.06	1	0	1	0	0						2.04
9	2Lz		2.31	x 0.00	0	0	0	0	0						2.31
10	StSq2		2.60	0.00	0	0	0	1	0						2.60
11	CCoSp4		3.50	0.12	0	0	1	0	1						3.62
12	LSp3		2.40	0.24	1	1	1	1	1						2.64
			32.28												31.90
Program Components				Factor											
Composition				2.67	4.50	4.50	4.75	4.50	4.00						4.50
Presentation				2.67	4.25	4.25	4.50	4.75	4.00						4.33
Skating Skills				2.67	4.50	4.50	5.25	4.50	4.25						4.50
Judges Total Program Component Score (factored)															35.60

Deductions:

0.00

Rank	Name	Nation	Starting Number	Total Segment Score	Total Element Score	Total Program Component Score (factored)	Total Deductions
4	Defne Gunce KILIC	TUR	1	58.12	28.30	29.82	0.00

#	Executed Elements	Info	Base Value	GOE	J1	J2	J3	J4	J5	J6	J7	J8	J9	Ref.	Scores of Panel
1	3T<+2T	<	4.66	-0.67	-2	-2	-2	-2	-2						3.99
2	2Lo+2T		3.00	0.00	0	0	0	0	0						3.00
3	1S		0.40	-0.12	-5	-3	-2	-3	-3						0.28
4	FSSp4		3.00	0.20	0	1	1	1	0						3.20
5	3T<	<	3.36	-0.67	-2	-2	-2	-2	-2						2.69
6	2A<<	<<	1.10	-0.55	-5	-5	-5	-4	-5						0.55
7	ChSq1		3.00	-0.67	-2	-2	-1	-1	-1						2.33
8	2Lz+1A+2Lo<+SEQ	<	5.02	x -0.42	-2	-2	-2	-2	-2						4.60
9	2Lz		2.31	x -0.21	-1	-1	-1	-1	-1						2.10
10	CCoSp3		3.00	0.00	1	0	0	0	-1						3.00
11	StSq1		1.80	-0.36	-2	-2	-2	-2	-2						1.44
12	CSp1		1.40	-0.28	-2	-2	-2	-2	-2						1.12
			32.05												28.30
Program Components				Factor											
Composition				2.67	3.75	3.75	3.75	3.50	3.50						3.67
Presentation				2.67	3.50	3.50	3.25	3.25	3.75						3.42
Skating Skills				2.67	4.25	4.25	3.75	4.00	4.00						4.08
Judges Total Program Component Score (factored)															29.82

Deductions:

0.00

Legend:

#	Sequence number	GOE	Grade of Execution	Jx	Judges (x=1-9)	Ref.	Referee
<	Under-rotated jump	<<	Downgraded jump	x	Credit for highlight distribution, base value multiplied by 1.1		
REP	Jump repetition	q	Jump landed on the quarter				

BLACK SEA ICE CUP 01-05.04.2026

JUNIOR MEN

Black sea ice Arena	04 APR 2026	17:15	Short Program
	05 APR 2026	11:45	Free Skating

Size of Skating Arena:	30m*60m
Ice Conditions:	very good
Number of Entries:	3
Number of Participants:	3

Entry Withdrawn:

Short Program		
Duration:	2:40 +/- 10 seconds	
Segment Factor:	1.00	
Program Component Factors:	Composition	1.67
	Presentation	1.67
	Skating Skills	1.67

Free Skating		
Duration:	3:30 +/- 10 seconds	
Segment Factor:	1.00	
Program Component Factors:	Composition	3.33
	Presentation	3.33
	Skating Skills	3.33

BLACK SEA ICE CUP 01-05.04.2026

PANEL OF JUDGES

JUNIOR MEN

Officials

Technical Controller	Ms. Katarina GROF MITROVIC	ISU
Technical Specialist	Ms. Albena ALADJOVA	ISU
Technical Specialist	Mr. Tunca UNLU	ISU

Judges

Referee	Ms. Tatiana YORDANOVA	ISU
Judge No. 1	Mr. Marco FAGGIOLI	ITA
Judge No. 2	Ms. Nadejda HODJEVA	BUL
Judge No. 3	Ms. Natasa DJOKOVIC	SRB
Judge No. 4	Ms. Vessela POPOVA	BUL
Judge No. 5	Mr. Yury KLIUSHNIKOV	AZE

Data/Replay Operator

Data Operator	Ms. Jelena ABAY	ISU
Replay Operator	Ms. Paolina POPOVA	ISU

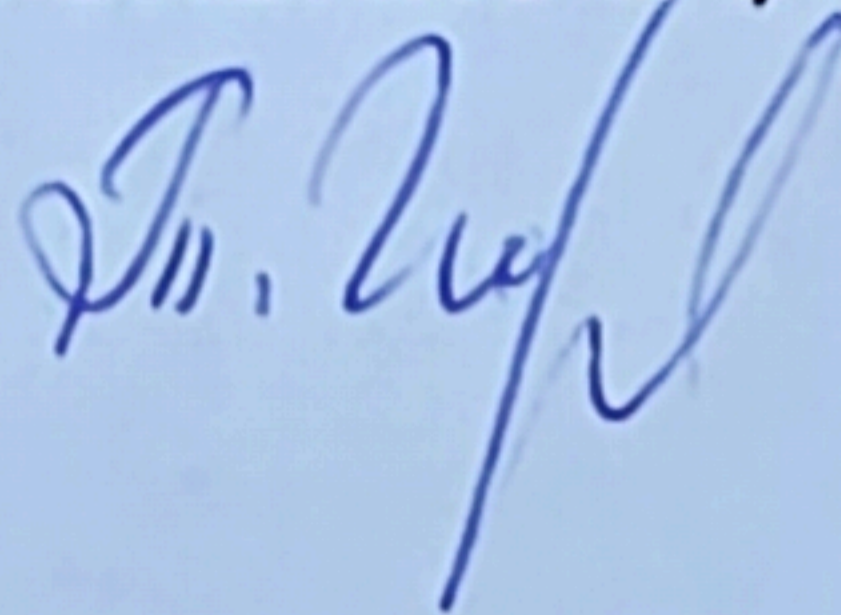
BLACK SEA ICE CUP 01-05.04.2026

RESULTS


JUNIOR MEN

Pl. Name	Nation	Total Score	SP	FS
1 Deyan MIHAYLOV	BUL	187.70	1	1
2 Yoanis APOSTOLU	BUL	150.52	2	3
3 Mohammed AAMARA	BEL	147.59	3	2

Ms. Tatiana YORDANOVA, ISU
Referee



Ms. Katarina GROF MITROVIC, ISU
Technical Controller



Legend: SP Short Program FS Free Skating Pl. Place

BLACK SEA ICE CUP 01-05.04.2026

RESULTS

JUNIOR MEN SHORT PROGRAM

Pl. Name	Nation	Total Segment Score
1 Deyan MIHAYLOV	BUL	65.03
2 Yoanis APOSTOLU	BUL	56.95
3 Mohammed AAMARA	BEL	50.11

Ms. Tatiana YORDANOVA, ISU
Referee

Ms. Katarina GROF MITROVIC, ISU
Technical Controller

BLACK SEA ICE CUP 01-05.04.2026

JUDGES DETAILS PER SKATER

JUNIOR MEN SHORT PROGRAM

Rank	Name	Nation	Starting Number	Total Segment Score	Total Element Score	Total Program Component Score (factored)	Total Deductions
1	Deyan MIHAYLOV	BUL	2	65.03	35.38	29.65	0.00

#	Executed Elements	Info	Base Value	GOE	J1	J2	J3	J4	J5	J6	J7	J8	J9	Ref.	Scores of Panel
1	2A		3.30	0.66	3	2	2	2	1						3.96
2	3Lo		4.90	0.49	2	1	1	1	1						5.39
3	FSSp4		3.00	0.60	2	2	2	2	1						3.60
4	3Lz+3T		11.11	x 0.59	3	1	1	1	1						11.70
5	CCSp3		2.80	0.00	0	1	1	-1	-2						2.80
6	StSq3		3.30	0.55	3	2	2	1	1						3.85
7	CCoSp4		3.50	0.58	3	1	2	0	2						4.08
			31.91												35.38
Program Components				Factor											
	Composition			1.67	7.25	6.00	6.00	5.50	5.00						5.83
	Presentation			1.67	7.25	6.00	6.25	5.50	5.25						5.92
	Skating Skills			1.67	7.00	6.25	6.00	5.75	5.25						6.00
Judges Total Program Component Score (factored)				29.65											

Deductions: 0.00

Rank	Name	Nation	Starting Number	Total Segment Score	Total Element Score	Total Program Component Score (factored)	Total Deductions
2	Yoanis APOSTOLU	BUL	3	56.95	30.51	26.44	0.00

#	Executed Elements	Info	Base Value	GOE	J1	J2	J3	J4	J5	J6	J7	J8	J9	Ref.	Scores of Panel
1	3Lo		4.90	0.49	1	1	2	1	1						5.39
2	3T+3T		8.40	0.56	2	1	2	1	1						8.96
3	CCSp3		2.80	-0.28	-1	-1	0	-1	-2						2.52
4	2A		3.63	x 0.33	1	1	1	1	0						3.96
5	StSq3		3.30	0.11	1	1	0	0	0						3.41
6	CCoSp4		3.50	-0.23	-1	0	0	-1	-1						3.27
7	FSSp4		3.00	0.00	0	0	2	0	0						3.00
			29.53												30.51
Program Components				Factor											
	Composition			1.67	5.50	5.50	5.00	5.25	4.50						5.25
	Presentation			1.67	5.25	5.25	5.00	5.00	4.75						5.08
	Skating Skills			1.67	5.75	5.50	5.50	5.50	4.75						5.50
Judges Total Program Component Score (factored)				26.44											

Deductions: 0.00

Rank	Name	Nation	Starting Number	Total Segment Score	Total Element Score	Total Program Component Score (factored)	Total Deductions
3	Mohammed AAMARA	BEL	1	50.11	27.15	22.96	0.00

#	Executed Elements	Info	Base Value	GOE	J1	J2	J3	J4	J5	J6	J7	J8	J9	Ref.	Scores of Panel
1	3Lz+3T		10.10	0.39	1	1	1	0	0						10.49
2	StSq3		3.30	-0.22	0	-1	-1	-1	0						3.08
3	3Lo		4.90	-0.98	-2	-2	-2	-2	-2						3.92
4	CCSp2		2.30	-0.54	-3	-1	-1	-3	-4						1.76
5	FSSp1		2.00	-0.40	-3	-1	-1	-3	-2						1.60
6	2A		3.63	x -0.33	-1	-1	-1	-1	-1						3.30
7	CCoSp3		3.00	0.00	0	0	0	-1	0						3.00
			29.23												27.15
Program Components				Factor											
	Composition			1.67	4.25	5.00	5.00	4.50	4.00						4.58
	Presentation			1.67	4.25	4.75	4.75	4.25	4.00						4.42
	Skating Skills			1.67	4.75	5.25	5.00	4.50	4.25						4.75
Judges Total Program Component Score (factored)				22.96											

Deductions: 0.00

BLACK SEA ICE CUP 01-05.04.2026

RESULTS

JUNIOR MEN FREE SKATING

Pl. Name	Nation	Total Segment Score
1 Deyan MIHAYLOV	BUL	122.67
2 Mohammed AAMARA	BEL	97.48
3 Yoanis APOSTOLU	BUL	93.57

Ms. Tatiana YORDANOVA, ISU
Referee

Ms. Katarina GROF MITROVIC, ISU
Technical Controller

BLACK SEA ICE CUP 01-05.04.2026

JUDGES DETAILS PER SKATER

JUNIOR MEN FREE SKATING

Rank	Name	Nation	Starting Number	Total Segment Score	Total Element Score	Total Program Component Score (factored)	Total Deductions
1	Deyan MIHAYLOV	BUL	3	122.67	63.30	59.37	0.00

#	Executed Elements	Info	Base Value	GOE	J1	J2	J3	J4	J5	J6	J7	J8	J9	Ref.	Scores of Panel
1	2A		3.30	0.66	2	2	3	2	2						3.96
2	3Lo		4.90	0.98	2	2	2	2	2						5.88
3	3F+2T		6.60	0.35	1	1	0	0	1						6.95
4	3S+3T		8.50	0.00	0	0	0	-2	0						8.50
5	CCSp3		2.80	0.28	2	1	1	1	1						3.08
6	3Lz+2A+2T+SEQ		11.55	x 0.79	2	2	1	1	1						12.34
7	3F		5.83	x 0.71	2	2	0	0	2						6.54
8	3Lz		6.49	x -0.59	-1	-1	-1	-1	-1						5.90
9	ChSq1		3.00	0.67	2	2	1	0	1						3.67
10	CCoSp4		3.50	-0.12	0	0	-1	-1	1						3.38
11	FSSp4		3.00	0.10	0	1	1	0	0						3.10
			59.47												63.30
Program Components			Factor												
	Composition		3.33	6.50	6.25	6.00	5.00	5.25							5.83
	Presentation		3.33	7.00	6.00	6.25	5.50	5.50							5.92
	Skating Skills		3.33	7.00	6.50	6.25	5.50	5.25							6.08
Judges Total Program Component Score (factored)			59.37												

Deductions:	0.00
--------------------	-------------

Rank	Name	Nation	Starting Number	Total Segment Score	Total Element Score	Total Program Component Score (factored)	Total Deductions
2	Mohammed AAMARA	BEL	1	97.48	49.16	48.32	0.00

#	Executed Elements	Info	Base Value	GOE	J1	J2	J3	J4	J5	J6	J7	J8	J9	Ref.	Scores of Panel
1	3A		8.00	0.00	0	0	1	0	0						8.00
2	3Lz		5.90	0.39	1	0	0	1	1						6.29
3	3Lo		4.90	-1.96	-3	-4	-4	-4	-5						2.94
4	FSSp2		2.30	0.00	0	0	1	0	0						2.30
5	3Lz+3T		10.10	-1.57	-3	-3	-2	-3	-1						8.53
6	ChSq1		3.00	0.00	0	0	0	0	0						3.00
7	3F		5.83	x 0.00	0	0	0	0	0						5.83
8	CCoSp2		2.50	0.00	0	0	0	0	0						2.50
9	3S+1A+SEQ		5.94	x -0.72	-2	-1	-1	-2	-2						5.22
10	3Lo+REP		3.77	x -0.98	-2	-2	-2	-2	-2						2.79
11	CCSp2		2.30	-0.54	-2	-3	-3	-1	-2						1.76
			54.54												49.16
Program Components			Factor												
	Composition		3.33	4.25	5.25	5.50	4.50	4.25							4.67
	Presentation		3.33	3.75	5.50	5.00	4.50	4.50							4.67
	Skating Skills		3.33	4.75	6.00	5.75	5.00	4.75							5.17
Judges Total Program Component Score (factored)			48.32												

Deductions:	0.00
--------------------	-------------

BLACK SEA ICE CUP 01-05.04.2026

JUDGES DETAILS PER SKATER

JUNIOR MEN FREE SKATING

Rank	Name	Nation	Starting Number	Total Segment Score	Total Element Score	Total Program Component Score (factored)	Total Deductions
3	Yoanis APOSTOLU	BUL	2	93.57	49.32	45.25	-1.00

#	Executed Elements	Info	Base Value	GOE	J1	J2	J3	J4	J5	J6	J7	J8	J9	Ref.	Scores of Panel	
1	3F+2A+2T+SEQ		9.90	-1.06	-2	-2	-2	-2	-3						8.84	
2	3Lz+3Lo<	<	9.82	-1.18	-2	-2	-3	-2	-2						8.64	
3	3S	F	4.30	-2.15	-5	-5	-5	-5	-5						2.15	
4	3Lz		5.90	-0.59	-1	-1	-1	-1	-1						5.31	
5	CCSp2		2.30	-0.31	-1	-2	-3	0	-1						1.99	
6	3T+2T		6.05	x 0.00	0	0	0	0	0						6.05	
7	2A		3.63	x 0.33	1	1	1	1	0						3.96	
8	3T		4.62	x 0.42	1	1	1	1	1						5.04	
9	ChSq1		3.00	-0.50	-1	-1	-2	-1	-1						2.50	
10	CCoSp2		2.50	-0.17	-1	-1	0	-1	0						2.33	
11	FSSp3		2.60	-0.09	-2	0	0	-1	0						2.51	
			54.62												49.32	
Program Components				Factor												
Composition				3.33	4.50	4.75	4.25	4.50	4.00						4.42	
Presentation				3.33	4.50	4.50	4.25	4.00	4.00						4.25	
Skating Skills				3.33	5.00	5.25	5.00	4.75	4.50						4.92	
Judges Total Program Component Score (factored)														45.25		
Deductions:			Falls	-1.00	(1)											-1.00

Legend:

#	Sequence number	GOE	Grade of Execution	Jx	Judges (x=1-9)	Ref.	Referee
<	Under-rotated jump	x	Credit for highlight distribution, base value multiplied by 1.1			REP	Jump repetition
F	Fall						

BLACK SEA ICE CUP 01-05.04.2026

JUNIOR WOMEN

Black sea ice Arena	04 APR 2026	14:00	Short Program
	05 APR 2026	8:45	Free Skating

Size of Skating Arena:	30m*60m
Ice Conditions:	very good
Number of Entries:	24
Number of Participants:	24

Entry Withdrawn:

Short Program		
Duration:	2:40 +/- 10 seconds	
Segment Factor:	1.00	
Program Component Factors:	Composition	1.33
	Presentation	1.33
	Skating Skills	1.33

Free Skating		
Duration:	3:30 +/- 10 seconds	
Segment Factor:	1.00	
Program Component Factors:	Composition	2.67
	Presentation	2.67
	Skating Skills	2.67

BLACK SEA ICE CUP 01-05.04.2026

PANEL OF JUDGES

JUNIOR WOMEN

Officials

Technical Controller	Ms. Katarina GROF MITROVIC	ISU
Technical Specialist	Mr. Tunca UNLU	ISU
Technical Specialist	Ms. Albena ALADJOVA	ISU

Judges

Referee	Ms. Tatiana YORDANOVA	ISU
Judge No. 1	Mr. Marco FAGGIOLI	ITA
Judge No. 2	Ms. Nadejda HODJEVA	BUL
Judge No. 3	Ms. Natasa DJOKOVIC	SRB
Judge No. 4	Ms. Vessela POPOVA	BUL
Judge No. 5	Mr. Yury KLIUSHNIKOV	AZE

Data/Replay Operator

Data Operator	Ms. Paolina POPOVA	ISU
Replay Operator	Ms. Jelena ABAY	ISU

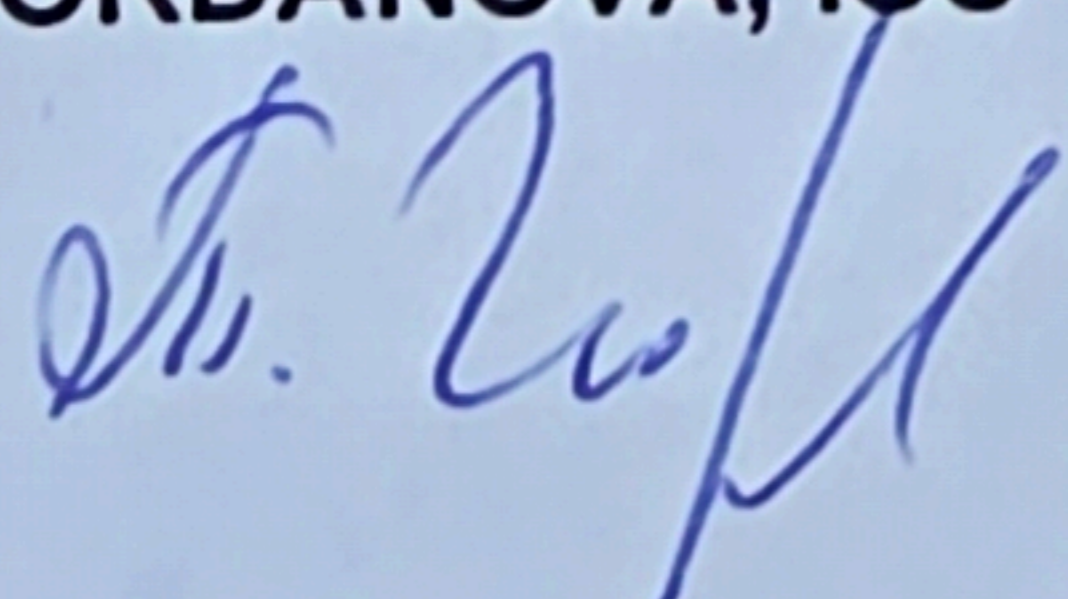
BLACK SEA ICE CUP 01-05.04.2026

RESULTS


JUNIOR WOMEN

Pl.	Name	Nation	Total Score	SP	FS
1	Elina GOIDINA	EST	186.97	1	1
2	Lilou REMEYSEN	BEL	183.57	2	2
3	Vasilisa BOGOMOLOVA	CYP	158.60	3	3
4	Lia LYUBENOVA	BUL	139.75	4	4
5	Karina SHESTERIKOVA	EST	123.45	5	5
6	Sofia Anna PALMQVIST	SWE	112.09	6	6
7	Tsvetelina PANOVA	BUL	110.57	8	7
8	Izabella KIRILLOVA	ISR	101.19	7	8
9	Lilly Anna Christina NORLANDER	SWE	95.68	9	11
10	Maria ILIEVA	BUL	94.92	14	9
11	Floor van der PAS	NED	90.68	10	12
12	Katerina ALEKSOVA	BUL	89.30	12	13
13	Maxima REBERNIG	AUT	88.83	16	10
14	Anastasiia FILINA	BUL	87.14	11	15
15	Ester NORLANDER	SWE	86.85	13	14
16	Iva ANDREEVA	BUL	77.38	15	18
17	Dorina SZIGETI	HUN	74.35	19	16
18	Ava BURNS	AUS	73.08	18	17
19	Ivayla VLADIMIROVA	BUL	66.81	17	19
Withdrawn					
	Milena VELCHEVA	BUL		WD	
	Ginevra CARRARO	ITA		WD	
	Ella HAWKES	RSA		WD	
	Lilly ALMGREN-LIDMAN	SWE		WD	
	Leona GEBARA	SWE		WD	

Ms. Tatiana YORDANOVA, ISU
Referee



Ms. Katarina GROF MITROVIC, ISU
Technical Controller



Legend:					
SP	Short Program	FS	Free Skating	WD	Withdrawn
		Pl.	Place		

BLACK SEA ICE CUP 01-05.04.2026**RESULTS****JUNIOR WOMEN SHORT PROGRAM**

Pl. Name	Nation	Total Segment Score
1 Elina GOIDINA	EST	62.57
2 Lilou REMEYSEN	BEL	59.81
3 Vasilisa BOGOMOLOVA	CYP	59.21
4 Lia LYUBENOVA	BUL	49.17
5 Karina SHESTERIKOVA	EST	48.30
6 Sofia Anna PALMQVIST	SWE	37.64
7 Izabella KIRILLOVA	ISR	37.04
8 Tsvetelina PANOVA	BUL	36.81
9 Lilly Anna Christina NORLANDER	SWE	36.67
10 Floor van der PAS	NED	33.79
11 Anastasiia FILINA	BUL	33.51
12 Katerina ALEKSOVA	BUL	33.32
13 Ester NORLANDER	SWE	33.10
14 Maria ILIEVA	BUL	31.71
15 Iva ANDREEVA	BUL	28.71
16 Maxima REBERNIG	AUT	28.35
17 Ivayla VLADIMIROVA	BUL	24.51
18 Ava BURNS	AUS	23.69
19 Dorina SZIGETI	HUN	23.53
Withdrawn		
Milena VELCHEVA	BUL	WD
Ginevra CARRARO	ITA	WD
Ella HAWKES	RSA	WD
Lilly ALMGREN-LIDMAN	SWE	WD
Leona GEBARA	SWE	WD

Ms. Tatiana YORDANOVA, ISU
Referee

Ms. Katarina GROF MITROVIC, ISU
Technical Controller

Legend:
WD Withdrawn

BLACK SEA ICE CUP 01-05.04.2026

JUDGES DETAILS PER SKATER

JUNIOR WOMEN SHORT PROGRAM

Rank	Name	Nation	Starting Number	Total Segment Score	Total Element Score	Total Program Component Score (factored)	Total Deductions
1	Elina GOIDINA	EST	11	62.57	34.87	27.70	0.00

#	Executed Elements	Info	Base Value	GOE	J1	J2	J3	J4	J5	J6	J7	J8	J9	Ref.	Scores of Panel
1	3Lo		4.90	1.47	3	3	3	2	3						6.37
2	2A		3.30	0.99	2	4	3	3	3						4.29
3	FSSp4		3.00	0.80	2	3	3	3	2						3.80
4	3Lz+2T		7.92	x -0.20	0	0	0	-1	-1						7.72
5	StSq4		3.90	1.17	3	3	3	3	3						5.07
6	CCoSp4		3.50	0.70	3	2	2	1	2						4.20
7	LSp4		2.70	0.72	3	2	3	2	3						3.42
			29.22												34.87
Program Components				Factor											
Composition				1.33	7.25	6.75	6.50	6.75	7.50						6.92
Presentation				1.33	6.75	6.50	6.25	7.25	7.25						6.83
Skating Skills				1.33	7.50	6.50	6.50	7.25	7.50						7.08
Judges Total Program Component Score (factored)															27.70

Deductions: 0.00

Rank	Name	Nation	Starting Number	Total Segment Score	Total Element Score	Total Program Component Score (factored)	Total Deductions
2	Lilou REMEYSEN	BEL	8	59.81	34.20	25.61	0.00

#	Executed Elements	Info	Base Value	GOE	J1	J2	J3	J4	J5	J6	J7	J8	J9	Ref.	Scores of Panel
1	3Lz+2T		7.20	1.18	3	2	2	1	2						8.38
2	2A		3.30	0.66	2	2	2	2	2						3.96
3	FSSp4		3.00	0.90	3	2	3	3	3						3.90
4	3Lo		5.39	x 0.65	2	2	1	1	1						6.04
5	StSq3		3.30	0.88	3	3	2	2	3						4.18
6	CCoSp4		3.50	0.82	4	2	2	2	3						4.32
7	LSp4		2.70	0.72	4	1	2	3	3						3.42
			28.39												34.20
Program Components				Factor											
Composition				1.33	7.00	6.25	5.50	6.25	7.00						6.50
Presentation				1.33	7.25	6.25	5.50	6.00	7.00						6.42
Skating Skills				1.33	7.00	6.00	5.75	6.50	6.50						6.33
Judges Total Program Component Score (factored)															25.61

Deductions: 0.00

Rank	Name	Nation	Starting Number	Total Segment Score	Total Element Score	Total Program Component Score (factored)	Total Deductions
3	Vasilisa BOGOMOLOVA	CYP	15	59.21	33.61	25.60	0.00

#	Executed Elements	Info	Base Value	GOE	J1	J2	J3	J4	J5	J6	J7	J8	J9	Ref.	Scores of Panel
1	3Lz+2T		7.20	1.38	3	2	2	2	3						8.58
2	3Lo		4.90	0.82	1	2	2	1	2						5.72
3	FSSp3		2.60	-0.17	-1	0	1	-1	-1						2.43
4	StSq4		3.90	1.04	4	3	3	2	2						4.94
5	2A		3.63	x 0.66	2	2	2	2	1						4.29
6	CCoSp4		3.50	0.82	3	3	2	1	2						4.32
7	LSp4		2.70	0.63	3	2	3	2	2						3.33
			28.43												33.61
Program Components				Factor											
Composition				1.33	7.50	6.25	6.25	6.00	6.25						6.25
Presentation				1.33	7.25	6.50	6.00	6.25	6.50						6.42
Skating Skills				1.33	7.50	6.50	6.00	6.75	6.50						6.58
Judges Total Program Component Score (factored)															25.60

Deductions: 0.00

BLACK SEA ICE CUP 01-05.04.2026
JUDGES DETAILS PER SKATER
JUNIOR WOMEN SHORT PROGRAM

Rank	Name	Nation	Starting Number	Total Segment Score	Total Element Score	Total Program Component Score (factored)	Total Deductions
4	Lia LYUBENOVA	BUL	19	49.17	26.89	22.28	0.00

#	Executed Elements	Info	Base Value	GOE	J1	J2	J3	J4	J5	J6	J7	J8	J9	Ref.	Scores of Panel
1	3Lo<	<	3.92	-0.78	-2	-2	-2	-2	-2						3.14
2	3S+2T		5.60	0.14	1	1	-1	0	0						5.74
3	CSp4		2.60	0.52	2	2	2	1	2						3.12
4	2A		3.63	x 0.33	1	1	1	1	1						3.96
5	CCoSp4		3.50	0.58	2	2	2	1	1						4.08
6	StSq3		3.30	0.55	2	2	2	1	1						3.85
7	FSSp4		3.00	0.00	0	0	0	0	0						3.00
			25.55												26.89
Program Components				Factor											
Composition				1.33	5.50	5.75	5.75	5.50	5.75						5.67
Presentation				1.33	5.50	5.50	5.50	5.25	5.50						5.50
Skating Skills				1.33	6.00	5.75	5.50	5.50	5.50						5.58
Judges Total Program Component Score (factored)															22.28

Deductions: 0.00

Rank	Name	Nation	Starting Number	Total Segment Score	Total Element Score	Total Program Component Score (factored)	Total Deductions
5	Karina SHESTERIKOVA	EST	13	48.30	27.47	20.83	0.00

#	Executed Elements	Info	Base Value	GOE	J1	J2	J3	J4	J5	J6	J7	J8	J9	Ref.	Scores of Panel
1	3F+2T		6.60	0.88	2	2	2	1	1						7.48
2	3Lo		4.90	0.49	1	1	1	1	1						5.39
3	LSp3		2.40	0.24	1	1	1	0	1						2.64
4	2Aq	q	3.63	x -0.77	-2	-3	-2	-2	-3						2.86
5	StSq3		3.30	0.00	1	0	0	0	0						3.30
6	FSSp4		3.00	-0.40	-2	-1	0	-2	-1						2.60
7	CCoSp3		3.00	0.20	0	2	2	0	0						3.20
			26.83												27.47
Program Components				Factor											
Composition				1.33	4.75	5.50	5.00	5.25	4.50						5.00
Presentation				1.33	4.75	5.50	5.25	5.25	4.25						5.08
Skating Skills				1.33	5.50	5.75	5.50	5.75	5.25						5.58
Judges Total Program Component Score (factored)															20.83

Deductions: 0.00

Rank	Name	Nation	Starting Number	Total Segment Score	Total Element Score	Total Program Component Score (factored)	Total Deductions
6	Sofia Anna PALMQVIST	SWE	12	37.64	19.23	18.41	0.00

#	Executed Elements	Info	Base Value	GOE	J1	J2	J3	J4	J5	J6	J7	J8	J9	Ref.	Scores of Panel
1	2A		3.30	-0.22	-1	-1	-1	0	0						3.08
2	2F+2T		3.10	0.12	1	0	0	1	1						3.22
3	LSp2		1.90	0.13	1	1	1	0	0						2.03
4	FSSp2		2.30	-0.15	0	-1	0	-2	-1						2.15
5	StSq2		2.60	0.26	1	1	1	1	1						2.86
6	2Lo		1.87	x 0.17	2	1	0	1	1						2.04
7	CCoSp4		3.50	0.35	2	1	1	1	1						3.85
			18.57												19.23
Program Components				Factor											
Composition				1.33	5.00	4.50	4.25	4.75	4.75						4.67
Presentation				1.33	5.25	4.50	4.50	5.00	4.75						4.75
Skating Skills				1.33	4.50	4.75	4.25	4.50	4.25						4.42
Judges Total Program Component Score (factored)															18.41

Deductions: 0.00

BLACK SEA ICE CUP 01-05.04.2026
JUDGES DETAILS PER SKATER
JUNIOR WOMEN SHORT PROGRAM

Rank	Name	Nation	Starting Number	Total Segment Score	Total Element Score	Total Program Component Score (factored)	Total Deductions								
7	Izabella KIRILLOVA	ISR	5	37.04	20.30	16.74	0.00								
#	Executed Elements	Info	Base Value	GOE	J1	J2	J3	J4	J5	J6	J7	J8	J9	Ref.	Scores of Panel
1	2A		3.30	-0.33	-1	-1	-1	-1	0						2.97
2	2Lz+2T		3.40	0.00	0	0	0	1	0						3.40
3	FSSp3		2.60	-0.09	-2	0	-1	0	0						2.51
4	2Lo		1.87	x 0.17	1	1	1	1	0						2.04
5	StSq3		3.30	0.33	1	1	2	1	1						3.63
6	CCoSp4		3.50	-0.23	0	-1	-2	-1	0						3.27
7	LSp3		2.40	0.08	1	0	0	-1	1						2.48
			20.37												20.30
Program Components				Factor											
Composition				1.33	4.75	4.25	4.00	4.00	4.00						4.08
Presentation				1.33	4.50	4.00	3.75	4.25	4.00						4.08
Skating Skills				1.33	5.25	4.25	4.50	4.50	4.25						4.42
Judges Total Program Component Score (factored)															16.74
Deductions:															0.00

Rank	Name	Nation	Starting Number	Total Segment Score	Total Element Score	Total Program Component Score (factored)	Total Deductions								
8	Tsvetelina PANOVA	BUL	18	36.81	18.52	18.29	0.00								
#	Executed Elements	Info	Base Value	GOE	J1	J2	J3	J4	J5	J6	J7	J8	J9	Ref.	Scores of Panel
1	3Lo<	<	3.92	-1.96	-5	-5	-5	-5	-5						1.96
2	3S<+2T	<	4.74	-0.69	-2	-2	-3	-2	-2						4.05
3	FSSp3		2.60	-0.52	-3	-2	-2	-2	-1						2.08
4	2A<	<	2.90	x -1.23	-5	-5	-5	-4	-3						1.67
5	CCoSp4		3.50	-0.12	0	-1	-2	0	1						3.38
6	StSq2		2.60	0.17	1	1	1	0	0						2.77
7	CSp3		2.30	0.31	2	1	2	1	1						2.61
			22.56												18.52
Program Components				Factor											
Composition				1.33	5.25	4.75	4.50	4.00	4.75						4.67
Presentation				1.33	4.75	4.50	4.00	4.00	4.50						4.33
Skating Skills				1.33	5.25	5.25	4.25	4.25	4.75						4.75
Judges Total Program Component Score (factored)															18.29
Deductions:															0.00

BLACK SEA ICE CUP 01-05.04.2026
JUDGES DETAILS PER SKATER
JUNIOR WOMEN SHORT PROGRAM

Rank	Name	Nation	Starting Number	Total Segment Score	Total Element Score	Total Program Component Score (factored)	Total Deductions
9	Lilly Anna Christina NORLANDER	SWE	14	36.67	18.93	18.74	-1.00

#	Executed Elements	Info	Base Value	GOE	J1	J2	J3	J4	J5	J6	J7	J8	J9	Ref.	Scores of Panel
1	2A<	F <	2.64	-1.32	-5	-5	-5	-5	-5						1.32
2	2Lo		1.70	0.06	2	1	0	0	0						1.76
3	FSSp4		3.00	0.50	2	2	2	1	1						3.50
4	2Lz+2T		3.74	x 0.07	1	0	0	0	1						3.81
5	CCoSp3		3.00	0.00	0	0	1	-2	0						3.00
6	StSq2		2.60	0.17	1	1	1	0	0						2.77
7	CSp4		2.60	0.17	1	1	1	0	0						2.77
			19.28												18.93
Program Components			Factor												
	Composition			1.33	5.25	5.00	4.50	4.25	4.50						4.67
	Presentation			1.33	5.00	5.25	4.75	4.50	4.50						4.75
	Skating Skills			1.33	4.75	5.00	5.00	4.25	4.25						4.67
	Judges Total Program Component Score (factored)														18.74
Deductions:			Falls	-1.00	(1)										-1.00

Rank	Name	Nation	Starting Number	Total Segment Score	Total Element Score	Total Program Component Score (factored)	Total Deductions
10	Floor van der PAS	NED	16	33.79	17.05	17.74	-1.00

#	Executed Elements	Info	Base Value	GOE	J1	J2	J3	J4	J5	J6	J7	J8	J9	Ref.	Scores of Panel
1	3S<+COMBO	F <	3.44	-1.72	-5	-5	-5	-5	-5						1.72
2	2Lo		1.70	0.00	0	0	0	0	0						1.70
3	CCoSp4		3.50	-0.70	-2	-2	-2	-3	-1						2.80
4	2Aq	q	3.63	x -0.66	-2	-2	-2	-2	-2						2.97
5	StSq2		2.60	0.00	0	0	0	-1	0						2.60
6	FSSp2		2.30	0.08	-2	0	1	0	1						2.38
7	LSp4		2.70	0.18	1	1	1	0	0						2.88
			19.87												17.05
Program Components			Factor												
	Composition			1.33	5.25	4.75	4.50	4.00	4.00						4.42
	Presentation			1.33	4.75	4.50	4.25	4.00	4.00						4.25
	Skating Skills			1.33	4.75	5.00	4.75	4.25	4.50						4.67
	Judges Total Program Component Score (factored)														17.74
Deductions:			Falls	-1.00	(1)										-1.00

Rank	Name	Nation	Starting Number	Total Segment Score	Total Element Score	Total Program Component Score (factored)	Total Deductions
11	Anastasiia FILINA	BUL	20	33.51	17.55	15.96	0.00

#	Executed Elements	Info	Base Value	GOE	J1	J2	J3	J4	J5	J6	J7	J8	J9	Ref.	Scores of Panel
1	3S<+2T	<	4.74	-0.69	-2	-2	-2	-2	-2						4.05
2	2A<	<	2.64	-1.32	-5	-5	-5	-4	-5						1.32
3	FSSp4		3.00	0.00	-1	0	0	0	0						3.00
4	2Lo		1.70	0.00	0	0	1	0	0						1.70
5	LSp3		2.40	-0.24	-1	-1	-1	-1	0						2.16
6	StSq2		2.60	-0.43	-2	-2	-2	-1	-1						2.17
7	CCoSp4		3.50	-0.35	-1	-1	-1	-1	0						3.15
			20.58												17.55
Program Components			Factor												
	Composition			1.33	4.25	4.00	3.75	3.50	4.50						4.00
	Presentation			1.33	3.75	4.00	3.50	3.75	4.50						3.83
	Skating Skills			1.33	4.25	4.25	3.75	4.00	4.75						4.17
	Judges Total Program Component Score (factored)														15.96
Deductions:															0.00

BLACK SEA ICE CUP 01-05.04.2026
JUDGES DETAILS PER SKATER
JUNIOR WOMEN SHORT PROGRAM

Rank	Name	Nation	Starting Number	Total Segment Score	Total Element Score	Total Program Component Score (factored)	Total Deductions								
12	Katerina ALEKSOVA	BUL	7	33.32	18.36	15.96	-1.00								
#	Executed Elements	Info	Base Value	GOE	J1	J2	J3	J4	J5	J6	J7	J8	J9	Ref.	Scores of Panel
1	2A<	<	2.64	-0.62	-3	-2	-2	-2	-3						2.02
2	3S<+2T	<	4.74	-0.80	-2	-2	-3	-3	-2						3.94
3	3Lo<<	F <<	1.70	-0.85	-5	-5	-5	-5	-5						0.85
4	CSp3		2.30	0.23	2	1	1	1	1						2.53
5	StSq3		3.30	0.00	-1	1	0	0	0						3.30
6	CCoSp4		3.50	0.23	1	1	0	0	2						3.73
7	FSSp2		2.30	-0.31	-2	-1	-1	-1	-2						1.99
			20.48												18.36
Program Components				Factor											
Composition				1.33	3.00	4.25	4.00	3.75	4.25						4.00
Presentation				1.33	3.00	4.00	4.00	3.50	4.00						3.83
Skating Skills				1.33	3.75	4.25	4.25	4.00	4.25						4.17
Judges Total Program Component Score (factored)															15.96
Deductions:		Falls		-1.00	(1)										-1.00

Rank	Name	Nation	Starting Number	Total Segment Score	Total Element Score	Total Program Component Score (factored)	Total Deductions								
13	Ester NORLANDER	SWE	2	33.10	16.80	17.30	-1.00								
#	Executed Elements	Info	Base Value	GOE	J1	J2	J3	J4	J5	J6	J7	J8	J9	Ref.	Scores of Panel
1	2A<<	F <<	1.10	-0.55	-5	-5	-5	-5	-5						0.55
2	2F+2T		3.10	0.18	1	1	1	1	1						3.28
3	FSSp4		3.00	0.30	0	1	2	1	1						3.30
4	2Lo		1.87	x 0.11	0	1	1	1	0						1.98
5	CSp2		1.80	-0.30	-3	-1	-1	-2	-2						1.50
6	StSq2		2.60	0.09	0	1	0	1	0						2.69
7	CCoSp4		3.50	0.00	0	0	0	-1	1						3.50
			16.97												16.80
Program Components				Factor											
Composition				1.33	4.00	4.25	4.50	4.25	4.50						4.33
Presentation				1.33	3.50	4.50	4.00	4.25	4.25						4.17
Skating Skills				1.33	4.50	4.50	4.75	4.50	4.00						4.50
Judges Total Program Component Score (factored)															17.30
Deductions:		Falls		-1.00	(1)										-1.00

BLACK SEA ICE CUP 01-05.04.2026
JUDGES DETAILS PER SKATER
JUNIOR WOMEN SHORT PROGRAM

Rank	Name	Nation	Starting Number	Total Segment Score	Total Element Score	Total Program Component Score (factored)	Total Deductions								
14	Maria ILIEVA	BUL	1	31.71	17.54	15.17	-1.00								
#	Executed Elements	Info	Base Value	GOE	J1	J2	J3	J4	J5	J6	J7	J8	J9	Ref.	Scores of Panel
1	2A<	F <	2.64	-1.32	-5	-5	-5	-5	-5						1.32
2	2Lo		1.70	0.00	1	0	-2	0	0						1.70
3	CSp4		2.60	0.17	2	0	0	1	1						2.77
4	2Lz+2T		3.74	x 0.00	0	0	0	0	0						3.74
5	CCoSp3		3.00	0.10	0	0	2	0	1						3.10
6	StSq3		3.30	0.00	0	0	1	0	0						3.30
7	FSSp2		2.30	-0.69	-3	-3	-3	-3	-3						1.61
			19.28												17.54
Program Components				Factor											
	Composition		1.33	4.25	3.75	3.25	4.00	3.75							3.83
	Presentation		1.33	4.00	3.75	3.50	4.25	3.50							3.75
	Skating Skills		1.33	4.50	4.00	3.75	3.75	3.75							3.83
Judges Total Program Component Score (factored)															15.17
Deductions:		Falls	-1.00 (1)											-1.00	

Rank	Name	Nation	Starting Number	Total Segment Score	Total Element Score	Total Program Component Score (factored)	Total Deductions								
15	Iva ANDREEVA	BUL	4	28.71	14.41	14.30	0.00								
#	Executed Elements	Info	Base Value	GOE	J1	J2	J3	J4	J5	J6	J7	J8	J9	Ref.	Scores of Panel
1	2Lz!+2Tq	!,q	3.40	-0.63	-3	-3	-3	-3	-3						2.77
2	2Lo		1.70	0.11	1	1	0	0	1						1.81
3	FSSp2		2.30	-0.15	-3	-1	0	-1	0						2.15
4	1A*	*	0.00	0.00	-	-	-	-	-						0.00
5	CSp4		2.60	-0.26	-1	-1	-1	-2	0						2.34
6	StSq2		2.60	-0.26	-2	-1	-2	0	0						2.34
7	CCoSp3		3.00	0.00	0	0	1	-1	0						3.00
			15.60												14.41
Program Components				Factor											
	Composition		1.33	3.50	3.50	3.50	3.50	4.00							3.50
	Presentation		1.33	3.50	3.50	3.50	3.75	3.75							3.58
	Skating Skills		1.33	3.75	3.75	3.50	3.50	3.75							3.67
Judges Total Program Component Score (factored)															14.30
Deductions:															0.00

BLACK SEA ICE CUP 01-05.04.2026
JUDGES DETAILS PER SKATER
JUNIOR WOMEN SHORT PROGRAM

Rank	Name	Nation	Starting Number	Total Segment Score	Total Element Score	Total Program Component Score (factored)	Total Deductions								
16	Maxima REBERNIG	AUT	6	28.35	13.62	16.73	-2.00								
#	Executed Elements	Info	Base Value	GOE	J1	J2	J3	J4	J5	J6	J7	J8	J9	Ref.	Scores of Panel
1	2A		3.30	0.00	0	0	0	0	0						3.30
2	3S<<+COMBO	F <<	1.30	-0.65	-5	-5	-5	-5	-5						0.65
3	CSp2		1.80	-0.12	-1	-1	0	-1	0						1.68
4	2Lo<<	F <<	0.50	-0.25	-5	-5	-5	-5	-5						0.25
5	StSq2		2.60	0.26	1	1	1	0	1						2.86
6	FSSp3		2.60	-0.52	-2	-2	-2	-2	-2						2.08
7	CCoSp4		3.50	-0.70	-2	-2	-2	-2	0						2.80
			15.60												13.62
Program Components				Factor											
Composition				1.33	4.25	4.00	4.25	4.25	4.25						4.25
Presentation				1.33	3.50	4.00	4.25	4.00	4.00						4.00
Skating Skills				1.33	4.75	4.25	4.50	4.00	4.25						4.33
Judges Total Program Component Score (factored)															16.73
Deductions:		Falls		-2.00	(2)										-2.00

Rank	Name	Nation	Starting Number	Total Segment Score	Total Element Score	Total Program Component Score (factored)	Total Deductions								
17	Ivayla VLADIMIROVA	BUL	10	24.51	11.75	12.76	0.00								
#	Executed Elements	Info	Base Value	GOE	J1	J2	J3	J4	J5	J6	J7	J8	J9	Ref.	Scores of Panel
1	3S<<+2T	<	4.74	-1.03	-3	-4	-3	-3	-3						3.71
2	2A<<	<<	1.10	-0.55	-5	-5	-5	-5	-5						0.55
3	CCoSp1V		1.50	-0.45	-3	-3	-3	-4	-3						1.05
4	2Lo		1.87	x 0.00	0	0	0	0	0						1.87
5	FSSp1		2.00	-0.67	-4	-3	-4	-3	-3						1.33
6	StSq1		1.80	-0.36	-3	-2	-2	-1	-2						1.44
7	CSp2		1.80	0.00	0	-1	0	0	0						1.80
			14.81												11.75
Program Components				Factor											
Composition				1.33	2.75	3.25	3.25	3.25	3.00						3.17
Presentation				1.33	2.25	3.25	3.25	2.75	3.00						3.00
Skating Skills				1.33	3.25	3.50	3.75	3.50	3.25						3.42
Judges Total Program Component Score (factored)															12.76
Deductions:															0.00

BLACK SEA ICE CUP 01-05.04.2026
JUDGES DETAILS PER SKATER
JUNIOR WOMEN SHORT PROGRAM

Rank	Name	Nation	Starting Number	Total Segment Score	Total Element Score	Total Program Component Score (factored)	Total Deductions								
18	Ava BURNS	AUS	23	23.69	13.83	14.86	-5.00								
#	Executed Elements	Info	Base Value	GOE	J1	J2	J3	J4	J5	J6	J7	J8	J9	Ref.	Scores of Panel
1	2Lo		1.70	0.06	2	0	1	0	0						1.76
2	2A<	F <	2.64	-1.32	-5	-5	-5	-5	-5						1.32
3	FSSp2		2.30	0.23	1	1	1	1	1						2.53
4	StSq2		2.60	-0.26	-1	-1	-1	-1	-1						2.34
5	2Lz<+COMBO	F <	1.85	x -0.84	-5	-5	-5	-5	-5						1.01
6	CCoSp4		3.50	0.47	2	1	2	1	1						3.97
7	CSp2	F	1.80	-0.90	-5	-5	-5	-5	-5						0.90
			16.39												13.83
Program Components				Factor											
Composition				1.33	4.50	3.75	3.75	3.75	3.50						3.75
Presentation				1.33	3.50	3.50	3.25	3.50	3.50						3.50
Skating Skills				1.33	4.00	4.25	3.75	4.00	3.75						3.92
Judges Total Program Component Score (factored)															14.86
Deductions:			Time violation	-2.00	Falls										-5.00
															-3.00 (3)

Rank	Name	Nation	Starting Number	Total Segment Score	Total Element Score	Total Program Component Score (factored)	Total Deductions								
19	Dorina SZIGETI	HUN	9	23.53	11.21	13.32	-1.00								
#	Executed Elements	Info	Base Value	GOE	J1	J2	J3	J4	J5	J6	J7	J8	J9	Ref.	Scores of Panel
1	CCoSp3		3.00	0.00	0	0	0	0	1						3.00
2	1S*+2Tq	*q	1.30	-0.65	-5	-5	-5	-5	-5						0.65
3	LSp2		1.90	-0.25	-2	-2	-1	-1	0						1.65
4	1Lo*	*	0.00	0.00	-	-	-	-	-						0.00
5	2Aq	F q	3.63	x -1.65	-5	-5	-5	-5	-5						1.98
6	StSq2		2.60	0.00	0	0	-2	0	0						2.60
7	FSSp1		2.00	-0.67	-3	-3	-4	-3	-4						1.33
			14.43												11.21
Program Components				Factor											
Composition				1.33	3.50	3.50	3.50	3.25	3.00						3.42
Presentation				1.33	2.50	3.00	3.25	3.25	3.25						3.17
Skating Skills				1.33	3.75	3.25	3.50	3.50	3.00						3.42
Judges Total Program Component Score (factored)															13.32
Deductions:			Falls	-1.00	(1)										-1.00

Legend:							
#	Sequence number	GOE	Grade of Execution	Jx	Judges (x=1-9)	Ref.	Referee
*	Invalid element	<	Under-rotated jump	<<	Downgraded jump		
x	Credit for highlight distribution, base value multiplied by 1.1			!	Not clear edge	F	Fall
q	Jump landed on the quarter						

BLACK SEA ICE CUP 01-05.04.2026

RESULTS

JUNIOR WOMEN FREE SKATING

Pl.	Name	Nation	Total Segment Score
1	Elina GOIDINA	EST	124.40
2	Lilou REMEYSEN	BEL	123.76
3	Vasilisa BOGOMOLOVA	CYP	99.39
4	Lia LYUBENOVA	BUL	90.58
5	Karina SHESTERIKOVA	EST	75.15
6	Sofia Anna PALMQVIST	SWE	74.45
7	Tsvetelina PANOVA	BUL	73.76
8	Izabella KIRILLOVA	ISR	64.15
9	Maria ILIEVA	BUL	63.21
10	Maxima REBERNIG	AUT	60.48
11	Lilly Anna Christina NORLANDER	SWE	59.01
12	Floor van der PAS	NED	56.89
13	Katerina ALEKSOVA	BUL	55.98
14	Ester NORLANDER	SWE	53.75
15	Anastasiiia FILINA	BUL	53.63
16	Dorina SZIGETI	HUN	50.82
17	Ava BURNS	AUS	49.39
18	Iva ANDREEVA	BUL	48.67
19	Ivayla VLADIMIROVA	BUL	42.30

Ms. Tatiana YORDANOVA, ISU
Referee

Ms. Katarina GROF MITROVIC, ISU
Technical Controller

BLACK SEA ICE CUP 01-05.04.2026

JUDGES DETAILS PER SKATER

JUNIOR WOMEN FREE SKATING

Rank	Name	Nation	Starting Number	Total Segment Score	Total Element Score	Total Program Component Score (factored)	Total Deductions
1	Elina GOIDINA	EST	19	124.40	69.21	57.19	-2.00

#	Executed Elements	Info	Base Value	GOE	J1	J2	J3	J4	J5	J6	J7	J8	J9	Ref.	Scores of Panel
1	3A	F	8.00	-4.00	-5	-5	-5	-5	-5						4.00
2	3Lo		4.90	0.16	1	1	0	0	0						5.06
3	3F+2T		6.60	0.53	1	1	-1	1	1						7.13
4	3S		4.30	0.86	3	2	2	2	2						5.16
5	FCSp4		3.20	0.64	3	2	2	2	2						3.84
6	3Lz+3T		11.11	x 0.79	1	2	2	1	1						11.90
7	3Lz+2A+2A+SEQ		13.75	x 1.18	3	2	1	2	2						14.93
8	ChSq1		3.00	1.17	3	3	2	2	2						4.17
9	3F		5.83	x 0.71	2	1	1	1	2						6.54
10	CCoSp3		3.00	0.60	2	2	3	2	2						3.60
11	LSp3		2.40	0.48	2	3	2	2	2						2.88
			66.09												69.21
Program Components				Factor											
Composition				2.67	7.25	7.00	6.50	7.25	7.75						7.17
Presentation				2.67	7.00	6.75	6.50	7.00	7.50						6.92
Skating Skills				2.67	7.25	7.25	6.75	7.50	8.00						7.33
Judges Total Program Component Score (factored)															57.19

Deductions:	Falls	-2.00 (2)	-2.00
--------------------	-------	-----------	--------------

Rank	Name	Nation	Starting Number	Total Segment Score	Total Element Score	Total Program Component Score (factored)	Total Deductions
2	Lilou REMEYSEN	BEL	18	123.76	67.48	56.28	0.00

#	Executed Elements	Info	Base Value	GOE	J1	J2	J3	J4	J5	J6	J7	J8	J9	Ref.	Scores of Panel
1	3F+2T		6.60	0.88	2	2	1	1	2						7.48
2	3T		4.20	0.42	1	1	0	1	1						4.62
3	3Lo		4.90	0.16	0	1	1	0	0						5.06
4	3S		4.30	0.29	0	0	1	1	1						4.59
5	FCCoSp4		3.50	0.70	2	2	2	1	2						4.20
6	3Lz+2A+2A+SEQ		13.75	x 0.59	2	1	1	1	1						14.34
7	3F+2T		7.26	x 0.53	1	1	0	1	1						7.79
8	3Lz		6.49	x 0.59	3	1	1	1	1						7.08
9	ChSq1		3.00	1.17	3	2	2	2	3						4.17
10	CCoSp4		3.50	1.05	3	3	3	3	3						4.55
11	LSp4		2.70	0.90	3	4	3	3	4						3.60
			60.20												67.48
Program Components				Factor											
Composition				2.67	7.00	7.00	6.50	7.25	7.50						7.08
Presentation				2.67	7.50	7.00	6.75	7.00	7.50						7.17
Skating Skills				2.67	6.50	6.75	6.75	7.00	7.00						6.83
Judges Total Program Component Score (factored)															56.28

Deductions:			0.00
--------------------	--	--	-------------

BLACK SEA ICE CUP 01-05.04.2026

JUDGES DETAILS PER SKATER

JUNIOR WOMEN FREE SKATING

Rank	Name	Nation	Starting Number	Total Segment Score	Total Element Score	Total Program Component Score (factored)	Total Deductions
3	Vasilisa BOGOMOLOVA	CYP	17	99.39	52.45	48.94	-2.00

#	Executed Elements	Info	Base Value	GOE	J1	J2	J3	J4	J5	J6	J7	J8	J9	Ref.	Scores of Panel	
1	3Lo+2A+SEQ		8.20	0.49	2	1	1	1	1						8.69	
2	3Lz	F	5.90	-2.95	-5	-5	-5	-5	-5						2.95	
3	3F!	F !	5.30	-2.65	-5	-5	-5	-5	-5						2.65	
4	2A+1Eu+2S		5.10	0.33	1	1	1	1	1						5.43	
5	CCoSp4		3.50	0.70	3	2	2	2	1						4.20	
6	3Lz+2T		7.92	x -0.98	-1	-1	-2	-2	-2						6.94	
7	3Lo		5.39	x 0.65	2	1	2	0	1						6.04	
8	3S		4.73	x -0.57	-2	-1	-1	-2	-1						4.16	
9	FCCoSp4		3.50	0.47	1	2	3	1	1						3.97	
10	ChSq1		3.00	1.00	2	2	2	2	1						4.00	
11	LSp4		2.70	0.72	3	3	2	3	2						3.42	
			55.24												52.45	
Program Components				Factor												
Composition				2.67	6.75	6.25	6.00	5.50	6.00						6.08	
Presentation				2.67	6.25	6.00	5.75	6.00	5.75						5.92	
Skating Skills				2.67	6.75	6.50	6.00	6.25	6.25						6.33	
Judges Total Program Component Score (factored)																48.94

Deductions:	Falls	-2.00 (2)	-2.00
--------------------	-------	-----------	--------------

Rank	Name	Nation	Starting Number	Total Segment Score	Total Element Score	Total Program Component Score (factored)	Total Deductions
4	Lia LYUBENOVA	BUL	16	90.58	45.19	45.39	0.00

#	Executed Elements	Info	Base Value	GOE	J1	J2	J3	J4	J5	J6	J7	J8	J9	Ref.	Scores of Panel	
1	3Loq	q	4.90	-0.98	-2	-2	-2	-2	-2						3.92	
2	3S+2T		5.60	0.43	1	1	0	1	1						6.03	
3	3T<	<	3.36	-0.67	-2	-2	-2	-2	-2						2.69	
4	2A		3.30	0.33	1	1	1	1	1						3.63	
5	FCCoSp4		3.50	0.23	1	0	-1	1	1						3.73	
6	2F+2Lo+2Lo		5.72	x 0.06	1	1	0	0	0						5.78	
7	2Lz+2A+SEQ		5.94	x 0.11	1	0	0	0	1						6.05	
8	ChSq1		3.00	0.50	1	1	1	1	1						3.50	
9	3S<	<	3.78	x -0.69	-2	-2	-2	-2	-2						3.09	
10	CCoSp4		3.50	0.58	2	2	1	2	1						4.08	
11	FSSp3		2.60	0.09	0	1	1	0	0						2.69	
			45.20												45.19	
Program Components				Factor												
Composition				2.67	5.50	5.50	5.50	5.50	5.50						5.50	
Presentation				2.67	5.75	5.75	5.50	5.75	5.75						5.75	
Skating Skills				2.67	6.00	5.75	5.75	5.50	5.75						5.75	
Judges Total Program Component Score (factored)																45.39

Deductions:			0.00
--------------------	--	--	-------------

BLACK SEA ICE CUP 01-05.04.2026

JUDGES DETAILS PER SKATER

JUNIOR WOMEN FREE SKATING

Rank	Name	Nation	Starting Number	Total Segment Score	Total Element Score	Total Program Component Score (factored)	Total Deductions
5	Karina SHESTERIKOVA	EST	15	75.15	37.07	40.08	-2.00

#	Executed Elements	Info	Base Value	GOE	J1	J2	J3	J4	J5	J6	J7	J8	J9	Ref.	Scores of Panel
1	3Lo	F	4.90	-2.45	-5	-5	-5	-5	-5						2.45
2	3Lo+1Eu+2S		6.70	0.00	0	0	-3	0	0						6.70
3	3Flq+2T	!,q	6.60	-1.59	-3	-3	-3	-3	-3						5.01
4	2A		3.30	0.00	1	0	0	0	0						3.30
5	LSp3		2.40	0.24	1	1	1	1	1						2.64
6	3Fl<	F !,<	4.66	x -2.12	-5	-5	-5	-5	-5						2.54
7	ChSq1		3.00	0.33	0	1	1	1	1						3.33
8	2T		1.43	x 0.00	0	0	0	0	0						1.43
9	2Lz+1A+SEQ		3.52	x 0.00	1	0	0	0	0						3.52
10	FCSp2		2.30	0.00	0	0	0	0	0						2.30
11	CCoSp4		3.50	0.35	1	1	2	0	1						3.85
			42.31												37.07
Program Components				Factor											
Composition					2.67	5.25	5.00	4.75	4.75	5.00					4.92
Presentation					2.67	4.75	4.75	4.50	4.50	4.75					4.67
Skating Skills					2.67	5.75	5.25	5.50	5.25	5.50					5.42
Judges Total Program Component Score (factored)															40.08

Deductions:	Falls	-2.00 (2)	-2.00
--------------------	-------	-----------	--------------

Rank	Name	Nation	Starting Number	Total Segment Score	Total Element Score	Total Program Component Score (factored)	Total Deductions
6	Sofia Anna PALMQVIST	SWE	14	74.45	34.16	40.29	0.00

#	Executed Elements	Info	Base Value	GOE	J1	J2	J3	J4	J5	J6	J7	J8	J9	Ref.	Scores of Panel
1	2Lz+2T		3.40	0.14	0	0	1	1	1						3.54
2	2Aq	q	3.30	-0.66	-2	-2	-2	-2	-2						2.64
3	2A		3.30	0.00	0	0	0	0	0						3.30
4	FSSp4		3.00	0.30	1	1	2	1	0						3.30
5	2F+2T		3.10	-0.36	-2	-2	-2	-2	-3						2.74
6	2Lz+1A+1A+SEQ		4.73	x 0.21	0	1	1	1	1						4.94
7	ChSq1		3.00	0.50	1	1	1	0	1						3.50
8	2F		1.98	x 0.06	0	0	1	0	1						2.04
9	2Lo		1.87	x 0.17	0	1	1	1	1						2.04
10	CCoSp3		3.00	0.40	1	1	1	2	2						3.40
11	LSp3		2.40	0.32	2	1	2	1	0						2.72
			33.08												34.16
Program Components				Factor											
Composition					2.67	5.00	5.25	5.50	4.50	4.50					4.92
Presentation					2.67	5.25	5.25	5.25	4.75	5.00					5.17
Skating Skills					2.67	5.50	5.00	5.25	4.75	4.75					5.00
Judges Total Program Component Score (factored)															40.29

Deductions:			0.00
--------------------	--	--	-------------

BLACK SEA ICE CUP 01-05.04.2026

JUDGES DETAILS PER SKATER

JUNIOR WOMEN FREE SKATING

Rank	Name	Nation	Starting Number	Total Segment Score	Total Element Score	Total Program Component Score (factored)	Total Deductions
7	Tsvetelina PANOVA	BUL	12	73.76	37.72	36.04	0.00

#	Executed Elements	Info	Base Value	GOE	J1	J2	J3	J4	J5	J6	J7	J8	J9	Ref.	Scores of Panel
1	2A		3.30	-0.11	-1	0	-1	0	0						3.19
2	3Lo		4.90	-0.16	0	-1	-1	0	0						4.74
3	3Sq+2T	q	5.60	-0.86	-2	-2	-2	-2	-2						4.74
4	CCoSp4		3.50	0.00	1	-1	-1	0	1						3.50
5	2A		3.30	-0.99	-4	-3	-3	-3	-3						2.31
6	3S<	<	3.78	x -0.69	-2	-2	-2	-2	-2						3.09
7	FSSp3		2.60	0.26	2	1	1	1	1						2.86
8	2Lz+2T+1A+SEQ		4.95	x 0.21	1	1	1	1	1						5.16
9	ChSq1		3.00	0.50	1	1	1	0	1						3.50
10	2Lz		2.31	x -0.21	-1	-1	-1	-1	0						2.10
11	CSp3		2.30	0.23	1	1	1	1	1						2.53
			39.54												37.72
Program Components				Factor											
Composition				2.67	4.50	4.25	4.00	4.75	4.25					4.33	
Presentation				2.67	4.50	4.25	4.25	4.50	4.50					4.42	
Skating Skills				2.67	5.00	4.50	4.50	4.75	5.00					4.75	
Judges Total Program Component Score (factored)														36.04	

Deductions:

0.00

Rank	Name	Nation	Starting Number	Total Segment Score	Total Element Score	Total Program Component Score (factored)	Total Deductions
8	Izabella KIRILLOVA	ISR	13	64.15	28.77	35.38	0.00

#	Executed Elements	Info	Base Value	GOE	J1	J2	J3	J4	J5	J6	J7	J8	J9	Ref.	Scores of Panel
1	3F<<	<<	1.80	-0.54	-3	-3	-3	-3	-4						1.26
2	3S<<	<<	1.30	-0.39	-3	-3	-3	-3	-4						0.91
3	2A<	<	2.64	-0.53	-2	-2	-2	-2	-2						2.11
4	2A<<+1Eu+2S	<<	2.90	-0.39	-3	-3	-3	-4	-3						2.51
5	CCoSp4		3.50	0.35	2	1	1	1	1						3.85
6	2Lz		2.31	x -0.07	-1	0	-1	0	0						2.24
7	2Lo+2T		3.30	x 0.00	0	0	0	0	0						3.30
8	2Lzq+2T	q	3.74	x -0.42	-2	-2	-2	-2	-2						3.32
9	FCCoSp3		3.00	0.30	1	1	1	1	0						3.30
10	ChSq1		3.00	0.00	0	0	-1	0	1						3.00
11	LSp4		2.70	0.27	1	1	1	1	1						2.97
			30.19												28.77
Program Components				Factor											
Composition				2.67	5.00	4.00	3.75	3.50	4.25					4.00	
Presentation				2.67	4.75	4.50	4.50	4.00	4.50					4.50	
Skating Skills				2.67	5.00	5.00	4.75	4.50	4.50					4.75	
Judges Total Program Component Score (factored)														35.38	

Deductions:

0.00

BLACK SEA ICE CUP 01-05.04.2026

JUDGES DETAILS PER SKATER

JUNIOR WOMEN FREE SKATING

Rank	Name	Nation	Starting Number	Total Segment Score	Total Element Score	Total Program Component Score (factored)	Total Deductions
9	Maria ILIEVA	BUL	6	63.21	30.06	33.15	0.00

#	Executed Elements	Info	Base Value	GOE	J1	J2	J3	J4	J5	J6	J7	J8	J9	Ref.	Scores of Panel
1	2Lz		2.10	0.21	1	1	1	1	1						2.31
2	2F+1A+2Lo+SEQ		4.60	0.00	0	0	0	0	0						4.60
3	2S		1.30	0.09	1	1	0	0	1						1.39
4	2Lz+2T		3.40	0.00	0	0	0	0	0						3.40
5	CSp3		2.30	0.23	1	1	2	1	1						2.53
6	FSSp3		2.60	0.00	0	0	1	0	0						2.60
7	2F+2T		3.41	x 0.06	0	0	1	0	1						3.47
8	2Lo		1.87	x 0.11	0	1	0	1	1						1.98
9	1A		1.21	x 0.07	0	1	1	0	1						1.28
10	ChSq1		3.00	0.50	1	1	1	1	1						3.50
11	CCoSp3		3.00	0.00	0	0	0	-1	1						3.00
			28.79												30.06
Program Components				Factor											
Composition				2.67	4.25	4.25	4.25	4.00	3.75						4.17
Presentation				2.67	4.25	4.50	4.00	4.00	3.75						4.08
Skating Skills				2.67	4.75	4.25	4.25	3.75	4.00						4.17
Judges Total Program Component Score (factored)															33.15

Deductions:	0.00
--------------------	-------------

Rank	Name	Nation	Starting Number	Total Segment Score	Total Element Score	Total Program Component Score (factored)	Total Deductions
10	Maxima REBERNIG	AUT	4	60.48	28.86	31.62	0.00

#	Executed Elements	Info	Base Value	GOE	J1	J2	J3	J4	J5	J6	J7	J8	J9	Ref.	Scores of Panel
1	2A		3.30	0.33	1	1	1	0	1						3.63
2	3S<+2T	<	4.74	-1.72	-5	-5	-5	-5	-5						3.02
3	2F+2A+SEQ		5.10	-0.99	-3	-3	-3	-3	-3						4.11
4	2Lo		1.70	0.00	1	0	0	0	0						1.70
5	FCCoSp4		3.50	-0.23	0	-1	-1	-1	0						3.27
6	CCoSp3		3.00	0.00	0	0	0	0	1						3.00
7	2F+2T		3.41	x -0.24	-2	-2	-1	-1	0						3.17
8	ChSq1		3.00	0.17	1	0	-1	0	1						3.17
9	2S		1.43	x -0.39	-3	-3	-3	-3	-3						1.04
10	2F*	*	0.00	x 0.00	-	-	-	-	-						0.00
11	SSp4		2.50	0.25	1	1	1	1	0						2.75
			31.68												28.86
Program Components				Factor											
Composition				2.67	4.50	4.00	4.00	3.75	3.75						3.92
Presentation				2.67	4.00	4.25	4.25	3.50	3.50						3.92
Skating Skills				2.67	4.50	4.25	4.00	3.75	3.50						4.00
Judges Total Program Component Score (factored)															31.62

Deductions:	0.00
--------------------	-------------

BLACK SEA ICE CUP 01-05.04.2026

JUDGES DETAILS PER SKATER

JUNIOR WOMEN FREE SKATING

Rank	Name	Nation	Starting Number	Total Segment Score	Total Element Score	Total Program Component Score (factored)	Total Deductions
11	Lilly Anna Christina NORLANDER	SWE	11	59.01	27.52	32.49	-1.00

#	Executed Elements	Info	Base Value	GOE	J1	J2	J3	J4	J5	J6	J7	J8	J9	Ref.	Scores of Panel	
1	1F		0.50	0.00	0	0	0	0	0						0.50	
2	2A<<	F <<	1.10	-0.55	-5	-5	-5	-5	-5						0.55	
3	CSp4		2.60	0.00	1	0	0	0	0						2.60	
4	2S		1.30	0.00	0	0	0	0	0						1.30	
5	2Lz+2T		3.40	-0.21	-1	-1	-1	-1	0						3.19	
6	2Lz+2T		3.74	x 0.00	0	0	0	0	0						3.74	
7	2F+1A+1A+SEQ		4.40	x 0.00	0	0	0	0	0						4.40	
8	CCoSp3		3.00	-0.10	0	-1	-1	0	1						2.90	
9	2Lo		1.87	x 0.00	0	0	0	0	0						1.87	
10	ChSq1		3.00	0.17	0	0	1	1	0						3.17	
11	FSSp4		3.00	0.30	-1	1	1	1	1						3.30	
			27.91												27.52	
Program Components				Factor												
Composition				2.67	3.75	4.25	3.75	4.00	4.00						3.92	
Presentation				2.67	4.25	4.00	4.00	3.75	4.25						4.08	
Skating Skills				2.67	4.25	4.25	4.50	4.00	3.75						4.17	
Judges Total Program Component Score (factored)																32.49

Deductions:	Falls	-1.00 (1)	-1.00
--------------------	-------	-----------	--------------

Rank	Name	Nation	Starting Number	Total Segment Score	Total Element Score	Total Program Component Score (factored)	Total Deductions
12	Floor van der PAS	NED	10	56.89	28.30	29.59	-1.00

#	Executed Elements	Info	Base Value	GOE	J1	J2	J3	J4	J5	J6	J7	J8	J9	Ref.	Scores of Panel	
1	3Lz!q+2Tq+2Lo	!,q,q	8.90	-2.95	-5	-5	-5	-5	-5						5.95	
2	3Lz<	F <	4.72	-2.36	-5	-5	-5	-5	-5						2.36	
3	2F+2Lo		3.50	-0.18	-1	-1	-1	-1	-1						3.32	
4	3S<<	<<	1.30	-0.56	-5	-5	-4	-4	-4						0.74	
5	LSp4		2.70	0.00	0	0	0	0	1						2.70	
6	ChSq1		3.00	-0.50	-1	-1	-1	-1	-2						2.50	
7	2A+2Tq	q	5.06	x -1.54	-5	-5	-5	-4	-4						3.52	
8	2A		3.63	x -0.55	-2	-2	-1	-2	-1						3.08	
9	2Lz		2.31	x 0.00	0	0	0	0	0						2.31	
10	FCCoSp		0.00	0.00	-	-	-	-	-						0.00	
11	CCoSp2V		1.88	-0.06	0	-1	-1	0	0						1.82	
			37.00												28.30	
Program Components				Factor												
Composition				2.67	3.75	3.25	3.50	3.75	3.25						3.50	
Presentation				2.67	3.25	3.25	3.50	3.50	3.25						3.33	
Skating Skills				2.67	4.00	4.25	4.25	4.25	4.25						4.25	
Judges Total Program Component Score (factored)																29.59

Deductions:	Falls	-1.00 (1)	-1.00
--------------------	-------	-----------	--------------

BLACK SEA ICE CUP 01-05.04.2026

JUDGES DETAILS PER SKATER

JUNIOR WOMEN FREE SKATING

Rank	Name	Nation	Starting Number	Total Segment Score	Total Element Score	Total Program Component Score (factored)	Total Deductions
13	Katerina ALEKSOVA	BUL	8	55.98	28.51	28.47	-1.00

#	Executed Elements	Info	Base Value	GOE	J1	J2	J3	J4	J5	J6	J7	J8	J9	Ref.	Scores of Panel	
1	3F<<	<<	1.80	-0.90	-5	-5	-5	-5	-5						0.90	
2	3S<<	F <<	1.30	-0.65	-5	-5	-5	-5	-5						0.65	
3	2A<	<	2.64	-0.88	-4	-4	-2	-3	-3						1.76	
4	2A<<	<<	1.10	-0.33	-3	-3	-3	-3	-4						0.77	
5	2Lz+2T		3.40	0.00	0	0	0	0	0						3.40	
6	FCCoSp4		3.50	-0.23	0	-2	-2	0	0						3.27	
7	2F+2Lo+2Lo		5.72	x -0.18	-1	-1	-1	-1	0						5.54	
8	2Lz+2T		3.74	x 0.00	0	0	0	0	0						3.74	
9	ChSq1		3.00	-0.67	-3	-1	-1	-2	0						2.33	
10	CSp3		2.30	0.00	0	1	0	0	0						2.30	
11	CCoSp4		3.50	0.35	0	2	1	1	1						3.85	
			32.00												28.51	
Program Components				Factor												
Composition				2.67	3.50	4.00	3.75	3.25	3.25						3.50	
Presentation				2.67	3.25	3.75	3.50	3.25	3.25						3.33	
Skating Skills				2.67	3.75	4.25	3.75	3.75	4.00						3.83	
Judges Total Program Component Score (factored)																28.47

Deductions:	Falls	-1.00 (1)	-1.00
--------------------	-------	-----------	--------------

Rank	Name	Nation	Starting Number	Total Segment Score	Total Element Score	Total Program Component Score (factored)	Total Deductions
14	Ester NORLANDER	SWE	7	53.75	21.70	32.05	0.00

#	Executed Elements	Info	Base Value	GOE	J1	J2	J3	J4	J5	J6	J7	J8	J9	Ref.	Scores of Panel	
1	3T<<	<<	1.30	-0.65	-5	-5	-5	-5	-5						0.65	
2	1Lz+2T		1.90	-0.04	-1	0	-1	0	0						1.86	
3	A+1A+SEQ		1.10	-0.29	-3	-5	0	-3	-2						0.81	
4	2Lo		1.70	0.00	0	0	0	0	0						1.70	
5	ChSq1		3.00	0.33	0	1	1	1	0						3.33	
6	2F+1A*+2Lo*+SEQ+REP	*,*	1.39	x -0.36	-2	-2	-2	-2	-2						1.03	
7	FSSp4		3.00	0.30	1	1	2	1	0						3.30	
8	2F+2T*+REP	*	1.39	x 0.00	0	0	0	0	0						1.39	
9	2Lz		2.31	x -0.21	-2	-1	-1	-1	-1						2.10	
10	CCoSp3		3.00	0.00	0	0	0	0	1						3.00	
11	CSp3		2.30	0.23	1	1	0	1	1						2.53	
			22.39												21.70	
Program Components				Factor												
Composition				2.67	3.75	4.25	4.00	4.00	3.75						3.92	
Presentation				2.67	3.75	4.50	3.75	3.75	4.00						3.83	
Skating Skills				2.67	4.50	4.50	4.25	4.00	4.00						4.25	
Judges Total Program Component Score (factored)																32.05

Deductions:			0.00
--------------------	--	--	-------------

BLACK SEA ICE CUP 01-05.04.2026

JUDGES DETAILS PER SKATER

JUNIOR WOMEN FREE SKATING

Rank	Name	Nation	Starting Number	Total Segment Score	Total Element Score	Total Program Component Score (factored)	Total Deductions
15	Anastasiia FILINA	BUL	9	53.63	26.25	29.38	-2.00

#	Executed Elements	Info	Base Value	GOE	J1	J2	J3	J4	J5	J6	J7	J8	J9	Ref.	Scores of Panel
1	3S<+1A+1A+SEQ	<	5.64	-0.69	-2	-2	-2	-2	-2						4.95
2	2A<<	F <<	1.10	-0.55	-5	-5	-5	-5	-5						0.55
3	3S<<	F <<	1.30	-0.65	-5	-5	-5	-5	-5						0.65
4	2F+2T		3.10	0.00	0	0	-2	0	0						3.10
5	FSSp3		2.60	-0.09	-1	0	-1	0	0						2.51
6	ChSq1		3.00	-0.50	-2	-1	-1	-1	0						2.50
7	2F		1.98	x 0.00	0	0	-1	0	0						1.98
8	LSp3		2.40	0.16	0	1	0	1	1						2.56
9	2Lz		2.31	x 0.00	-1	0	0	0	0						2.31
10	2Lo		1.87	x 0.00	0	0	-1	0	0						1.87
11	CCoSp4		3.50	-0.23	0	-1	-1	-1	0						3.27
			28.80												26.25
Program Components				Factor											
Composition					2.67	3.50	3.50	3.75	3.50	3.75					3.58
Presentation					2.67	2.75	3.50	3.50	3.50	3.50					3.50
Skating Skills					2.67	3.50	4.00	3.75	4.00	4.00					3.92
Judges Total Program Component Score (factored)															29.38

Deductions:	Falls	-2.00 (2)	-2.00
--------------------	-------	-----------	--------------

Rank	Name	Nation	Starting Number	Total Segment Score	Total Element Score	Total Program Component Score (factored)	Total Deductions
16	Dorina SZIGETI	HUN	1	50.82	24.57	28.25	-2.00

#	Executed Elements	Info	Base Value	GOE	J1	J2	J3	J4	J5	J6	J7	J8	J9	Ref.	Scores of Panel
1	2A		3.30	0.11	1	0	0	0	1						3.41
2	3Lz<<	F <<	2.10	-1.05	-5	-5	-5	-5	-5						1.05
3	2Aq+1Eu+2S	q	5.10	-0.88	-3	-3	-3	-2	-2						4.22
4	CCoSp3		3.00	-0.40	-1	-2	-1	-2	0						2.60
5	2Lz		2.10	0.00	0	0	0	0	0						2.10
6	3T<<	F <<	1.43	x -0.65	-5	-5	-5	-5	-5						0.78
7	2S+2T		2.86	x 0.00	-1	0	0	0	0						2.86
8	LSp3		2.40	0.00	0	0	0	0	0						2.40
9	2S*	*	0.00	x 0.00	-	-	-	-	-						0.00
10	ChSq1		3.00	0.00	0	0	0	1	0						3.00
11	FCSp2		2.30	-0.15	-2	-1	-1	0	0						2.15
			27.59												24.57
Program Components				Factor											
Composition					2.67	3.50	3.50	3.75	3.50	3.00					3.50
Presentation					2.67	3.00	3.50	3.50	3.25	3.25					3.33
Skating Skills					2.67	4.00	3.75	3.75	3.75	3.00					3.75
Judges Total Program Component Score (factored)															28.25

Deductions:	Falls	-2.00 (2)	-2.00
--------------------	-------	-----------	--------------

BLACK SEA ICE CUP 01-05.04.2026

JUDGES DETAILS PER SKATER

JUNIOR WOMEN FREE SKATING

Rank	Name	Nation	Starting Number	Total Segment Score	Total Element Score	Total Program Component Score (factored)	Total Deductions
17	Ava BURNS	AUS	2	49.39	23.34	26.05	0.00

#	Executed Elements	Info	Base Value	GOE	J1	J2	J3	J4	J5	J6	J7	J8	J9	Ref.	Scores of Panel
1	2Aq	q	3.30	-0.66	-2	-2	-2	-2	-2						2.64
2	2S		1.30	0.00	0	0	1	0	0						1.30
3	2A<	<	2.64	-1.32	-5	-5	-5	-5	-5						1.32
4	FCSp3		2.80	0.00	0	0	0	0	1						2.80
5	FCCoSp3V		2.25	-0.08	-1	-1	0	0	0						2.17
6	2Lzq	q	2.10	-0.63	-3	-4	-2	-3	-3						1.47
7	1F		0.55	x -0.08	-3	-1	-1	-2	-2						0.47
8	2Lz<+1A+1A+SEQ	<	4.27	x -0.34	-2	-2	-2	-2	-2						3.93
9	2Flq	!,q	1.98	x -0.54	-3	-3	-3	-3	-3						1.44
10	CCoSp3		3.00	0.30	1	1	2	-1	1						3.30
11	ChSq1		3.00	-0.50	-1	-1	-1	-1	-2						2.50
			27.19												23.34
Program Components				Factor											
Composition				2.67	3.00	3.50	3.75	2.75	3.00						3.17
Presentation				2.67	3.25	3.25	3.50	3.00	3.00						3.17
Skating Skills				2.67	3.75	3.50	3.50	3.25	3.25						3.42
Judges Total Program Component Score (factored)															26.05

Deductions:

0.00

Rank	Name	Nation	Starting Number	Total Segment Score	Total Element Score	Total Program Component Score (factored)	Total Deductions
18	Iva ANDREEVA	BUL	5	48.67	21.41	28.26	-1.00

#	Executed Elements	Info	Base Value	GOE	J1	J2	J3	J4	J5	J6	J7	J8	J9	Ref.	Scores of Panel
1	2Lz!<	!,<	1.68	-0.84	-5	-5	-5	-5	-5						0.84
2	2F<	F <	1.44	-0.72	-5	-5	-5	-5	-5						0.72
3	1A+2Lo		2.80	0.00	0	0	-2	0	0						2.80
4	FSSp2		2.30	0.00	-1	-1	1	1	0						2.30
5	2S+2T<	<	2.34	-0.26	-2	-2	-3	-2	-2						2.08
6	2Lzq	q	2.31	x -0.42	-2	-2	-2	-2	-2						1.89
7	CSp3		2.30	-0.23	-1	-1	-1	-1	-1						2.07
8	ChSq1		3.00	0.00	-1	0	0	0	0						3.00
9	2F+2T<<	<<	2.42	x -0.84	-4	-5	-5	-4	-5						1.58
10	2S		1.43	x 0.00	0	0	0	0	0						1.43
11	CCoSp3		3.00	-0.30	-2	-1	-1	-1	0						2.70
			25.02												21.41
Program Components				Factor											
Composition				2.67	3.50	3.50	3.50	3.50	3.25						3.50
Presentation				2.67	3.50	3.50	3.50	3.25	3.50						3.50
Skating Skills				2.67	3.75	4.00	3.75	3.25	3.25						3.58
Judges Total Program Component Score (factored)															28.26

Deductions: Falls

-1.00 (1)

-1.00

BLACK SEA ICE CUP 01-05.04.2026

JUDGES DETAILS PER SKATER

JUNIOR WOMEN FREE SKATING

Rank	Name	Nation	Starting Number	Total Segment Score	Total Element Score	Total Program Component Score (factored)	Total Deductions								
19	Ivayla VLADIMIROVA	BUL	3	42.30	20.48	21.82	0.00								
#	Executed Elements	Info	Base Value	GOE	J1	J2	J3	J4	J5	J6	J7	J8	J9	Ref.	Scores of Panel
1	3S<	<	3.44	-1.72	-5	-5	-5	-5	-5						1.72
2	3S<<+REP	<<	0.91	-0.65	-5	-5	-5	-5	-5						0.26
3	1Lz		0.60	-0.26	-5	-5	-5	-3	-3						0.34
4	2Lz+1A+2Lo+SEQ		4.90	-0.14	0	-1	-1	-1	0						4.76
5	CCoSp2V		1.88	-0.38	-2	-2	-2	-2	-1						1.50
6	2F+2T		3.41	x 0.00	-1	0	0	0	0						3.41
7	2F+2T		3.41	x -0.54	-3	-3	-3	-3	-3						2.87
8	FSSp		0.00	0.00	-	-	-	-	-						0.00
9	ChSq1		3.00	-1.17	-4	-2	-1	-2	-3						1.83
10	2Lo		1.87	x 0.00	0	0	0	0	0						1.87
11	FCCoSp2		2.50	-0.58	-3	-3	-2	-2	-1						1.92
			25.92												20.48
Program Components				Factor											
Composition				2.67	2.50	3.00	3.00	2.50	2.50						2.67
Presentation				2.67	2.25	2.75	3.00	2.25	2.50						2.50
Skating Skills				2.67	2.75	3.50	3.25	3.00	2.75						3.00
Judges Total Program Component Score (factored)														21.82	
Deductions:															0.00

Legend:

#	Sequence number	GOE	Grade of Execution	Jx	Judges (x=1-9)	Ref.	Referee
*	Invalid element	<	Under-rotated jump	<<	Downgraded jump		
x	Credit for highlight distribution, base value multiplied by 1.1			!	Not clear edge	REP	Jump repetition
F	Fall	q	Jump landed on the quarter				