



Oceania International
Figure Skating Competition

2026 - Protocol

19 – 21 May 2026

Auckland, New Zealand

International Singles Competition

Senior, Junior and Novice

Organized by

New Zealand Ice Figure Skating Association Incorporated

in conjunction with

Ice Skating Australia Incorporated



1. Event Location

Oceania International Figure Skating Competition 2023 was held at Paradise Botany, 490 Ti Rakau Drive, Botany Downs, Auckland 2014, New Zealand

2. Event Date

19-21 May 2026

3. Participating ISU Members and Entries

Entries	AUS	GRE	PHI	NZL	SWE	Total
Basic Novice Girls	3			7		10
Basic Novice Boys*	2					2
Intermediate Novice Girls	2			1		3
Advanced Novice Girls	4			2		6
Advanced Novice Boys*	1					1
Junior Women	3			5		8
Junior Men*	1			1		1
Senior Women		1	1		1	3

* Insufficient skaters entered or competed to meet the requirements to be considered a valid international event.

Detailed protocol documents only provided for those events that were valid.

4. Composition of the Organizing Committee

Jeanette King (NZIFSA CEO) – Chair

Melissa Cummings (NZIFSA Officials Director)

Anna Ho (NZIFSA Local OC Member)

Peter Marcovich (ISA President)

Cheryl McKewen (ISA Secretary)

Robyn Morris (NZIFSA President)

Ina Paul (NZIFSA Test & Competition Secretary)

5. Rink details and Ice Condition

An unheated indoor ice rink of 60m x 30 m. The ice was in good condition with ice cleans at least every two hours.

6. Event Schedule

2026 OCEANIA INTERNATIONAL FIGURE SKATING COMPETITION SCHEDULE

Version 2
14-May-25

Sunday 17 May	Tuesday 19 May	Wednesday 20 May	Thursday 21 May
UNOFFICIAL PRACTICE	PRACTICE	PRACTICE	PRACTICE
8:45 am	8:00 am Basic Novice Girls Group 1 (5)	9:00 am Advanced Novice Girls (8) FS, Advanced Novice Boys FS (1)	8:45 am Junior Women Group 1 (4) FS
9:15 am	8:30 am Basic Novice Girls Group 2 (5)	9:45 am Junior Women Group 1 (4) SP	9:25 am Junior Women Group 2 (4) FS, Junior Men (1) FS
9:45 am <i>Unofficial Practice Sessions</i>	9:00 am Basic Novice Boys (2), Intermediate Girls (3)	10:15 am Junior Women Group 2 (4) SP, Junior Men (1) SP	10:05 am Senior Women (3) FS
10:15 am	9:30 am Advanced Novice Girls (6) SP, Advanced Novice Boys (1) SP	10:45 am Senior Women (3) SP	10:35 am <i>End of Official Practice Session & Ice Clean</i>
10:45 am <i>End of Unofficial Practice Session</i>	10:15 am <i>End of Official Practice Session & Ice Clean</i>	11:15 am <i>End of Official Practice Session & Ice Clean</i>	
Monday 18 May	UNOFFICIAL PRACTICE	COMPETITION	COMPETITION
UNOFFICIAL PRACTICE	UNOFFICIAL PRACTICE	COMPETITION	COMPETITION
8:30 am	10:45 am	1:00 pm Advanced Novice Girls (8) FS, Advanced Novice Boys FS (1)	1:00 pm Junior Women Group 1 (4) FS
9:00 am <i>Unofficial Practice Sessions</i>	11:15 am <i>Unofficial Practice Sessions</i>	1:40 pm Junior Women Group 1 (4) SP	1:35 pm Junior Women Group 2 (4) FS, Junior Men (1) FS
9:30 am	11:45 am	2:10 pm Junior Women Group 2 (4) SP, Junior Men (1) SP	2:15 pm Senior Women (3) FS
10:00 am <i>Ice Clean</i>	12:15 pm <i>Ice Clean</i>	2:40 pm Senior Women (3) SP	2:40 pm <i>Finish of Competition</i>
10:15 am	COMPETITION	3:20 pm <i>Finish of Competition</i>	3:05 pm <i>Victory Ceremony for completed grades - on ice</i>
10:45 am <i>Unofficial Practice Sessions</i>	COMPETITION	3:45 pm <i>Victory Ceremony for completed grades - on ice</i>	
11:15 am	1:00 pm Basic Novice Girls Group 1 (5)	OFF-ICE	OFF-ICE
11:45 am <i>End of Unofficial Practice Session</i>	1:30 pm Basic Novice Girls Group 2 (5)	3:30pm <i>Technical Panel Review - Novice Grades</i>	3:30pm <i>Technical Panel Review - Junior & Senior Grades</i>
OFF-ICE	2:00 pm Basic Novice Boys (2), Intermediate Girls (3)	- 5:00pm <i>Roundtable Discussions - Novice Grades</i>	- 5:00pm <i>Roundtable Discussions - Junior & Senior Grades</i>
4:00 pm <i>Draw - St Columba Church, 480 Ti Rakau Drive (next door to rink)</i>	2:30 pm Advanced Novice Girls (6) SP, Advanced Novice Boys (1) SP		
5:00 pm <i>Referee's, Technical Panel, and Initial Judges Meetings</i>	3:05 pm <i>Finish of Competition</i>		
	3:30 pm <i>Victory Ceremony for completed grades - on ice</i>		

1 This schedule can be changed before and during the competition. Check web site or rink notice board for the latest timetable.

2 The competition can run late or early compared with the schedule. Please arrive at least 30 minutes before your event.

3 Starting order & practice groups will be posted on the notice board at the rink each day. See separate notice for unofficial practice schedule.

OCEANIA INTERNATIONAL 2026

BASIC NOVICE WOMEN

Paradice Botany	19 MAY 2026	13:00	Free Skating
------------------------	-------------	-------	--------------

Size of Skating Arena:	30m*60m
Ice Conditions:	very good
Number of Entries:	10
Number of Participants:	10

Entry Withdrawn:

Free Skating		
Duration:	2:30 +/- 10 seconds	
Segment Factor:	1.00	
Program Component Factors:	Composition	1.67
	Presentation	1.67
	Skating Skills	1.67

Oceania International 2026

CALCULATION SETUP VERIFICATION FOR REFEREE

Category Basic Novice Women

Event parameter

Software Version	1.9.8.0	Competition Type	International Competition
Elm Xml Version	2526.4	Calculation	ISU Judging System
Sys Elm Xml Version	0	Trimmed Mean	Starts With 5 Judges
		Verification Rules Season	2025-2026

Category parameter

Category type	Singles	Level	Basic Novice
Gender	Lady		

Segment Free Skating

General segment factor	1.00	checksum element table:	4f53d3104ac58ba6eae550c58a2f2c6a	
Credit for highlight distribution	1.00	Program time	2:30 +/- 10 sec.	
		Start time 2nd half of program	0:00	
		Verification Rules	ISU Rules	
Program components:	Factor	Deductions:	Entered By	Values
General component factor	1.00	1: Costume/Prop violation	Majority	0 -0.5
1: Composition	1.67	2: Time violation	Referee	0 -0.5 -1 -1.5 -2 -2.5 -3
2: Presentation	1.67	4: Illegal element/movement	Technical Panel	0 -2 -4 -6
3: Skating Skills	1.67	5: Falls	Technical Panel	-0.5 per Fall
		6: Interruption in excess	Referee	0 -0.5 -1 -1.5 -2 -2.5 -3
		7: Interruption with allowance	Referee	0 -2.5
		10: Costume failure	Referee	0 -0.5
		11: Late start	Referee	0 -0.5

Ms. Joanna MILLER

printed: 02.06.2026 21:41

OCEANIA INTERNATIONAL 2026
PANEL OF JUDGES
BASIC NOVICE WOMEN FREE SKATING

Officials

Technical Controller	Ms. Deborah NOYES	AUS
Technical Specialist	Ms. Dian BINTI MA HUSSIN	MAS
Technical Specialist	Ms. Masako KAWAI	JPN

Judges

Referee	Ms. Joanna MILLER	AUS
Judge No. 1	Ms. Susan MORRISS	CAN
Judge No. 2	Ms. Laura THOMPSON	NZL
Judge No. 3	Ms. Chihee RHEE	KOR
Judge No. 4	Ms. Rebecca ANDREW	AUS
Judge No. 5	Ms. Yoko ANDO	JPN

Data/Replay Operator


Data Operator	Ms. Ina PAUL	NZL
Replay Operator	Mr. Brooke CRAWFORD	AUS

OCEANIA INTERNATIONAL 2026

RESULTS

BASIC NOVICE WOMEN

Pl.	Name	Nation	Total Score	FS
1	Nicole XIAO	NZL	37.73	1
2	Emma THEIN-XIE	NZL	32.99	2
3	Phoebe HADISURJA	AUS	31.31	3
4	Lilian PENG	NZL	27.00	4
5	Mihiata PARKINSON	NZL	26.10	5
6	Aeryl ZHANG	NZL	25.42	6
7	Sin Yu Audrey LEE	AUS	24.25	7
8	Mia HUMPHREYS	AUS	23.75	8
9	Alva ZHANG	NZL	22.63	9
10	Anna-Bella LEVIEN	NZL	22.09	10



Ms. Joanna MILLER, AUS
Referee



Ms. Deborah NOYES, AUS
Technical Controller

Legend:
FS Free Skating
Pl. Place

OCEANIA INTERNATIONAL 2026
JUDGES DETAILS PER SKATER
BASIC NOVICE WOMEN FREE SKATING

Rank	Name	Nation	Starting Number	Total Segment Score	Total Element Score	Total Program Component Score (factored)	Total Deductions
1	Nicole XIAO	NZL	7	37.73	18.80	18.93	0.00

#	Executed Elements	Info	Base Value	GOE	J1	J2	J3	J4	J5	J6	J7	J8	J9	Ref.	Scores of Panel	
1	2A		3.30	-0.11	0	-1	-1	0	0					-1	3.19	
2	2Aq	F q	3.30	-1.65	-5	-5	-5	-5	-5					-5	1.65	
3	2Lz!+2T<	F !,<	3.14	-1.05	-5	-5	-5	-5	-5					-5	2.09	
4	CCoSp2		2.50	0.50	-1	2	2	2	2					2	3.00	
5	2F		1.80	0.00	0	0	0	0	0					0	1.80	
6	2S+2Lo		3.00	-0.28	-2	-1	-1	-2	-2					-3	2.72	
7	StSq2		2.60	0.43	1	1	2	2	2					2	3.03	
8	LSpB		1.20	0.12	1	1	1	1	1					1	1.32	
			20.84												18.80	
Program Components				Factor												
Composition				1.67	3.75	3.50	3.00	4.25	3.75						3.75	3.67
Presentation				1.67	4.00	3.25	2.75	4.25	4.25						3.75	3.83
Skating Skills				1.67	3.75	3.75	3.50	4.50	4.00						3.75	3.83
Judges Total Program Component Score (factored)														18.93		

Deductions:

0.00

Rank	Name	Nation	Starting Number	Total Segment Score	Total Element Score	Total Program Component Score (factored)	Total Deductions
2	Emma THEIN-XIE	NZL	4	32.99	16.44	16.55	0.00

#	Executed Elements	Info	Base Value	GOE	J1	J2	J3	J4	J5	J6	J7	J8	J9	Ref.	Scores of Panel	
1	2S		1.30	0.09	1	1	0	0	1					1	1.39	
2	2Lz		2.10	0.00	-1	0	0	0	0					0	2.10	
3	2F+2T		3.10	0.00	0	0	0	0	0					0	3.10	
4	FCCoSp2		2.50	0.08	1	1	0	0	0					0	2.58	
5	2F+1A+SEQ		2.90	0.00	0	0	0	0	0					0	2.90	
6	2Lo		1.70	-0.51	-3	-3	-3	-3	-1					-3	1.19	
7	LSpB		1.20	0.00	0	1	0	0	0					0	1.20	
8	StSq1		1.80	0.18	1	1	1	0	1					2	1.98	
			16.60												16.44	
Program Components				Factor												
Composition				1.67	3.25	3.25	2.75	3.25	3.25						3.25	3.25
Presentation				1.67	3.50	3.25	3.25	3.00	3.50						3.75	3.33
Skating Skills				1.67	3.25	3.25	3.00	3.50	3.75						3.50	3.33
Judges Total Program Component Score (factored)														16.55		

Deductions:

0.00

OCEANIA INTERNATIONAL 2026
JUDGES DETAILS PER SKATER
BASIC NOVICE WOMEN FREE SKATING

Rank	Name	Nation	Starting Number	Total Segment Score	Total Element Score	Total Program Component Score (factored)	Total Deductions
3	Phoebe HADISURJA	AUS	3	31.31	15.16	16.15	0.00

#	Executed Elements	Info	Base Value	GOE	J1	J2	J3	J4	J5	J6	J7	J8	J9	Ref.	Scores of Panel
1	2S+2T		2.60	0.04	0	1	1	0	0					1	2.64
2	2F+1A+SEQ		2.90	-0.24	-1	-2	-1	-1	-2					-1	2.66
3	2Lo		1.70	0.00	0	0	-1	0	0					-3	1.70
4	CCoSp2		2.50	0.25	0	1	1	1	1					0	2.75
5	StSq1		1.80	0.00	0	0	0	0	0					1	1.80
6	1A		1.10	0.07	1	1	1	0	0					1	1.17
7	2T		1.30	0.00	0	-1	0	0	0					0	1.30
8	SSpB		1.10	0.04	0	1	1	0	0					0	1.14
			15.00												15.16
Program Components				Factor											
Composition				1.67	3.25	3.25	2.75	3.50	3.00					3.25	3.17
Presentation				1.67	3.00	3.25	3.25	3.25	3.25					3.75	3.25
Skating Skills				1.67	3.50	3.00	3.00	3.50	3.25					3.25	3.25
Judges Total Program Component Score (factored)														16.15	

Deductions: **0.00**

Rank	Name	Nation	Starting Number	Total Segment Score	Total Element Score	Total Program Component Score (factored)	Total Deductions
4	Lilian PENG	NZL	1	27.00	11.69	15.31	0.00

#	Executed Elements	Info	Base Value	GOE	J1	J2	J3	J4	J5	J6	J7	J8	J9	Ref.	Scores of Panel
1	2Lo<+1A+SEQ	<	2.46	-0.27	-2	-2	-2	-3	-2					-2	2.19
2	2Lo<	F <	1.36	-0.68	-5	-5	-5	-5	-5					-5	0.68
3	CCoSp2		2.50	0.25	1	1	1	1	0					2	2.75
4	1Lz		0.60	0.00	0	0	0	0	0					0	0.60
5	2S+1T		1.70	0.00	0	0	-1	0	0					0	1.70
6	1A		1.10	0.00	0	1	0	0	0					1	1.10
7	SSpB		1.10	0.07	1	1	1	0	0					1	1.17
8	StSqB		1.50	0.00	0	0	1	0	0					1	1.50
			12.32												11.69
Program Components				Factor											
Composition				1.67	3.25	3.00	3.00	3.50	2.50					3.25	3.08
Presentation				1.67	3.25	3.25	3.00	3.25	2.75					3.50	3.17
Skating Skills				1.67	3.00	3.00	2.75	3.00	2.50					3.00	2.92
Judges Total Program Component Score (factored)														15.31	

Deductions: **0.00**

OCEANIA INTERNATIONAL 2026
JUDGES DETAILS PER SKATER
BASIC NOVICE WOMEN FREE SKATING

Rank	Name	Nation	Starting Number	Total Segment Score	Total Element Score	Total Program Component Score (factored)	Total Deductions
5	Mihiata PARKINSON	NZL	10	26.10	11.49	14.61	0.00

#	Executed Elements	Info	Base Value	GOE	J1	J2	J3	J4	J5	J6	J7	J8	J9	Ref.	Scores of Panel	
1	1A		1.10	0.11	1	1	1	0	1					1	1.21	
2	2Lo		1.70	0.00	0	0	0	0	0					0	1.70	
3	CSp		0.00	0.00	-	-	-	-	-					-	0.00	
4	StSqB		1.50	0.10	0	-2	1	1	1					2	1.60	
5	2Lo		1.70	-0.17	-1	-1	0	-1	-1					-1	1.53	
6	1Lz+1A+SEQ		1.70	0.00	0	0	0	0	0					0	1.70	
7	1F+1Lo		1.00	0.00	0	0	0	0	0					1	1.00	
8	FCCoSp2		2.50	0.25	0	1	1	1	1					1	2.75	
			11.20												11.49	
Program Components				Factor												
Composition				1.67	2.75	2.50	2.50	3.25	2.75						3.25	2.67
Presentation				1.67	3.00	2.75	3.00	3.25	3.00						3.25	3.00
Skating Skills				1.67	3.25	2.50	2.75	3.25	3.25						3.50	3.08
Judges Total Program Component Score (factored)														14.61		

Deductions: **0.00**

Rank	Name	Nation	Starting Number	Total Segment Score	Total Element Score	Total Program Component Score (factored)	Total Deductions
6	Aeryl ZHANG	NZL	6	25.42	11.62	13.80	0.00

#	Executed Elements	Info	Base Value	GOE	J1	J2	J3	J4	J5	J6	J7	J8	J9	Ref.	Scores of Panel	
1	2Lo+1A+SEQ		2.80	-0.34	-2	-2	-2	-2	-2					-3	2.46	
2	2S+1T		1.70	0.00	0	0	0	0	0					0	1.70	
3	2F<<	<<	0.50	-0.20	-4	-4	-4	-4	-4					-4	0.30	
4	FCCoSp2		2.50	-0.50	-1	-2	-3	-3	-1					-1	2.00	
5	1A		1.10	0.00	0	0	0	0	0					0	1.10	
6	2Lo		1.70	0.00	0	0	-1	0	0					0	1.70	
7	StSqB		1.50	-0.10	0	-1	-2	-1	0					0	1.40	
8	LSpB		1.20	-0.24	-2	-1	-3	-3	-1					-1	0.96	
			13.00												11.62	
Program Components				Factor												
Composition				1.67	3.00	2.75	2.25	2.50	2.75						3.25	2.67
Presentation				1.67	3.25	2.75	2.25	3.00	3.00						3.50	2.92
Skating Skills				1.67	2.75	2.50	2.00	2.75	2.75						3.00	2.67
Judges Total Program Component Score (factored)														13.80		

Deductions: **0.00**

OCEANIA INTERNATIONAL 2026
JUDGES DETAILS PER SKATER
BASIC NOVICE WOMEN FREE SKATING

Rank	Name	Nation	Starting Number	Total Segment Score	Total Element Score	Total Program Component Score (factored)	Total Deductions
7	Sin Yu Audrey LEE	AUS	5	24.25	10.74	13.51	0.00

#	Executed Elements	Info	Base Value	GOE	J1	J2	J3	J4	J5	J6	J7	J8	J9	Ref.	Scores of Panel	
1	2Lz!	F !	2.10	-1.05	-5	-5	-5	-5	-5					-5	1.05	
2	2F+SEQ+1A*	*	1.80	-0.42	-1	-2	-3	-2	-4					-2	1.38	
3	2Lz+2T<	<	3.14	-0.56	-2	-3	-2	-3	-3					-1	2.58	
4	SSp		0.00	0.00	-	-	-	-	-					-	0.00	
5	StSqB		1.50	-0.15	-2	-2	-1	0	0					1	1.35	
6	2Lo		1.70	-0.06	0	-1	0	-1	0					0	1.64	
7	2S		1.30	0.04	-1	0	1	0	1					0	1.34	
8	CCoSp1V		1.50	-0.10	0	-2	-2	1	0					0	1.40	
			13.04												10.74	
Program Components				Factor												
Composition				1.67	2.50	2.50	2.50	3.00	3.00						3.25	2.67
Presentation				1.67	2.75	2.50	2.50	2.75	3.50						3.50	2.67
Skating Skills				1.67	2.75	2.50	2.50	3.00	3.50						3.25	2.75
Judges Total Program Component Score (factored)																13.51

Deductions:															0.00
--------------------	--	--	--	--	--	--	--	--	--	--	--	--	--	--	-------------

Rank	Name	Nation	Starting Number	Total Segment Score	Total Element Score	Total Program Component Score (factored)	Total Deductions
8	Mia HUMPHREYS	AUS	2	23.75	11.17	13.08	-0.50

#	Executed Elements	Info	Base Value	GOE	J1	J2	J3	J4	J5	J6	J7	J8	J9	Ref.	Scores of Panel	
1	1A		1.10	0.00	0	1	0	0	0					0	1.10	
2	2S+2T<	<	2.34	-0.26	-2	-1	-2	-3	-2					-2	2.08	
3	SSpB		1.10	0.00	0	-1	0	0	0					0	1.10	
4	2Lz<<	<<	0.60	-0.30	-5	-5	-5	-5	-5					-5	0.30	
5	2Lo+1A+SEQ		2.80	0.00	0	-1	0	0	0					0	2.80	
6	StSqB		1.50	0.00	-1	0	0	0	0					0	1.50	
7	2Lo<	<	1.36	-0.27	-2	-2	-2	-2	-2					-2	1.09	
8	CCoSp1V		1.50	-0.30	-2	-2	-3	-2	0					-3	1.20	
			12.30												11.17	
Program Components				Factor												
Composition				1.67	2.75	2.75	2.75	3.00	2.75						2.75	2.75
Presentation				1.67	2.50	2.50	2.25	2.75	2.50						2.50	2.50
Skating Skills				1.67	2.75	2.50	2.50	3.00	2.50						2.50	2.58
Judges Total Program Component Score (factored)																13.08

Deductions:	Falls	-0.50	(1)												-0.50
--------------------	-------	-------	-----	--	--	--	--	--	--	--	--	--	--	--	--------------

OCEANIA INTERNATIONAL 2026
JUDGES DETAILS PER SKATER
BASIC NOVICE WOMEN FREE SKATING

Rank	Name	Nation	Starting Number	Total Segment Score	Total Element Score	Total Program Component Score (factored)	Total Deductions
9	Alva ZHANG	NZL	8	22.63	10.45	12.68	-0.50

#	Executed Elements	Info	Base Value	GOE	J1	J2	J3	J4	J5	J6	J7	J8	J9	Ref.	Scores of Panel
1	2S+2T<	<	2.34	-0.35	-2	-2	-3	-5	-3					-4	1.99
2	1A		1.10	0.00	0	0	0	0	0					1	1.10
3	1Lz+1A+SEQ		1.70	0.00	0	0	0	0	0					0	1.70
4	2S		1.30	-0.04	-1	-1	0	0	0					0	1.26
5	CCoSp1V		1.50	-0.20	-1	-2	-3	-1	-1					0	1.30
6	2Lo<	<	1.36	-0.59	-3	-5	-4	-5	-4					-5	0.77
7	StSqB		1.50	-0.20	-1	-1	-2	-2	0					0	1.30
8	SSpB		1.10	-0.07	-1	-1	-1	0	0					0	1.03
			11.90												10.45
Program Components				Factor											
	Composition			1.67	3.00	2.75	2.25	2.50	2.75					3.00	2.67
	Presentation			1.67	2.50	2.50	2.25	2.25	2.50					3.25	2.42
	Skating Skills			1.67	2.75	2.50	2.25	2.00	2.75					2.75	2.50
Judges Total Program Component Score (factored)															12.68

Deductions:	Falls	-0.50 (1)	-0.50
--------------------	-------	-----------	--------------

Rank	Name	Nation	Starting Number	Total Segment Score	Total Element Score	Total Program Component Score (factored)	Total Deductions
10	Anna-Bella LEVIEN	NZL	9	22.09	8.31	13.78	0.00

#	Executed Elements	Info	Base Value	GOE	J1	J2	J3	J4	J5	J6	J7	J8	J9	Ref.	Scores of Panel
1	2Lo<<	<<	0.50	-0.25	-5	-5	-5	-5	-5					-5	0.25
2	2F	F	1.80	-0.90	-5	-5	-5	-5	-5					-5	0.90
3	2S		1.30	-0.13	-1	-1	0	-1	-1					-1	1.17
4	CCoSp1V		1.50	-0.25	-2	-1	-2	-2	0					-1	1.25
5	2F<+2T<<	<,<<	1.84	-0.72	-5	-5	-5	-5	-5					-5	1.12
6	1A		1.10	-0.07	0	-1	-1	-1	0					0	1.03
7	StSqB		1.50	-0.05	-1	0	0	-1	0					-1	1.45
8	CSpB		1.10	0.04	1	0	1	0	0					0	1.14
			10.64												8.31
Program Components				Factor											
	Composition			1.67	2.50	3.00	2.50	3.00	2.75					2.50	2.75
	Presentation			1.67	3.00	2.75	2.75	3.00	3.25					2.75	2.92
	Skating Skills			1.67	2.50	2.50	2.50	2.75	3.00					3.00	2.58
Judges Total Program Component Score (factored)															13.78

Deductions:			0.00
--------------------	--	--	-------------

Legend:							
#	Sequence number	GOE	Grade of Execution	Jx	Judges (x=1-9)	Ref.	Referee
*	Invalid element	<	Under-rotated jump	<<	Downgraded jump	!	Not clear edge
F	Fall	q	Jump landed on the quarter				

OCEANIA INTERNATIONAL 2026

INTERMEDIATE NOVICE WOMEN

Paradice Botany	19 MAY 2026	14:00	Free Skating
------------------------	-------------	-------	--------------

Size of Skating Arena:	30m*60m
Ice Conditions:	very good
Number of Entries:	3
Number of Participants:	3

Entry Withdrawn:

Free Skating		
Duration:	3:00 +/- 10 seconds	
Segment Factor:	1.00	
Program Component Factors:	Composition	1.70
	Presentation	1.70
	Skating Skills	1.70

Oceania International 2026

CALCULATION SETUP VERIFICATION FOR REFEREE

Category Intermediate Novice Women

Event parameter

Software Version	1.9.8.0	Competition Type	International Competition
Elm Xml Version	2526.4	Calculation	ISU Judging System
Sys Elm Xml Version	0	Trimmed Mean	Starts With 5 Judges
		Verification Rules Season	2025-2026

Category parameter

Category type	Singles	Level	Intermediate Novice
Gender	Lady		

Segment Free Skating

		checksum element table:	4f53d3104ac58ba6eae550c58a2f2c6a	
General segment factor	1.00	Program time	3:00 +/- 10 sec.	
Credit for highlight distribution	1.00	Start time 2nd half of program	0:00	
		Verification Rules	ISU Rules	
Program components:	Factor	Deductions:	Entered By	Values
General component factor	1.00	1: Costume/Prop violation	Majority	0 -0.5
1: Composition	1.70	2: Time violation	Referee	0 -0.5 -1 -1.5 -2 -2.5 -3
2: Presentation	1.70	4: Illegal element/movement	Technical Panel	0 -2 -4 -6
3: Skating Skills	1.70	5: Falls	Technical Panel	-0.5 per Fall
		6: Interruption in excess	Referee	0 -0.5 -1 -1.5 -2 -2.5 -3
		7: Interruption with allowance	Referee	0 -2.5
		10: Costume failure	Referee	0 -0.5
		11: Late start	Referee	0 -0.5

Ms. Joanna MILLER

printed: 02.06.2026 21:10

OCEANIA INTERNATIONAL 2026
PANEL OF JUDGES
INTERMEDIATE NOVICE WOMEN FREE SKATING
Officials

Technical Controller	Ms. Deborah NOYES	AUS
Technical Specialist	Ms. Dian BINTI MA HUSSIN	MAS
Technical Specialist	Ms. Masako KAWAI	JPN

Judges

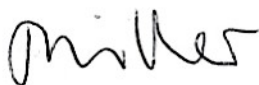
Referee	Ms. Joanna MILLER	AUS
Judge No. 1	Ms. Susan MORRISS	CAN
Judge No. 2	Ms. Laura THOMPSON	NZL
Judge No. 3	Ms. Chihee RHEE	KOR
Judge No. 4	Ms. Rebecca ANDREW	AUS
Judge No. 5	Ms. Yoko ANDO	JPN

Data/Replay Operator

Data Operator	Mr. Kevin REYNOLDS	CAN
Replay Operator	Mr. Brooke CRAWFORD	AUS

OCEANIA INTERNATIONAL 2026
RESULTS
INTERMEDIATE NOVICE WOMEN

Pl. Name	Nation	Total Score	FS
1 Lydia GAO	AUS	30.28	1
2 Arabella Rose COOK	AUS	26.56	2
3 Olivia DICKSON	NZL	25.24	3



Ms. Joanna MILLER, AUS
Referee



Ms. Deborah NOYES, AUS
Technical Controller

Legend:
FS Free Skating
Pl. Place

OCEANIA INTERNATIONAL 2026
JUDGES DETAILS PER SKATER
INTERMEDIATE NOVICE WOMEN FREE SKATING

Rank	Name	Nation	Starting Number	Total Segment Score	Total Element Score	Total Program Component Score (factored)	Total Deductions
1	Lydia GAO	AUS	3	30.28	14.84	15.44	0.00

#	Executed Elements	Info	Base Value	GOE	J1	J2	J3	J4	J5	J6	J7	J8	J9	Ref.	Scores of Panel	
1	2Lz+1Lo		2.60	0.00	0	-1	0	0	0					0	2.60	
2	2F+2T<	<	2.84	-0.36	-2	-1	-2	-2	-2					-2	2.48	
3	CCoSp2		2.50	0.00	0	0	-1	0	0					0	2.50	
4	StSqB		1.50	-0.05	0	-1	-1	0	0					1	1.45	
5	2S		1.30	0.00	0	0	0	0	0					0	1.30	
6	2Lz		2.10	0.00	0	0	0	0	0					0	2.10	
7	1A		1.10	0.07	1	1	0	0	1					1	1.17	
8	CSSp1V		1.43	-0.19	-1	-2	-2	-1	-1					-1	1.24	
			15.37												14.84	
Program Components				Factor												
Composition				1.70	2.75	2.75	2.75	3.50	3.25						3.25	2.92
Presentation				1.70	2.50	3.00	2.75	3.75	3.50						3.50	3.08
Skating Skills				1.70	2.75	2.75	3.00	3.50	3.50						3.50	3.08
Judges Total Program Component Score (factored)															15.44	

Deductions: **0.00**

Rank	Name	Nation	Starting Number	Total Segment Score	Total Element Score	Total Program Component Score (factored)	Total Deductions
2	Arabella Rose COOK	AUS	1	26.56	12.10	14.46	0.00

#	Executed Elements	Info	Base Value	GOE	J1	J2	J3	J4	J5	J6	J7	J8	J9	Ref.	Scores of Panel	
1	2Lo+2T		3.00	0.00	1	0	0	0	0					1	3.00	
2	2Lz+2Lo<<	<<	2.60	-0.84	-4	-4	-4	-5	-4					-4	1.76	
3	2F<	<	1.44	-0.29	-2	-2	-2	-3	-2					-2	1.15	
4	2S		1.30	0.00	0	1	0	0	0					0	1.30	
5	CoSp1V		1.28	-0.42	-3	-3	-5	-3	-4					-4	0.86	
6	1A		1.10	0.00	0	0	0	0	0					0	1.10	
7	StSqB		1.50	-0.15	-2	-2	0	0	-1					-2	1.35	
8	FCSp1		1.90	-0.32	-1	-3	-2	-2	0					-2	1.58	
			14.12												12.10	
Program Components				Factor												
Composition				1.70	2.25	2.75	3.00	3.00	3.25						2.50	2.92
Presentation				1.70	2.50	2.50	3.25	3.50	3.00						2.50	2.92
Skating Skills				1.70	2.50	2.25	2.75	2.75	3.00						2.25	2.67
Judges Total Program Component Score (factored)															14.46	

Deductions: **0.00**

OCEANIA INTERNATIONAL 2026
JUDGES DETAILS PER SKATER
INTERMEDIATE NOVICE WOMEN FREE SKATING

Rank	Name	Nation	Starting Number	Total Segment Score	Total Element Score	Total Program Component Score (factored)	Total Deductions								
3	Olivia DICKSON	NZL	2	25.24	10.94	14.30	0.00								
#	Executed Elements	Info	Base Value	GOE	J1	J2	J3	J4	J5	J6	J7	J8	J9	Ref.	Scores of Panel
1	2S		1.30	-0.26	-2	-2	-2	-2	-1					-4	1.04
2	1A		1.10	0.00	1	0	0	0	0					0	1.10
3	FCSp2		2.30	0.08	1	1	1	-2	-1					1	2.38
4	2Lo		1.70	0.00	0	0	0	0	0					0	1.70
5	CCoSp1V		1.50	-0.15	-1	-1	-1	-1	0					0	1.35
6	1Lz+1A+SEQ		1.70	-0.33	-3	-3	-3	-3	-3					-3	1.37
7	StSqB		1.50	-0.15	-2	-2	-1	0	0					-1	1.35
8	2S	F	1.30	-0.65	-5	-5	-5	-5	-5					-5	0.65
			12.40												10.94
Program Components				Factor											
	Composition		1.70	2.25	2.50	2.75	3.00	3.00						2.75	2.75
	Presentation		1.70	2.00	2.50	3.00	3.00	3.25						3.00	2.83
	Skating Skills		1.70	2.50	2.25	3.00	3.00	3.25						2.50	2.83
Judges Total Program Component Score (factored)															14.30
Deductions:															0.00

Legend:							
#	Sequence number	GOE	Grade of Execution	Jx	Judges (x=1-9)	Ref.	Referee
<	Under-rotated jump	<<	Downgraded jump	F	Fall		

OCEANIA INTERNATIONAL 2026

ADVANCED NOVICE WOMEN

Paradice Botany	19 MAY 2026	14:30	Short Program
	20 MAY 2026	13:00	Free Skating

Size of Skating Arena:	30m*60m
Ice Conditions:	very good
Number of Entries:	6
Number of Participants:	6

Entry Withdrawn:

Short Program		
Duration:	2:20 +/- 10 seconds	
Segment Factor:	1.00	
Program Component Factors:	Composition	1.07
	Presentation	1.07
	Skating Skills	1.07

Free Skating		
Duration:	3:00 +/- 10 seconds	
Segment Factor:	1.00	
Program Component Factors:	Composition	2.13
	Presentation	2.13
	Skating Skills	2.13

Oceania International 2026

CALCULATION SETUP VERIFICATION FOR REFEREE

Category Advanced Novice Women

Event parameter

Software Version	1.9.8.0	Competition Type	International Competition
Elm Xml Version	2526.4	Calculation	ISU Judging System
Sys Elm Xml Version	0	Trimmed Mean	Starts With 5 Judges
		Verification Rules Season	2025-2026

Category parameter

Category type	Singles	Level	Advanced Novice
Gender	Lady		

Segment Short Program

		checksum element table:	4f53d3104ac58ba6eae550c58a2f2c6a
General segment factor	1.00	Program time	2:20 +/- 10 sec.
Credit for highlight distribution	1.00	Start time 2nd half of program	0:00
		Verification Rules	ISU Rules
Program components:	Factor	Deductions:	Entered By Values
General component factor	1.00		
1: Composition	1.07	1: Costume/Prop violation	Majority 0 -0.5
2: Presentation	1.07	2: Time violation	Referee 0 -0.5 -1 -1.5 -2 -2.5 -3
3: Skating Skills	1.07	4: Illegal element/movement	Technical Panel 0 -2 -4 -6
		5: Falls	Technical Panel -0.5 per Fall
		6: Interruption in excess	Referee 0 -0.5 -1 -1.5 -2 -2.5 -3
		7: Interruption with allowance	Referee 0 -2.5
		10: Costume failure	Referee 0 -0.5
		11: Late start	Referee 0 -0.5

Segment Free Skating

		checksum element table:	4f53d3104ac58ba6eae550c58a2f2c6a
General segment factor	1.00	Program time	3:00 +/- 10 sec.
Credit for highlight distribution	1.00	Start time 2nd half of program	0:00
		Verification Rules	ISU Rules
Program components:	Factor	Deductions:	Entered By Values
General component factor	1.00		
1: Composition	2.13	1: Costume/Prop violation	Majority 0 -0.5
2: Presentation	2.13	2: Time violation	Referee 0 -0.5 -1 -1.5 -2 -2.5 -3
3: Skating Skills	2.13	4: Illegal element/movement	Technical Panel 0 -2 -4 -6
		5: Falls	Technical Panel -0.5 per Fall
		6: Interruption in excess	Referee 0 -0.5 -1 -1.5 -2 -2.5 -3
		7: Interruption with allowance	Referee 0 -2.5
		10: Costume failure	Referee 0 -0.5
		11: Late start	Referee 0 -0.5

Ms. Joanna MILLER

printed: 02.06.2026 21:10

OCEANIA INTERNATIONAL 2026

PANEL OF JUDGES

ADVANCED NOVICE WOMEN SHORT PROGRAM

Officials

Technical Controller	Ms. Deborah NOYES	AUS
Technical Specialist	Ms. Dian BINTI MA HUSSIN	MAS
Technical Specialist	Ms. Masako KAWAI	JPN

Judges

Referee	Ms. Joanna MILLER	AUS
Judge No. 1	Ms. Susan MORRISS	CAN
Judge No. 2	Ms. Susan PETRICEVIC	NZL
Judge No. 3	Ms. Chihee RHEE	KOR
Judge No. 4	Ms. Rebecca ANDREW	AUS
Judge No. 5	Ms. Yoko ANDO	JPN

Data/Replay Operator

Data Operator	Ms. Ina PAUL	NZL
Replay Operator	Mr. Brooke CRAWFORD	AUS

OCEANIA INTERNATIONAL 2026

RESULTS

ADVANCED NOVICE WOMEN SHORT PROGRAM

Pl. Name	Nation	Total Segment Score
1 Angela GUO	AUS	35.52
2 Jin HEO	AUS	30.10
3 Hannah LEMUS GONETSKAYA	AUS	27.93
4 Luna WU	NZL	25.53
5 Sienna ROBERTSON	AUS	22.74
6 Lilah LANGI-SCOTT	NZL	16.88



Ms. Joanna MILLER, AUS
Referee



Ms. Deborah NOYES, AUS
Technical Controller

OCEANIA INTERNATIONAL 2026
JUDGES DETAILS PER SKATER
ADVANCED NOVICE WOMEN SHORT PROGRAM

Rank	Name	Nation	Starting Number	Total Segment Score	Total Element Score	Total Program Component Score (factored)	Total Deductions
1	Angela GUO	AUS	2	35.52	21.18	14.34	0.00

#	Executed Elements	Info	Base Value	GOE	J1	J2	J3	J4	J5	J6	J7	J8	J9	Bonus	Ref.	Scores of Panel
1	3Tb+2Lo	b	5.90	0.42	2	0	1	1	1					1.00	2	7.32
2	3Lo<<	F <<	1.70	-0.85	-5	-5	-5	-5	-5						-5	0.85
3	LSp3		2.40	0.40	2	1	1	2	2						2	2.80
4	2Ab	b	3.30	0.33	1	1	1	0	1					1.00	1	4.63
5	StSq1		1.80	0.18	1	1	1	1	2						2	1.98
6	CCoSp3		3.00	0.60	2	2	1	2	2						1	3.60
			18.10													21.18
Program Components				Factor												
	Composition			1.07	4.25	4.75	3.75	4.50	4.25						4.25	4.33
	Presentation			1.07	4.50	4.50	4.00	4.25	4.25						4.25	4.33
	Skating Skills			1.07	4.75	5.25	4.25	4.75	4.75						4.50	4.75
Judges Total Program Component Score (factored)																14.34

Deductions: **0.00**

Rank	Name	Nation	Starting Number	Total Segment Score	Total Element Score	Total Program Component Score (factored)	Total Deductions
2	Jin HEO	AUS	1	30.10	16.02	14.08	0.00

#	Executed Elements	Info	Base Value	GOE	J1	J2	J3	J4	J5	J6	J7	J8	J9	Bonus	Ref.	Scores of Panel
1	2Ab	b	3.30	0.22	1	1	0	0	1					1.00	1	4.52
2	2F+2Lo		3.50	-0.06	0	0	-1	-1	0						0	3.44
3	CSp3		2.30	0.15	0	1	1	0	1						0	2.45
4	2Lz	F	2.10	-1.05	-5	-5	-5	-5	-5						-5	1.05
5	CCoSp2		2.50	0.08	1	1	-1	0	0						2	2.58
6	StSq1		1.80	0.18	1	1	1	1	0						2	1.98
			15.50													16.02
Program Components				Factor												
	Composition			1.07	4.50	4.50	4.00	4.25	4.25						3.75	4.33
	Presentation			1.07	4.75	4.75	4.25	4.50	4.50						4.25	4.58
	Skating Skills			1.07	4.50	4.50	3.75	4.25	4.00						4.00	4.25
Judges Total Program Component Score (factored)																14.08

Deductions: **0.00**

Rank	Name	Nation	Starting Number	Total Segment Score	Total Element Score	Total Program Component Score (factored)	Total Deductions
3	Hannah LEMUS GONETSKAYA	AUS	6	27.93	13.77	14.16	0.00

#	Executed Elements	Info	Base Value	GOE	J1	J2	J3	J4	J5	J6	J7	J8	J9		Ref.	Scores of Panel
1	2A<<	F <<	1.10	-0.55	-5	-5	-5	-5	-5						-5	0.55
2	2F!+2Lo	!	3.50	-0.06	0	0	0	-1	-2						2	3.44
3	LSp1		1.50	0.05	1	2	0	0	0						1	1.55
4	StSq2		2.60	0.43	3	2	2	0	1						3	3.03
5	2Lz		2.10	0.00	0	0	0	0	0						0	2.10
6	CCoSp3		3.00	0.10	1	1	-1	0	0						1	3.10
			13.80													13.77
Program Components				Factor												
	Composition			1.07	4.50	4.50	4.00	4.00	4.50						4.50	4.33
	Presentation			1.07	4.75	4.75	4.25	4.50	4.50						4.25	4.58
	Skating Skills			1.07	4.50	4.75	4.00	4.25	4.25						4.00	4.33
Judges Total Program Component Score (factored)																14.16

Deductions: **0.00**

OCEANIA INTERNATIONAL 2026
JUDGES DETAILS PER SKATER
ADVANCED NOVICE WOMEN SHORT PROGRAM

Rank	Name	Nation	Starting Number	Total Segment Score	Total Element Score	Total Program Component Score (factored)	Total Deductions
4	Luna WU	NZL	4	25.53	12.33	13.20	0.00

#	Executed Elements	Info	Base Value	GOE	J1	J2	J3	J4	J5	J6	J7	J8	J9	Ref.	Scores of Panel
1	1A		1.10	0.07	1	1	1	0	0					1	1.17
2	2Lz!	!	2.10	-0.70	-4	-2	-3	-5	-3					-3	1.40
3	CCoSp3		3.00	0.00	-2	0	-1	1	1					-1	3.00
4	2F+2Lo		3.50	0.12	1	1	1	0	0					0	3.62
5	StSqB		1.50	0.10	1	0	1	1	0					1	1.60
6	CSp1		1.40	0.14	2	1	1	1	1					2	1.54
			12.60												12.33
Program Components				Factor											
	Composition			1.07	4.50	4.50	3.75	3.50	4.00					3.25	4.08
	Presentation			1.07	4.25	4.50	4.25	3.75	4.00					3.00	4.17
	Skating Skills			1.07	4.25	4.50	4.00	3.50	4.00					3.50	4.08
Judges Total Program Component Score (factored)															13.20

Deductions:	0.00
--------------------	-------------

Rank	Name	Nation	Starting Number	Total Segment Score	Total Element Score	Total Program Component Score (factored)	Total Deductions
5	Sienna ROBERTSON	AUS	3	22.74	10.88	11.86	0.00

#	Executed Elements	Info	Base Value	GOE	J1	J2	J3	J4	J5	J6	J7	J8	J9	Ref.	Scores of Panel
1	2F<+2Lo<<	<,<<	1.94	-0.72	-5	-5	-5	-5	-5					-5	1.22
2	2Lz		2.10	0.00	1	0	0	0	0					-1	2.10
3	CSp2		1.80	0.06	0	0	1	0	1					0	1.86
4	CCoSp3		3.00	0.10	0	0	1	0	1					1	3.10
5	1A		1.10	0.00	0	0	0	0	0					0	1.10
6	StSqB		1.50	0.00	0	0	1	0	0					0	1.50
			11.44												10.88
Program Components				Factor											
	Composition			1.07	3.25	4.00	3.75	3.25	4.00					2.75	3.67
	Presentation			1.07	3.75	4.00	3.75	3.75	4.50					3.00	3.83
	Skating Skills			1.07	3.75	3.75	3.25	3.00	3.75					2.50	3.58
Judges Total Program Component Score (factored)															11.86

Deductions:	0.00
--------------------	-------------

Rank	Name	Nation	Starting Number	Total Segment Score	Total Element Score	Total Program Component Score (factored)	Total Deductions
6	Lilah LANGI-SCOTT	NZL	5	16.88	6.98	9.90	0.00

#	Executed Elements	Info	Base Value	GOE	J1	J2	J3	J4	J5	J6	J7	J8	J9	Ref.	Scores of Panel
1	2F+COMBO		1.80	-0.90	-5	-5	-5	-5	-5					-5	0.90
2	2Lz<	F <	1.68	-0.84	-5	-5	-5	-5	-5					-5	0.84
3	StSqB		1.50	-0.15	-1	-2	-1	-1	-1					-2	1.35
4	CCoSp1		2.00	-0.33	-2	-2	-2	-1	0					-2	1.67
5	1A		1.10	0.00	0	0	0	0	0					-1	1.10
6	CSp1		1.40	-0.28	-2	-2	-2	-2	-2					-2	1.12
			9.48												6.98
Program Components				Factor											
	Composition			1.07	3.00	3.75	3.00	2.75	3.75					2.00	3.25
	Presentation			1.07	2.75	3.25	3.00	2.75	3.50					2.50	3.00
	Skating Skills			1.07	2.75	3.50	2.75	2.50	3.50					2.25	3.00
Judges Total Program Component Score (factored)															9.90

Deductions:	0.00
--------------------	-------------

OCEANIA INTERNATIONAL 2026
JUDGES DETAILS PER SKATER
ADVANCED NOVICE WOMEN SHORT PROGRAM

Legend:							
#	Sequence number	GOE	Grade of Execution	Jx	Judges (x=1-9)	Ref.	Referee
<	Under-rotated jump	<<	Downgraded jump	!	Not clear edge	F	Fall
b	Bonus Point for jump added to the element score						

OCEANIA INTERNATIONAL 2026
PANEL OF JUDGES
ADVANCED NOVICE WOMEN FREE SKATING
Officials

Technical Controller	Ms. Deborah NOYES	AUS
Technical Specialist	Ms. Dian BINTI MA HUSSIN	MAS
Technical Specialist	Ms. Masako KAWAI	JPN

Judges

Referee	Ms. Joanna MILLER	AUS
Judge No. 1	Ms. Susan MORRISS	CAN
Judge No. 2	Ms. Susan PETRICEVIC	NZL
Judge No. 3	Ms. Chihee RHEE	KOR
Judge No. 4	Ms. Rebecca ANDREW	AUS
Judge No. 5	Ms. Yoko ANDO	JPN

Data/Replay Operator

Data Operator	Mr. Brooke CRAWFORD	AUS
Replay Operator	Ms. Ina PAUL	NZL

OCEANIA INTERNATIONAL 2026


RESULTS

ADVANCED NOVICE WOMEN

Pl. Name	Nation	Total Score	SP	FS
1 Angela GUO	AUS	92.71	1	1
2 Jin HEO	AUS	79.15	2	2
3 Hannah LEMUS GONETSKAYA	AUS	76.87	3	3
4 Luna WU	NZL	69.56	4	4
5 Sienna ROBERTSON	AUS	62.87	5	5
6 Lilah LANGI-SCOTT	NZL	56.03	6	6



Ms. Joanna MILLER, AUS
Referee



Ms. Deborah NOYES, AUS
Technical Controller

Legend:

SP Short Program FS Free Skating Pl. Place

OCEANIA INTERNATIONAL 2026
JUDGES DETAILS PER SKATER
ADVANCED NOVICE WOMEN FREE SKATING

Rank	Name	Nation	Starting Number	Total Segment Score	Total Element Score	Total Program Component Score (factored)	Total Deductions
1	Angela GUO	AUS	6	57.19	30.74	26.45	0.00

#	Executed Elements	Info	Base Value	GOE	J1	J2	J3	J4	J5	J6	J7	J8	J9	Bonus	Ref.	Scores of Panel	
1	3F<	F <	4.24	-2.12	-5	-5	-5	-5	-5						-5	2.12	
2	3Lo<+2T	<	5.22	-0.91	-2	-3	-2	-3	-2						-2	4.31	
3	3Lo<<	<<	1.70	-0.57	-4	-3	-3	-4	-3						-3	1.13	
4	FSSp3		2.60	0.26	1	1	2	0	1						1	2.86	
5	3Sb+2A<+2A<+SEQ	b,<,<	9.58	-1.72	-4	-4	-4	-4	-4					1.00	-3	8.86	
6	3T<	<	3.36	-0.67	-1	-2	-2	-3	-2						-2	2.69	
7	ChSq1		3.00	-0.17	0	0	-1	0	-1						-1	2.83	
8	3S<	<	3.44	-0.80	-2	-2	-2	-3	-3						-2	2.64	
9	CCoSp3		3.00	0.30	1	1	1	1	1						1	3.30	
			36.14													30.74	
Program Components				Factor													
Composition				2.13	4.25	4.50	4.25	4.00	3.75							4.00	4.17
Presentation				2.13	4.00	4.50	4.00	3.75	4.00							3.75	4.00
Skating Skills				2.13	4.25	4.75	4.00	4.50	4.00							4.25	4.25
Judges Total Program Component Score (factored)																26.45	

Deductions: **0.00**

Rank	Name	Nation	Starting Number	Total Segment Score	Total Element Score	Total Program Component Score (factored)	Total Deductions
2	Jin HEO	AUS	5	49.05	23.85	25.20	0.00

#	Executed Elements	Info	Base Value	GOE	J1	J2	J3	J4	J5	J6	J7	J8	J9	Bonus	Ref.	Scores of Panel	
1	2Aqb+2T<	q,b,<	4.34	-1.65	-4	-5	-5	-5	-5					1.00	-3	3.69	
2	2A<	<	2.64	-0.70	-2	-2	-3	-3	-3						-2	1.94	
3	2F+2T+1A+SEQ		4.20	0.00	0	0	0	0	0						1	4.20	
4	FCSSp3		2.60	0.00	0	0	0	0	1						0	2.60	
5	2Lz!<	!,<	1.68	-0.56	-3	-3	-3	-5	-4						-2	1.12	
6	2Lo		1.70	0.00	0	1	0	0	0						1	1.70	
7	ChSq1		3.00	0.50	1	1	1	0	1						2	3.50	
8	2F		1.80	0.00	0	0	0	0	0						1	1.80	
9	CCoSp3		3.00	0.30	1	2	1	1	1						1	3.30	
			24.96													23.85	
Program Components				Factor													
Composition				2.13	3.75	4.75	3.75	4.00	3.50							3.75	3.83
Presentation				2.13	4.00	4.50	4.00	4.25	3.75							4.25	4.08
Skating Skills				2.13	3.75	4.50	3.75	4.25	3.50							4.00	3.92
Judges Total Program Component Score (factored)																25.20	

Deductions: **0.00**

OCEANIA INTERNATIONAL 2026
JUDGES DETAILS PER SKATER
ADVANCED NOVICE WOMEN FREE SKATING

Rank	Name	Nation	Starting Number	Total Segment Score	Total Element Score	Total Program Component Score (factored)	Total Deductions
3	Hannah LEMUS GONETSKAYA	AUS	4	48.94	22.83	26.11	0.00

#	Executed Elements	Info	Base Value	GOE	J1	J2	J3	J4	J5	J6	J7	J8	J9	Ref.	Scores of Panel
1	FSSp3		2.60	0.17	0	1	1	0	1					1	2.77
2	2A<	<	2.64	-0.70	-3	-2	-2	-3	-3					-1	1.94
3	2F!+2Lo+1A+SEQ	!	4.60	-0.36	-2	-2	-2	-3	-2					-2	4.24
4	2Lz+2T		3.40	0.00	-1	0	0	0	0					0	3.40
5	2S		1.30	-0.52	-4	-5	-4	-4	-4					-4	0.78
6	ChSq1		3.00	0.33	1	1	1	0	0					2	3.33
7	2F		1.80	0.00	0	0	0	0	0					0	1.80
8	CCoSp3		3.00	-0.60	-2	-2	-3	-2	-2					-1	2.40
9	2Lz		2.10	0.07	0	0	0	1	1					0	2.17
			24.44												22.83
Program Components				Factor											
	Composition			2.13	3.50	4.75	4.50	4.25	3.75					4.00	4.17
	Presentation			2.13	4.00	4.25	4.50	4.25	3.75					4.00	4.17
	Skating Skills			2.13	3.50	4.50	4.00	4.25	3.50					3.75	3.92
Judges Total Program Component Score (factored)															26.11

Deductions: **0.00**

Rank	Name	Nation	Starting Number	Total Segment Score	Total Element Score	Total Program Component Score (factored)	Total Deductions
4	Luna WU	NZL	3	44.03	18.30	25.73	0.00

#	Executed Elements	Info	Base Value	GOE	J1	J2	J3	J4	J5	J6	J7	J8	J9	Ref.	Scores of Panel
1	2T+1A+2Lo+SEQ		4.10	0.17	1	1	1	1	0					2	4.27
2	FCSSp3V		1.95	0.13	2	2	0	-1	0					2	2.08
3	2A<<	<<	1.10	-0.37	-3	-4	-3	-4	-3					-3	0.73
4	2F<	F <	1.44	-0.72	-5	-5	-5	-5	-5					-5	0.72
5	CCoSp1V		1.50	0.15	1	1	-2	1	1					1	1.65
6	2F		1.80	0.18	1	0	1	1	1					1	1.98
7	2Lz!	!	2.10	-0.14	-1	-1	0	-2	0					0	1.96
8	ChSq1		3.00	0.50	1	2	1	1	0					1	3.50
9	2S+2Lo<<	<<	1.80	-0.39	-3	-3	-3	-3	-3					0	1.41
			18.79												18.30
Program Components				Factor											
	Composition			2.13	3.75	4.25	4.25	4.00	3.50					3.50	4.00
	Presentation			2.13	4.00	4.00	4.25	4.25	3.25					3.25	4.08
	Skating Skills			2.13	3.75	4.50	4.00	4.25	3.25					3.50	4.00
Judges Total Program Component Score (factored)															25.73

Deductions: **0.00**

OCEANIA INTERNATIONAL 2026
JUDGES DETAILS PER SKATER
ADVANCED NOVICE WOMEN FREE SKATING

Rank	Name	Nation	Starting Number	Total Segment Score	Total Element Score	Total Program Component Score (factored)	Total Deductions								
5	Sienna ROBERTSON	AUS	2	40.13	18.47	21.66	0.00								
#	Executed Elements	Info	Base Value	GOE	J1	J2	J3	J4	J5	J6	J7	J8	J9	Ref.	Scores of Panel
1	2Lo+1A+1A+SEQ		3.90	0.00	0	0	0	0	0					0	3.90
2	2F<+1T	<	1.84	-0.58	-4	-4	-4	-4	-3					-4	1.26
3	2Lz<	<	1.68	-0.34	-2	-2	-2	-3	-2					-2	1.34
4	2F		1.80	0.00	0	0	0	0	0					0	1.80
5	ChSq1		3.00	0.17	1	-2	1	0	0					1	3.17
6	2Lo		1.70	0.00	0	0	1	0	0					0	1.70
7	FCSSp1V	F	1.43	-0.72	-5	-5	-5	-5	-5					-5	0.71
8	2S		1.30	0.09	1	1	1	0	0					0	1.39
9	CCoSp3		3.00	0.20	1	1	0	0	1					1	3.20
			19.65												18.47
Program Components				Factor											
Composition				2.13	3.00	3.75	3.75	3.25	3.25					3.50	3.42
Presentation				2.13	3.25	3.50	4.25	3.50	3.50					3.25	3.50
Skating Skills				2.13	3.00	3.50	3.75	3.25	3.00					3.00	3.25
Judges Total Program Component Score (factored)											21.66				
Deductions:							0.00								

Rank	Name	Nation	Starting Number	Total Segment Score	Total Element Score	Total Program Component Score (factored)	Total Deductions								
6	Lilah LANGI-SCOTT	NZL	1	39.15	18.92	20.23	0.00								
#	Executed Elements	Info	Base Value	GOE	J1	J2	J3	J4	J5	J6	J7	J8	J9	Ref.	Scores of Panel
1	2Lo+1A+1A+SEQ		3.90	0.00	0	0	0	0	0					0	3.90
2	2Lz		2.10	0.00	0	0	1	0	0					-1	2.10
3	2Lo+2T<	<	2.74	-0.74	-3	-4	-4	-5	-5					-5	2.00
4	2S		1.30	-0.04	0	-1	0	-1	0					0	1.26
5	FCSSp2V		1.73	0.00	0	-3	0	0	0					-1	1.73
6	2F		1.80	-0.18	-1	-1	-2	-1	-1					-2	1.62
7	ChSq1		3.00	-0.33	0	-1	-1	0	-1					0	2.67
8	2F		1.80	-0.18	-1	-1	-1	-1	0					-1	1.62
9	CCoSp3V		2.25	-0.23	-1	-1	-1	-1	0					0	2.02
			20.62												18.92
Program Components				Factor											
Composition				2.13	2.75	3.25	4.00	3.50	3.00					2.50	3.25
Presentation				2.13	2.50	3.50	3.75	3.00	3.25					2.50	3.25
Skating Skills				2.13	2.75	3.25	3.75	2.75	3.00					2.75	3.00
Judges Total Program Component Score (factored)											20.23				
Deductions:							0.00								

Legend:							
#	Sequence number	GOE	Grade of Execution	Jx	Judges (x=1-9)	Ref.	Referee
<	Under-rotated jump	<<	Downgraded jump	!	Not clear edge	F	Fall
q	Jump landed on the quarter	b	Bonus Point for jump added to the element score				

OCEANIA INTERNATIONAL 2026

JUNIOR WOMEN

Paradice Botany	20 MAY 2026	13:40	Short Program
	21 MAY 2026	13:00	Free Skating

Size of Skating Arena:	30m*60m
Ice Conditions:	very good
Number of Entries:	8
Number of Participants:	7

Entry Withdrawn:	Lotus DONOGHUE (AUS)
------------------	----------------------

Short Program		
Duration:	2:40 +/- 10 seconds	
Segment Factor:	1.00	
Program Component Factors:	Composition	1.33
	Presentation	1.33
	Skating Skills	1.33

Free Skating		
Duration:	3:30 +/- 10 seconds	
Segment Factor:	1.00	
Program Component Factors:	Composition	2.67
	Presentation	2.67
	Skating Skills	2.67

Oceania International 2026

CALCULATION SETUP VERIFICATION FOR REFEREE

Category Junior Women

Event parameter

Software Version	1.9.8.0	Competition Type	International Competition
Elm Xml Version	2526.4	Calculation	ISU Judging System
Sys Elm Xml Version	0	Trimmed Mean	Starts With 5 Judges
		Verification Rules Season	2025-2026

Category parameter

Category type	Singles	Level	Junior
Gender	Lady		

Segment Short Program

		checksum element table:	4f53d3104ac58ba6eae550c58a2f2c6a	
General segment factor	1.00	Program time	2:40 +/- 10 sec.	
Credit for highlight distribution	1.10	Start time 2nd half of program	1:20	
		Verification Rules	ISU Rules	
Program components:	Factor	Deductions:	Entered By	Values
General component factor	1.00	1: Costume/Prop violation	Majority	0 -1
1: Composition	1.33	2: Time violation	Referee	0 -1 -2 -3 -4 -5 -6
2: Presentation	1.33	4: Illegal element/movement	Technical Panel	0 -2 -4 -6
3: Skating Skills	1.33	5: Falls	Technical Panel	-1 per Fall
		6: Interruption in excess	Referee	0 -1 -2 -3 -4 -5 -6
		7: Interruption with allowance	Referee	0 -5
		10: Costume failure	Referee	0 -1
		11: Late start	Referee	0 -1

Segment Free Skating

		checksum element table:	4f53d3104ac58ba6eae550c58a2f2c6a	
General segment factor	1.00	Program time	3:30 +/- 10 sec.	
Credit for highlight distribution	1.10	Start time 2nd half of program	1:45	
		Verification Rules	ISU Rules	
Program components:	Factor	Deductions:	Entered By	Values
General component factor	1.00	1: Costume/Prop violation	Majority	0 -1
1: Composition	2.67	2: Time violation	Referee	0 -1 -2 -3 -4 -5 -6
2: Presentation	2.67	4: Illegal element/movement	Technical Panel	0 -2 -4 -6
3: Skating Skills	2.67	5: Falls	Technical Panel	-1 per Fall
		6: Interruption in excess	Referee	0 -1 -2 -3 -4 -5 -6
		7: Interruption with allowance	Referee	0 -5
		10: Costume failure	Referee	0 -1
		11: Late start	Referee	0 -1

Ms. Joanna MILLER

printed: 02.06.2026 21:10

**OCEANIA INTERNATIONAL 2026
PANEL OF JUDGES
JUNIOR WOMEN SHORT PROGRAM**

Officials

Technical Controller	Ms. Deborah NOYES	AUS
Technical Specialist	Ms. Masako KAWAI	JPN
Technical Specialist	Ms. Dian BINTI MA HUSSIN	MAS

Judges

Referee	Ms. Joanna MILLER	AUS
Judge No. 1	Ms. Susan MORRISS	CAN
Judge No. 2	Ms. Susan PETRICEVIC	NZL
Judge No. 3	Ms. Chihee RHEE	KOR
Judge No. 4	Ms. Rebecca ANDREW	AUS
Judge No. 5	Ms. Yoko ANDO	JPN

Data/Replay Operator


Data Operator	Mr. Brooke CRAWFORD	AUS
Replay Operator	Ms. Ina PAUL	NZL

OCEANIA INTERNATIONAL 2026


RESULTS

JUNIOR WOMEN SHORT PROGRAM

Pl. Name	Nation	Total Segment Score
1 Ziyao WU	NZL	37.61
2 Cara TANG	NZL	36.18
3 Alethea WONG	NZL	34.08
4 Hope ROWE	AUS	31.35
5 Cassie JIAN	AUS	31.04
6 Brooke CATHRO	NZL	30.74
7 Sophie POKORNY	NZL	28.71



Ms. Joanna MILLER, AUS
Referee



Ms. Deborah NOYES, AUS
Technical Controller

OCEANIA INTERNATIONAL 2026
JUDGES DETAILS PER SKATER
JUNIOR WOMEN SHORT PROGRAM

Rank	Name	Nation	Starting Number	Total Segment Score	Total Element Score	Total Program Component Score (factored)	Total Deductions								
1	Ziyao WU	NZL	7	37.61	18.66	18.95	0.00								
#	Executed Elements	Info	Base Value	GOE	J1	J2	J3	J4	J5	J6	J7	J8	J9	Ref.	Scores of Panel
1	2A<<	<<	1.10	-0.40	-3	-4	-3	-5	-4					-5	0.70
2	2Lz+2T		3.40	0.07	1	0	1	0	0					1	3.47
3	FSSp3		2.60	0.26	1	2	1	-1	1					1	2.86
4	2Lo		1.87	x 0.17	1	2	1	0	1					1	2.04
5	LSp4		2.70	0.36	2	2	1	1	1					2	3.06
6	StSq2		2.60	0.43	2	3	1	1	2					2	3.03
7	CCoSp4		3.50	0.00	1	-1	-1	0	1					1	3.50
			17.77												18.66
Program Components				Factor											
Composition				1.33	4.50	5.50	4.25	4.50	5.00					4.25	4.67
Presentation				1.33	4.75	5.50	4.50	4.75	5.00					4.50	4.83
Skating Skills				1.33	4.75	5.00	4.50	4.50	5.00					4.25	4.75
Judges Total Program Component Score (factored)															18.95
Deductions:															0.00

Rank	Name	Nation	Starting Number	Total Segment Score	Total Element Score	Total Program Component Score (factored)	Total Deductions								
2	Cara TANG	NZL	3	36.18	18.89	18.29	-1.00								
#	Executed Elements	Info	Base Value	GOE	J1	J2	J3	J4	J5	J6	J7	J8	J9	Ref.	Scores of Panel
1	2A		3.30	0.00	1	0	0	0	0					1	3.30
2	3S<+COMBO	F <	3.44	-1.72	-5	-5	-5	-5	-5					-5	1.72
3	FSSp4		3.00	-0.10	1	0	0	-2	-1					0	2.90
4	CCoSp3		3.00	0.30	2	1	1	0	1					2	3.30
5	2Lo		1.87	x 0.17	1	1	1	0	1					1	2.04
6	StSq2		2.60	0.35	2	1	1	1	2					2	2.95
7	CSp3		2.30	0.38	2	2	2	1	1					2	2.68
			19.51												18.89
Program Components				Factor											
Composition				1.33	4.25	4.75	4.25	4.25	4.75					3.75	4.42
Presentation				1.33	4.75	4.75	4.75	4.25	5.25					3.50	4.75
Skating Skills				1.33	4.50	4.75	4.25	4.50	4.75					3.50	4.58
Judges Total Program Component Score (factored)															18.29
Deductions:							Falls	-1.00	(1)						-1.00

OCEANIA INTERNATIONAL 2026
JUDGES DETAILS PER SKATER
JUNIOR WOMEN SHORT PROGRAM

Rank	Name	Nation	Starting Number	Total Segment Score	Total Element Score	Total Program Component Score (factored)	Total Deductions								
3	Alethea WONG	NZL	6	34.08	17.90	17.18	-1.00								
#	Executed Elements	Info	Base Value	GOE	J1	J2	J3	J4	J5	J6	J7	J8	J9	Ref.	Scores of Panel
1	2Lo		1.70	0.17	1	1	1	0	1					1	1.87
2	2A<	F <	2.64	-1.32	-5	-5	-5	-5	-5					-5	1.32
3	CSp4		2.60	0.00	1	0	0	0	0					0	2.60
4	2Lz+2T		3.74	x 0.00	0	0	0	-1	0					-1	3.74
5	CCoSp3		3.00	0.00	0	0	0	0	1					1	3.00
6	StSq2		2.60	0.26	2	1	1	1	1					2	2.86
7	FSSp3		2.60	-0.09	1	0	-1	-2	0					1	2.51
			18.88												17.90
Program Components				Factor											
Composition				1.33	4.25	4.50	4.00	4.25	4.25					4.00	4.25
Presentation				1.33	4.50	4.50	4.00	4.50	4.25					4.00	4.42
Skating Skills				1.33	4.25	4.50	4.00	4.25	4.25					3.50	4.25
Judges Total Program Component Score (factored)												17.18			
Deductions:		Falls	-1.00 (1)									-1.00			

Rank	Name	Nation	Starting Number	Total Segment Score	Total Element Score	Total Program Component Score (factored)	Total Deductions								
4	Hope ROWE	AUS	2	31.35	15.95	16.40	-1.00								
#	Executed Elements	Info	Base Value	GOE	J1	J2	J3	J4	J5	J6	J7	J8	J9	Ref.	Scores of Panel
1	2A		3.30	0.33	1	1	1	1	0					0	3.63
2	3S<+COMBO	F <	3.44	-1.72	-5	-5	-5	-5	-5					-5	1.72
3	FSSp3		2.60	-0.17	0	1	-1	-1	-2					0	2.43
4	StSq1		1.80	0.12	0	1	1	1	0					0	1.92
5	2Lo		1.87	x 0.00	0	0	1	0	0					0	1.87
6	CCoSp2		2.50	-0.08	0	-1	-1	0	0					0	2.42
7	LSp2		1.90	0.06	0	1	1	0	0					1	1.96
			17.41												15.95
Program Components				Factor											
Composition				1.33	3.75	4.75	4.00	4.25	4.00					3.50	4.08
Presentation				1.33	3.50	4.50	4.25	3.75	4.00					3.25	4.00
Skating Skills				1.33	3.75	4.50	4.25	4.50	4.00					3.25	4.25
Judges Total Program Component Score (factored)												16.40			
Deductions:		Falls	-1.00 (1)									-1.00			

Rank	Name	Nation	Starting Number	Total Segment Score	Total Element Score	Total Program Component Score (factored)	Total Deductions								
5	Cassie JIAN	AUS	4	31.04	16.30	14.74	0.00								
#	Executed Elements	Info	Base Value	GOE	J1	J2	J3	J4	J5	J6	J7	J8	J9	Ref.	Scores of Panel
1	2A<<	<<	1.10	-0.44	-4	-4	-3	-4	-4					-4	0.66
2	2Lz+2T		3.40	0.00	0	0	0	0	0					-1	3.40
3	FSSp4		3.00	-0.40	-2	-1	-1	-2	0					0	2.60
4	2Lo		1.87	x 0.00	0	0	0	0	0					0	1.87
5	LSp4		2.70	0.00	0	0	0	0	0					1	2.70
6	StSq1		1.80	0.00	0	0	0	0	0					0	1.80
7	CCoSp4		3.50	-0.23	-1	-1	0	0	-1					0	3.27
			17.37												16.30
Program Components				Factor											
Composition				1.33	3.50	3.75	4.00	4.00	3.75					3.00	3.83
Presentation				1.33	3.25	3.50	4.00	3.75	3.25					3.25	3.50
Skating Skills				1.33	3.75	3.75	3.75	3.50	3.75					2.75	3.75
Judges Total Program Component Score (factored)												14.74			
Deductions:											0.00				

OCEANIA INTERNATIONAL 2026
JUDGES DETAILS PER SKATER
JUNIOR WOMEN SHORT PROGRAM

Rank	Name	Nation	Starting Number	Total Segment Score	Total Element Score	Total Program Component Score (factored)	Total Deductions								
6	Brooke CATHRO	NZL	5	30.74	14.11	16.63	0.00								
#	Executed Elements	Info	Base Value	GOE	J1	J2	J3	J4	J5	J6	J7	J8	J9	Ref.	Scores of Panel
1	3S<<+2T	<<	2.60	-0.52	-4	-4	-3	-4	-4					-4	2.08
2	1Lo*	*	0.00	0.00	-	-	-	-	-					-	0.00
3	FSSp4		3.00	0.20	1	1	1	0	0					2	3.20
4	CCoSp3		3.00	0.40	2	0	1	2	1					2	3.40
5	StSq2		2.60	0.09	1	0	0	2	0					1	2.69
6	2A<<	<<	1.21	x -0.37	-3	-3	-3	-4	-4					-3	0.84
7	LSp2		1.90	0.00	1	0	0	0	0					1	1.90
			14.31												14.11
Program Components				Factor											
Composition				1.33	4.00	4.25	4.00	4.75	4.25					3.50	4.17
Presentation				1.33	4.25	4.25	4.25	4.75	4.25					3.75	4.25
Skating Skills				1.33	4.00	4.25	4.00	4.50	4.00					3.75	4.08
Judges Total Program Component Score (factored)															16.63
Deductions:															0.00

Rank	Name	Nation	Starting Number	Total Segment Score	Total Element Score	Total Program Component Score (factored)	Total Deductions								
7	Sophie POKORNY	NZL	1	28.71	13.65	15.06	0.00								
#	Executed Elements	Info	Base Value	GOE	J1	J2	J3	J4	J5	J6	J7	J8	J9	Ref.	Scores of Panel
1	2Lz!+2T<	!,<	3.14	-0.63	-3	-3	-3	-5	-3					-2	2.51
2	1A*	*	0.00	0.00	-	-	-	-	-					-	0.00
3	CSp2		1.80	-0.12	0	-1	0	-1	-2					0	1.68
4	2Lo		1.87	x 0.11	1	0	1	0	1					0	1.98
5	FSSp3		2.60	0.26	1	1	1	0	1					0	2.86
6	StSq1		1.80	-0.18	0	-1	-1	-1	-1					0	1.62
7	CCoSp3		3.00	0.00	1	0	0	0	0					1	3.00
			14.21												13.65
Program Components				Factor											
Composition				1.33	4.00	3.75	4.00	3.75	4.00					3.25	3.92
Presentation				1.33	4.00	3.75	4.00	3.50	3.75					3.00	3.83
Skating Skills				1.33	3.75	3.50	3.75	3.50	3.50					3.25	3.58
Judges Total Program Component Score (factored)															15.06
Deductions:															0.00

Legend:							
#	Sequence number	GOE	Grade of Execution	Jx	Judges (x=1-9)	Ref.	Referee
*	Invalid element	<	Under-rotated jump	<<	Downgraded jump		
x	Credit for highlight distribution, base value multiplied by 1.1			!	Not clear edge	F	Fall

OCEANIA INTERNATIONAL 2026
PANEL OF JUDGES
JUNIOR WOMEN FREE SKATING

Officials

Technical Controller	Ms. Deborah NOYES	AUS
Technical Specialist	Ms. Masako KAWAI	JPN
Technical Specialist	Ms. Dian BINTI MA HUSSIN	MAS

Judges

Referee	Ms. Joanna MILLER	AUS
Judge No. 1	Ms. Susan MORRISS	CAN
Judge No. 2	Ms. Susan PETRICEVIC	NZL
Judge No. 3	Ms. Chihee RHEE	KOR
Judge No. 4	Ms. Rebecca ANDREW	AUS
Judge No. 5	Ms. Yoko ANDO	JPN

Data/Replay Operator

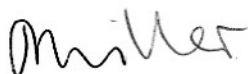
Data Operator	Ms. Ina PAUL	NZL
Replay Operator	Mr. Brooke CRAWFORD	AUS

OCEANIA INTERNATIONAL 2026

RESULTS

JUNIOR WOMEN

Pl.	Name	Nation	Total Score	SP	FS
1	Ziyao WU	NZL	107.80	1	1
2	Cara TANG	NZL	100.63	2	2
3	Alethea WONG	NZL	98.31	3	3
4	Brooke CATHRO	NZL	86.80	6	4
5	Hope ROWE	AUS	84.05	4	5
6	Cassie JIAN	AUS	73.27	5	6
Withdrawn	Sophie POKORNY	NZL	28.71	7	WD



Ms. Joanna MILLER, AUS
Referee



Ms. Deborah NOYES, AUS
Technical Controller

Legend:

SP Short Program FS Free Skating WD Withdrawn Pl. Place

OCEANIA INTERNATIONAL 2026
JUDGES DETAILS PER SKATER
JUNIOR WOMEN FREE SKATING

Rank	Name	Nation	Starting Number	Total Segment Score	Total Element Score	Total Program Component Score (factored)	Total Deductions
1	Ziyao WU	NZL	7	70.19	33.05	37.14	0.00

#	Executed Elements	Info	Base Value	GOE	J1	J2	J3	J4	J5	J6	J7	J8	J9	Ref.	Scores of Panel
1	2F		1.80	0.06	0	0	1	0	1					1	1.86
2	2Lz+2T		3.40	0.00	0	0	0	0	0					1	3.40
3	CCoSp4		3.50	0.47	2	1	1	1	2					2	3.97
4	3S<	<	3.44	-0.92	-3	-2	-2	-5	-3					-2	2.52
5	2Lo		1.70	0.11	0	0	1	1	1					1	1.81
6	ChSq1		3.00	0.67	1	0	1	2	2					1	3.67
7	2F+2T		3.41	x 0.06	0	0	1	0	1					0	3.47
8	2Lz+1A+2Lo<+SEQ	<	5.02	x -0.42	-2	-2	-2	-2	-2					-1	4.60
9	2S		1.43	x 0.00	0	1	0	0	0					1	1.43
10	LSp3		2.40	0.08	1	1	0	0	0					1	2.48
11	FCSp4		3.20	0.64	3	2	1	2	2					2	3.84
			32.30												33.05
Program Components				Factor											
Composition				2.67	4.25	5.25	4.25	4.50	5.00					4.50	4.58
Presentation				2.67	4.25	5.25	4.50	4.75	5.00					4.25	4.75
Skating Skills				2.67	4.25	5.00	4.50	4.50	4.75					4.00	4.58
Judges Total Program Component Score (factored)														37.14	

Deductions:		0.00
--------------------	--	-------------

Rank	Name	Nation	Starting Number	Total Segment Score	Total Element Score	Total Program Component Score (factored)	Total Deductions
2	Cara TANG	NZL	6	64.45	31.28	35.17	-2.00

#	Executed Elements	Info	Base Value	GOE	J1	J2	J3	J4	J5	J6	J7	J8	J9	Ref.	Scores of Panel
1	2A	F	3.30	-1.65	-5	-5	-5	-5	-5					-5	1.65
2	3S<	F <	3.44	-1.72	-5	-5	-5	-5	-5					-5	1.72
3	2Lo		1.70	0.06	1	1	0	0	0					1	1.76
4	2F		1.80	0.12	1	0	1	1	0					2	1.92
5	CCSp4		3.20	0.32	2	1	1	1	1					2	3.52
6	2Lz+1A+1A+SEQ		4.73	x 0.07	1	0	1	0	0					2	4.80
7	2F+2T		3.41	x 0.00	0	0	0	0	0					2	3.41
8	FCCoSp3		3.00	0.20	1	1	0	1	0					0	3.20
9	ChSq1		3.00	0.67	0	2	1	2	1					2	3.67
10	2Lz+1T		2.75	x -0.42	-3	-2	-2	-2	-2					-2	2.33
11	CCoSp3		3.00	0.30	1	1	1	0	1					1	3.30
			33.33												31.28
Program Components				Factor											
Composition				2.67	3.75	4.50	4.50	4.00	4.25					4.50	4.25
Presentation				2.67	3.75	4.25	4.50	4.75	4.75					4.75	4.50
Skating Skills				2.67	4.00	4.75	4.25	4.50	4.50					4.50	4.42
Judges Total Program Component Score (factored)														35.17	

Deductions:	Falls	-2.00 (2)	-2.00
--------------------	-------	-----------	--------------

OCEANIA INTERNATIONAL 2026
JUDGES DETAILS PER SKATER
JUNIOR WOMEN FREE SKATING

Rank	Name	Nation	Starting Number	Total Segment Score	Total Element Score	Total Program Component Score (factored)	Total Deductions
3	Alethea WONG	NZL	5	64.23	30.43	33.80	0.00

#	Executed Elements	Info	Base Value	GOE	J1	J2	J3	J4	J5	J6	J7	J8	J9	Ref.	Scores of Panel
1	2F+2T		3.10	0.00	0	0	0	0	0					1	3.10
2	2Lo		1.70	0.17	1	0	1	1	1					1	1.87
3	2Lz+2T		3.40	0.00	1	0	0	0	0					0	3.40
4	FCCoSp4		3.50	0.00	0	0	0	0	0					1	3.50
5	2S		1.30	0.04	1	1	0	0	0					2	1.34
6	CCSp4		3.20	0.00	0	0	0	0	0					0	3.20
7	2F		1.98	x 0.00	1	0	0	0	0					0	1.98
8	2Lz		2.31	x 0.00	1	0	0	0	0					1	2.31
9	CCoSp2		2.50	0.00	0	0	0	-1	0					0	2.50
10	2Lo+1A+1A+SEQ		4.29	x -0.06	0	0	0	-1	-1					0	4.23
11	ChSq1		3.00	0.00	0	0	0	0	0					1	3.00
			30.28												30.43
Program Components				Factor											
Composition				2.67	4.50	4.25	4.25	4.50	4.25					3.75	4.33
Presentation				2.67	4.00	4.00	4.25	4.25	4.00					4.00	4.08
Skating Skills				2.67	4.25	4.25	4.25	4.50	4.25					4.25	4.25
Judges Total Program Component Score (factored)														33.80	

Deductions: **0.00**

Rank	Name	Nation	Starting Number	Total Segment Score	Total Element Score	Total Program Component Score (factored)	Total Deductions
4	Brooke CATHRO	NZL	2	56.06	25.35	30.71	0.00

#	Executed Elements	Info	Base Value	GOE	J1	J2	J3	J4	J5	J6	J7	J8	J9	Ref.	Scores of Panel
1	3S<<+2T<<	<<,<<	1.70	-0.65	-5	-5	-5	-5	-5					-5	1.05
2	2A<<	<<	1.10	-0.37	-4	-3	-3	-3	-4					-3	0.73
3	CCoSp4		3.50	0.82	3	1	2	3	2					3	4.32
4	2Lo		1.70	0.00	0	0	0	0	0					0	1.70
5	2F		1.80	0.00	0	-2	0	0	0					0	1.80
6	FCCoSp4		3.50	0.35	2	-1	1	1	1					2	3.85
7	2Lz!	!	2.31	x -0.63	-2	-3	-3	-3	-3					-1	1.68
8	2Lz<+2T<<	<,<<	2.29	x -0.84	-5	-5	-5	-5	-5					-5	1.45
9	2S+1A+1A+SEQ		3.85	x 0.00	0	0	0	0	0					0	3.85
10	ChSq1		3.00	0.00	0	0	0	0	-1					0	3.00
11	LSp3		2.40	-0.48	-2	-3	-2	-2	-2					-2	1.92
			27.15												25.35
Program Components				Factor											
Composition				2.67	3.75	3.50	4.00	4.25	3.75					4.00	3.83
Presentation				2.67	3.75	3.25	3.75	4.00	3.50					3.75	3.67
Skating Skills				2.67	4.00	3.50	4.00	4.25	4.00					3.50	4.00
Judges Total Program Component Score (factored)														30.71	

Deductions: **0.00**

OCEANIA INTERNATIONAL 2026
JUDGES DETAILS PER SKATER
JUNIOR WOMEN FREE SKATING

Rank	Name	Nation	Starting Number	Total Segment Score	Total Element Score	Total Program Component Score (factored)	Total Deductions
5	Hope ROWE	AUS	4	52.70	24.78	30.92	-3.00

#	Executed Elements	Info	Base Value	GOE	J1	J2	J3	J4	J5	J6	J7	J8	J9	Ref.	Scores of Panel
1	2A+2T	F	4.60	-1.65	-4	-5	-5	-5	-5					-4	2.95
2	3S<	<	3.44	-1.72	-5	-5	-5	-5	-5					-5	1.72
3	FCCoSp3		3.00	0.10	0	0	0	1	1					0	3.10
4	2Lz!	F !	2.10	-1.05	-5	-5	-5	-5	-5					-5	1.05
5	2F+2T<	<	2.84	-0.72	-3	-4	-3	-5	-5					-2	2.12
6	CCoSp2		2.50	-0.08	-1	0	0	0	-1					1	2.42
7	2F		1.98	x 0.00	-1	0	0	0	0					0	1.98
8	2A	F	3.63	x -1.65	-5	-5	-5	-5	-5					-5	1.98
9	2Lo		1.87	x -0.06	-1	-1	0	0	0					0	1.81
10	ChSq1		3.00	0.17	0	-1	1	1	0					1	3.17
11	LSp3		2.40	0.08	2	0	1	0	0					1	2.48
			31.36												24.78
Program Components				Factor											
Composition				2.67	3.25	3.75	4.25	4.25	4.25				3.75	4.08	
Presentation				2.67	3.00	3.00	4.00	3.75	3.75				3.50	3.50	
Skating Skills				2.67	3.75	3.50	4.25	4.50	4.00				3.75	4.00	
Judges Total Program Component Score (factored)														30.92	

Deductions:	Falls	-3.00 (3)	-3.00
--------------------	-------	-----------	--------------

Rank	Name	Nation	Starting Number	Total Segment Score	Total Element Score	Total Program Component Score (factored)	Total Deductions
6	Cassie JIAN	AUS	3	42.23	18.32	26.91	-3.00

#	Executed Elements	Info	Base Value	GOE	J1	J2	J3	J4	J5	J6	J7	J8	J9	Ref.	Scores of Panel
1	2Lz+2T<	F <	3.14	-1.05	-5	-5	-5	-5	-5					-5	2.09
2	1A		1.10	0.00	0	0	0	0	0					1	1.10
3	2F+2Lo<	F <	3.16	-0.90	-5	-5	-5	-5	-5					-5	2.26
4	FCCSp2V		1.73	-0.41	-3	-3	-2	-2	-1					-3	1.32
5	2Lzq	F q	2.31	x -1.05	-5	-5	-5	-5	-5					-5	1.26
6	LSp3		2.40	0.00	0	0	0	0	0					1	2.40
7	ChSq1		3.00	-0.33	-1	-2	-1	0	0					-1	2.67
8	2Lo		1.87	x 0.00	0	0	0	0	0					0	1.87
9	2S		1.43	x 0.00	-1	0	0	0	0					0	1.43
10	CCoSp2		2.50	-0.58	-3	-3	-2	-2	-2					-1	1.92
			22.64												18.32
Program Components				Factor											
Composition				2.67	3.25	2.75	3.50	3.50	4.00				3.25	3.42	
Presentation				2.67	3.00	2.50	3.50	2.75	3.50				2.75	3.08	
Skating Skills				2.67	3.50	3.00	3.50	3.75	3.75				3.00	3.58	
Judges Total Program Component Score (factored)														26.91	

Deductions:	Falls	-3.00 (3)	-3.00
--------------------	-------	-----------	--------------

Legend:					
#	Sequence number	GOE	Grade of Execution	Jx	Judges (x=1-9)
<	Under-rotated jump	<<	Downgraded jump	x	Credit for highlight distribution, base value multiplied by 1.1
!	Not clear edge	F	Fall	q	Jump landed on the quarter
				Ref.	Referee

OCEANIA INTERNATIONAL 2026

WOMEN

Paradice Botany	20 MAY 2026	14:40	Short Program
	21 MAY 2026	14:15	Free Skating

Size of Skating Arena:	30m*60m
Ice Conditions:	very good
Number of Entries:	3
Number of Participants:	3

Entry Withdrawn:

Short Program		
Duration:	2:40 +/- 10 seconds	
Segment Factor:	1.00	
Program Component Factors:	Composition	1.33
	Presentation	1.33
	Skating Skills	1.33

Free Skating		
Duration:	4:00 +/- 10 seconds	
Segment Factor:	1.00	
Program Component Factors:	Composition	2.67
	Presentation	2.67
	Skating Skills	2.67

Oceania International 2026

CALCULATION SETUP VERIFICATION FOR REFEREE

Category Women

Event parameter

Software Version	1.9.8.0	Competition Type	International Competition
Elm Xml Version	2526.4	Calculation	ISU Judging System
Sys Elm Xml Version	0	Trimmed Mean	Starts With 5 Judges
		Verification Rules Season	2025-2026

Category parameter

Category type	Singles	Level	Senior
Gender	Lady		

Segment Short Program

		checksum element table:	4f53d3104ac58ba6eae550c58a2f2c6a	
General segment factor	1.00	Program time	2:40 +/- 10 sec.	
Credit for highlight distribution	1.10	Start time 2nd half of program	1:20	
		Verification Rules	ISU Rules	
Program components:	Factor	Deductions:	Entered By	Values
General component factor	1.00	1: Costume/Prop violation	Majority	0 -1
1: Composition	1.33	2: Time violation	Referee	0 -1 -2 -3 -4 -5 -6
2: Presentation	1.33	4: Illegal element/movement	Technical Panel	0 -2 -4 -6
3: Skating Skills	1.33	5: Falls	Technical Panel	0 -1 -2 -4 -6
		6: Interruption in excess	Referee	0 -1 -2 -3 -4 -5 -6
		7: Interruption with allowance	Referee	0 -5
		10: Costume failure	Referee	0 -1
		11: Late start	Referee	0 -1

Segment Free Skating

		checksum element table:	4f53d3104ac58ba6eae550c58a2f2c6a	
General segment factor	1.00	Program time	4:00 +/- 10 sec.	
Credit for highlight distribution	1.10	Start time 2nd half of program	2:00	
		Verification Rules	ISU Rules	
Program components:	Factor	Deductions:	Entered By	Values
General component factor	1.00	1: Costume/Prop violation	Majority	0 -1
1: Composition	2.67	2: Time violation	Referee	0 -1 -2 -3 -4 -5 -6
2: Presentation	2.67	4: Illegal element/movement	Technical Panel	0 -2 -4 -6
3: Skating Skills	2.67	5: Falls	Technical Panel	0 -1 -2 -4 -6
		6: Interruption in excess	Referee	0 -1 -2 -3 -4 -5 -6
		7: Interruption with allowance	Referee	0 -5
		10: Costume failure	Referee	0 -1
		11: Late start	Referee	0 -1

Ms. Joanna MILLER

printed: 02.06.2026 21:10

OCEANIA INTERNATIONAL 2026

PANEL OF JUDGES

WOMEN SHORT PROGRAM

Officials

Technical Controller	Ms. Deborah NOYES	AUS
Technical Specialist	Ms. Masako KAWAI	JPN
Technical Specialist	Ms. Dian BINTI MA HUSSIN	MAS

Judges

Referee	Ms. Joanna MILLER	AUS
Judge No. 1	Ms. Susan MORRISS	CAN
Judge No. 2	Ms. Susan PETRICEVIC	NZL
Judge No. 3	Ms. Chihee RHEE	KOR
Judge No. 4	Ms. Rebecca ANDREW	AUS
Judge No. 5	Ms. Yoko ANDO	JPN

Data/Replay Operator

Data Operator	Mr. Brooke CRAWFORD	AUS
Replay Operator	Ms. Ina PAUL	NZL

OCEANIA INTERNATIONAL 2026

RESULTS

WOMEN SHORT PROGRAM

Pl. Name	Nation	Total Segment Score
1 Josefin TALJEGARD	SWE	51.60
2 Skye Frances PATENIA	PHI	28.89
3 Dimitra KORRI	GRE	28.36



Ms. Joanna MILLER, AUS
Referee



Ms. Deborah NOYES, AUS
Technical Controller

OCEANIA INTERNATIONAL 2026
JUDGES DETAILS PER SKATER
WOMEN SHORT PROGRAM

Rank	Name	Nation	Starting Number	Total Segment Score	Total Element Score	Total Program Component Score (factored)	Total Deductions
1	Josefin TALJEGARD	SWE	3	51.60	26.44	25.16	0.00

#	Executed Elements	Info	Base Value	GOE	J1	J2	J3	J4	J5	J6	J7	J8	J9	Ref.	Scores of Panel
1	3F<	<	4.24	-1.13	-2	-2	-3	-3	-3					-2	3.11
2	3T+2T		5.50	0.28	1	1	1	0	0					1	5.78
3	FCSp4		3.20	0.43	1	1	2	1	2					2	3.63
4	2A		3.63	x 0.11	0	1	2	-1	0					1	3.74
5	SSp4		2.50	0.42	2	2	1	2	1					2	2.92
6	StSq3		3.30	0.66	2	3	2	2	2					2	3.96
7	CCoSp3		3.00	0.30	1	2	1	1	1					2	3.30
			25.37												26.44
Program Components				Factor											
Composition				1.33	4.75	6.75	5.75	6.75	6.75					4.50	6.42
Presentation				1.33	5.00	7.00	6.00	7.25	7.00					4.50	6.67
Skating Skills				1.33	4.75	6.00	5.50	6.50	6.00					4.75	5.83
Judges Total Program Component Score (factored)														25.16	

Deductions: 0.00

Rank	Name	Nation	Starting Number	Total Segment Score	Total Element Score	Total Program Component Score (factored)	Total Deductions
2	Skye Frances PATENIA	PHI	2	28.89	12.70	16.19	0.00

#	Executed Elements	Info	Base Value	GOE	J1	J2	J3	J4	J5	J6	J7	J8	J9	Ref.	Scores of Panel
1	3S<<	<<	1.30	-0.61	-5	-4	-4	-5	-5					-5	0.69
2	2Lo+2T*	*	1.70	-0.85	-5	-5	-5	-5	-5					-5	0.85
3	FSSp3		2.60	0.00	1	0	0	0	0					1	2.60
4	CCoSp3		3.00	0.00	-2	0	1	0	0					2	3.00
5	2A<<	<<	1.21	x -0.55	-5	-3	-5	-5	-5					-5	0.66
6	StSq2		2.60	0.00	0	0	0	0	0					1	2.60
7	CSp3		2.30	0.00	1	-1	0	0	0					1	2.30
			14.71												12.70
Program Components				Factor											
Composition				1.33	3.50	4.50	4.00	4.25	3.75					3.50	4.00
Presentation				1.33	3.75	4.50	4.25	4.25	4.00					3.50	4.17
Skating Skills				1.33	3.75	4.25	4.00	4.25	3.75					3.25	4.00
Judges Total Program Component Score (factored)														16.19	

Deductions: 0.00

OCEANIA INTERNATIONAL 2026
JUDGES DETAILS PER SKATER
WOMEN SHORT PROGRAM

Rank	Name	Nation	Starting Number	Total Segment Score	Total Element Score	Total Program Component Score (factored)	Total Deductions									
3	Dimitra KORRI	GRE	1	28.36	12.52	17.84	-2.00									
#	Executed Elements	Info	Base Value	GOE	J1	J2	J3	J4	J5	J6	J7	J8	J9	Ref.	Scores of Panel	
1	3S<<	<<	1.30	-0.48	-4	-3	-3	-4	-4					-3	0.82	
2	2A<<	F <<	1.10	-0.55	-5	-5	-5	-5	-5					-5	0.55	
3	CCoSp4		3.50	0.00	1	0	0	0	0					2	3.50	
4	FSSp3		2.60	0.09	1	0	1	0	-1					1	2.69	
5	2Lz+2Tq*	q,*	2.31	x -1.05	-5	-5	-5	-5	-5					-5	1.26	
6	StSq1		1.80	0.06	1	1	0	0	0					0	1.86	
7	LSp2		1.90	-0.06	1	-2	-1	0	0					1	1.84	
			14.51												12.52	
Program Components				Factor												
Composition				1.33	4.00	4.75	4.50	4.75	4.25						4.00	4.50
Presentation				1.33	4.25	4.50	4.75	4.75	4.50						4.00	4.58
Skating Skills				1.33	4.25	4.75	4.25	4.50	4.25						3.50	4.33
Judges Total Program Component Score (factored)																17.84
Deductions:			Time violation	-1.00	Falls				-1.00	(1)					-2.00	

Legend:							
#	Sequence number	GOE	Grade of Execution	Jx	Judges (x=1-9)	Ref.	Referee
*	Invalid element	<	Under-rotated jump	<<	Downgraded jump		
x	Credit for highlight distribution, base value multiplied by 1.1			F	Fall	q	Jump landed on the quarter

OCEANIA INTERNATIONAL 2026

PANEL OF JUDGES

WOMEN FREE SKATING

Officials

Technical Controller	Ms. Deborah NOYES	AUS
Technical Specialist	Ms. Masako KAWAI	JPN
Technical Specialist	Ms. Dian BINTI MA HUSSIN	MAS

Judges

Referee	Ms. Joanna MILLER	AUS
Judge No. 1	Ms. Susan MORRISS	CAN
Judge No. 2	Ms. Susan PETRICEVIC	NZL
Judge No. 3	Ms. Chihee RHEE	KOR
Judge No. 4	Ms. Rebecca ANDREW	AUS
Judge No. 5	Ms. Yoko ANDO	JPN

Data/Replay Operator

Data Operator	Mr. Brooke CRAWFORD	AUS
Replay Operator	Ms. Ina PAUL	NZL

OCEANIA INTERNATIONAL 2026

RESULTS

WOMEN

Pl.	Name	Nation	Total Score	SP	FS
1	Josefin TALJEGARD	SWE	139.48	1	1
2	Dimitra KORRI	GRE	96.16	3	2
3	Skye Frances PATENIA	PHI	81.31	2	3



Ms. Joanna MILLER, AUS
Referee



Ms. Deborah NOYES, AUS
Technical Controller

Legend:					
SP	Short Program	FS	Free Skating	Pl.	Place

OCEANIA INTERNATIONAL 2026
JUDGES DETAILS PER SKATER
WOMEN FREE SKATING

Rank	Name	Nation	Starting Number	Total Segment Score	Total Element Score	Total Program Component Score (factored)	Total Deductions								
1	Josefin TALJEGARD	SWE	3	87.88	38.03	49.85	0.00								
#	Executed Elements	Info	Base Value	GOE	J1	J2	J3	J4	J5	J6	J7	J8	J9	Ref.	Scores of Panel
1	3F<	<	4.24	-0.85	-2	-2	-2	-3	-2					-2	3.39
2	3T		4.20	-0.70	-2	-1	-1	-4	-2					-2	3.50
3	3S+1T		4.70	0.00	0	0	-1	0	0					0	4.70
4	3T+REP		2.94	0.14	1	1	-1	0	0					0	3.08
5	FCSp4		3.20	0.43	0	1	2	1	2					1	3.63
6	2S<<	<<	0.44	x -0.20	-5	-3	-5	-5	-5					-5	0.24
7	2A		3.63	x 0.00	0	2	-1	0	0					1	3.63
8	ChSq1		3.00	1.33	2	3	2	3	3					1	4.33
9	2A<	<	2.90	x -0.97	-4	-3	-4	-3	-4					-3	1.93
10	SSp3		2.10	0.35	2	2	1	1	2					1	2.45
11	StSq3		3.30	0.55	2	1	1	2	2					2	3.85
12	CCoSp3		3.00	0.30	2	2	0	1	0					2	3.30
			37.65												38.03
Program Components				Factor											
Composition				2.67	5.25	6.75	5.75	7.00	6.75					5.50	6.42
Presentation				2.67	5.75	6.75	6.00	7.50	6.75					5.75	6.50
Skating Skills				2.67	5.50	5.75	5.50	6.50	6.00					5.25	5.75
Judges Total Program Component Score (factored)															49.85
Deductions:														0.00	

Rank	Name	Nation	Starting Number	Total Segment Score	Total Element Score	Total Program Component Score (factored)	Total Deductions								
2	Dimitra KORRI	GRE	1	67.80	31.30	36.50	0.00								
#	Executed Elements	Info	Base Value	GOE	J1	J2	J3	J4	J5	J6	J7	J8	J9	Ref.	Scores of Panel
1	2Lo		1.70	0.17	1	1	1	0	1					2	1.87
2	2S+2T		2.60	0.04	1	0	1	0	0					1	2.64
3	2T		1.30	0.00	0	0	1	0	0					1	1.30
4	2F		1.80	0.00	1	0	0	0	0					2	1.80
5	CCoSp4		3.50	0.00	1	-1	0	0	0					1	3.50
6	StSq1		1.80	0.06	1	0	1	0	0					2	1.86
7	2F+1A+1A+SEQ		4.40	x 0.00	0	0	0	0	0					0	4.40
8	2Lz		2.31	x -0.21	-1	-1	-1	-1	0					0	2.10
9	2Lz		2.31	x 0.00	0	0	0	-1	0					0	2.31
10	FCCoSp4		3.50	0.00	0	0	0	0	0					1	3.50
11	FSSp3		2.60	0.09	1	0	1	0	0					1	2.69
12	ChSq1		3.00	0.33	1	0	1	1	0					0	3.33
			30.82												31.30
Program Components				Factor											
Composition				2.67	4.50	4.50	4.75	4.00	4.50					4.75	4.50
Presentation				2.67	4.75	4.25	5.25	4.75	4.75					4.75	4.75
Skating Skills				2.67	4.50	4.25	4.50	4.50	4.00					4.50	4.42
Judges Total Program Component Score (factored)															36.50
Deductions:														0.00	

OCEANIA INTERNATIONAL 2026
JUDGES DETAILS PER SKATER
WOMEN FREE SKATING

Rank	Name	Nation	Starting Number	Total Segment Score	Total Element Score	Total Program Component Score (factored)	Total Deductions									
3	Skye Frances PATENIA	PHI	2	52.42	23.95	30.47	-2.00									
#	Executed Elements	Info	Base Value	GOE	J1	J2	J3	J4	J5	J6	J7	J8	J9	Ref.	Scores of Panel	
1	2A<<	<<	1.10	-0.37	-3	-3	-3	-5	-4					-3	0.73	
2	1A+1A+SEQ		2.20	0.00	0	0	0	0	0					0	2.20	
3	2Lo+2T<	<	2.74	-0.45	-3	-2	-3	-2	-3					-3	2.29	
4	FSSp4		3.00	0.10	0	1	1	0	0					0	3.10	
5	FCCoSp3		3.00	0.00	0	0	0	0	1					-1	3.00	
6	2F<	F <	1.44	-0.72	-5	-5	-5	-5	-5					-5	0.72	
7	2F<+1Eu<<+2S<	<,<<,<	2.73	x -0.72	-5	-5	-5	-5	-5					-5	2.01	
8	2Lo		1.87	x -0.40	-3	-1	-2	-3	-2					-2	1.47	
9	StSq1		1.80	0.00	0	0	0	0	0					0	1.80	
10	2S		1.43	x 0.00	-1	0	0	0	0					0	1.43	
11	ChSq1		3.00	-0.50	-2	-1	0	-2	0					-1	2.50	
12	CCoSp3		3.00	-0.30	-1	-2	-1	-1	-1					-1	2.70	
			27.31												23.95	
Program Components				Factor												
Composition				2.67	3.75	3.25	4.00	3.75	4.00						3.50	3.83
Presentation				2.67	3.50	3.50	4.25	4.25	3.75						3.50	3.83
Skating Skills				2.67	3.75	3.75	3.75	4.25	3.50						3.25	3.75
Judges Total Program Component Score (factored)														30.47		
Deductions:			Time violation	-1.00	Falls										-1.00 (1)	-2.00

Legend:							
#	Sequence number	GOE	Grade of Execution	Jx	Judges (x=1-9)	Ref.	Referee
<	Under-rotated jump	<<	Downgraded jump	x	Credit for highlight distribution, base value multiplied by 1.1		
REP	Jump repetition	F	Fall				