



13  
countries

57  
teams

2026

# BUDAPEST CUP

SYNCHRONIZED SKATING COMPETITION



## Welcome Message from the Organisers



Szabolcs Baksay  
Event Director  
Chair, Organizing Committee



Márta Tóth  
Chief Organizer

Dear Synchro Skating Community,

The Budapest Cup has always been about progress, and about creating moments where something new and exciting happens. In 2026, this spirit is stronger than ever.

This year, 57 teams from 13 countries are competing in 7 categories, confirming the Budapest Cup as a truly an international event. With 10 Senior and 13 Junior teams on the ice, the level of the competition is fully comparable to Challenger Series events. Alongside the Hungarian national synchronized skating team, several top-ten teams are participating, including Team Ice On Fire (ITA) and Team Berlin 1 (GER). We are especially proud that many Senior and Junior teams have returned to Budapest year after year, among them Team Olympia (CZE) and Skating Graces (GER).

The 2026 edition marks a special step forward: the Budapest Cup is hosted at MET Aréna, a modern, world-class ice arena that provides an outstanding stage for synchronized skating. As always, domestic participation is strong, with 24 Hungarian teams competing across all seven categories.

Synchronized skating is entering an exciting new era, with Juniors already on the path toward Olympic participation. We look to the future with confidence and are committed to supporting the continued growth and visibility of our sport.

We wish all teams a successful competition and hope that the Budapest Cup will once again be a memorable experience for skaters, officials, and spectators alike.



Kedves Szinkronkorcsolya Közösség,

A Budapest Cup mindig is a fejlődésről szólt – és arról, hogy minden évben történjen valami új és izgalmas. 2026-ban ez az érzés minden eddiginél erősebben jelen van.

Az idei versenyen 13 ország 57 csapata vesz részt 7 kategóriában, amely egyértelműen nemzetközi rangra emeli a Budapest Kupát. 10 senior és 13 junior csapat indul, így a mezőny színvonala a Challenger Series versenyekkel összemérhető. A magyar nemzeti szinkronkorcsolyaválogatott mellett több top tízes csapat is jégre lép, köztük a Team Ice On Fire (ITA) és a Team Berlin 1 (GER). Külön büszkeség számunkra, hogy számos senior és junior csapat hosszú évek óta visszatér a Budapest Kupára, köztük a Team Olympia (CZE) és a Skating Graces (GER).

Idén is erős a hazai jelenlét, hiszen 24 magyar csapat indul, mind a 7 kategóriában. Nagy öröm számunkra, hogy a magyar csapatok hazai közönség előtt mutathatják be programjaikat egy olyan világszínvonalú helyen mint a MET Aréna, egy ilyen jelentős nemzetközi versenyen.

A szinkronkorcsolya jelenleg egy izgalmas új korszak küszöbén áll, a junior kategória pedig már az olimpiai részvétel felé vezető úton halad. Bizakodva tekintünk a jövőbe, és elköteleztük magunkat, hogy a sportág fejlődését és növekvő nemzetközi figyelmét továbbra is támogassuk.

Minden csapatnak eredményes versenyzést kívánunk, és bízunk benne, hogy a Budapest Cup idén is maradandó élményt nyújt versenyzőknek és nézőknek egyaránt.

## Exciting Times: The Transformation of Synchronized Skating

Synchronized skating is living through one of the most exciting transformations in its history. The sport has grown enormously over the past decade – in technical level, global participation, and international visibility. More teams than ever are competing at a high standard, and the atmosphere at competitions reflects a discipline that is confident, ambitious, and clearly moving forward.

A major step in this evolution is the introduction of Synchro 9, a new nine-skater format created by the ISU. As ISU Synchronized Skating Technical Committee Chair Philippe Maitrot recently explained, this format is designed with a clear long-term vision: opening the door toward Olympic inclusion. Synchro 9 is not replacing traditional teams, but complementing them – making the sport more accessible for new countries and easier to integrate into the Olympic framework.

At the same time, junior skating is also evolving. From this season onward, juniors compete under updated rules that align more closely with senior structures, strengthening the pathway between levels. Importantly, synchronized skating is expected to be part of the Winter Youth Olympic Games in the Synchro 9 format – another historic step on the road to the Olympic stage.

The journey itself is already full of opportunity. More teams, more nations, higher standards, new formats, and growing recognition – all of this signals that synchronized skating is not standing still. It is reshaping itself with purpose.

The direction is clear. The road leads toward the Olympic Games – and the transformation happening right now makes the future brighter than ever.



A szinkronkorcsolya történetének egyik legizgalmasabb átalakulását éli. Az elmúlt évtizedben látványosan fejlődött a sportág: nőtt a csapatok száma, emelkedett a technikai színvonal, és jelentősen erősödött a nemzetközi jelenlét. Soha ennyi csapat nem versenyzett ilyen magas szinten, és a versenyek hangulata egy magabiztosan építkező, ambiciózus sportág képét mutatja.

Az átalakulás egyik legfontosabb mérföldköve a Synchro 9, az ISU által bevezetett kilenc fős versenyformátum. Philippe Maitrot, az ISU szinkronkorcsolya szakosztályának elnöke egy friss interjúban hangsúlyozta: a Synchro 9 célja világos – megnyitni az utat az olimpiai részvétel felé. A kisebb létszám könnyebben illeszthető az olimpiai struktúrába, miközben új országok számára is lehetőséget teremt a csatlakozásra. A hagyományos csapatformátum nem szűnik meg, hanem egy új, olimpiai perspektívával egészül ki.

Ezzel párhuzamosan a junior kategória is megújult szabályrendszer szerint versenyez az idei szezontól, amely szorosabban kapcsolja össze a junior és senior szinteket, erősítve a sportolói életút folytonosságát. A tervek szerint a szinkronkorcsolya a Synchro 9 formátumban már az Ifjúsági Téli Olimpiai Játékokon is bemutatkozhat – újabb jelentős lépés az olimpiai színpad felé.

Az út már most tele van lehetőséggel: egyre több csapat, egyre több nemzet, magasabb színvonal és növekvő nemzetközi figyelem jellemzi a sportágot. A szinkronkorcsolya nem csupán fejlődik – tudatosan formálja a saját jövőjét.

Az irány egyértelmű: az olimpiai játékok. Az ehhez vezető átalakulás már elkezdődött – és a szinkronkorcsolya jövője soha nem volt ilyen ígéretes.

# Welcome Message of the Hungarian National Skating Federation

Dear Athletes, Coaches, Spectators, and Participants,

It is a great pleasure and honor for the Hungarian National Skating Federation to host the Budapest Cup international synchronized skating competition for the eighth time. Over the years, this event has become not only a prestigious sporting occasion but also one of the most important meeting points for the synchronized skating community.

This year, 57 teams from 13 countries have arrived to compete and showcase their programs in the new and wonderful MET Arena in Székesfehérvár. We hope that this modern and impressive venue will provide a worthy setting for the competition and offer a lasting experience for all participants and spectators.

We would also like to express our sincere gratitude to the organizers, who work with dedication year after year to deliver a high-quality, professionally organized, and memorable event.

We wish all teams successful performances, outstanding achievements, and fair competition. We trust that the Budapest Cup is not only about rivalry but also about celebrating synchronized skating together – as it is unity, mutual responsibility, and strong team spirit that make this sport truly special.

We wish everyone the best of luck, unforgettable moments, and sportsmanlike competition!



Kedves Sportolók, Edzők, Nézők és Résztvevők!

Nagy öröm és megtiszteltetés a Magyar Országos Korcsolyázó Szövetség számára, hogy immár nyolcadik alkalommal kerül megrendezésre a Budapest Cup nemzetközi szinkronkorcsolya verseny. Az esemény az elmúlt évek során nemcsak rangos sporteseményé, hanem a szinkronkorcsolya közösségének egyik meghatározó találkozó pontjává is vált.

Az idei eseményen 57 csapat érkezik 13 országból, hogy megmértesse magát és bemutassa felkészültségét, ebben a csodálatos, új székesfehérvári MET Arénában. Reméljük, hogy ez a modern és impozáns létesítmény méltó helyszíne a versenynek és maradandó élményt nyújt minden résztvevő és néző számára.

Ezúton is köszönjük a szervezők elkötelezett munkáját, akik évről évre elkötelezetten dolgoznak azon, hogy egy magas színvonalú, professzionálisan lebonyolított és emlékezetes esemény valósuljon meg.

Valamennyi csapatnak eredményes szereplést, kimagasló teljesítményt és sportszerű versenyzést kívánunk. Bízunk benne, hogy a Budapest Cup nemcsak a versengésről, hanem a szinkronkorcsolya közös ünnepéről is szól – hiszen az összetartozás, az egymásért vállalt felelősség és az erős csapatszellem teszi e sportágat igazán különlegessé.

Sok sikert, felejthetetlen pillanatokot és sportszerű versenyzést kívánunk mindenkinek!



Erika Kendelényi-Gulyás  
FS ID SY Sports Director

# COMPETITION

21–22 February 2026

## Categories

ISU Junior, ISU Senior – International Competition

Adult, Basic Novice, Juvenile, Mixed Age, Pre-Juvenile – Interclub Competition

13 countries | 57 teams | 7 categories

- ❖ Australia (2)
- ❖ Austria (7)
- ❖ Belgium (1)
- ❖ Canada (2)
- ❖ Croatia (2)
- ❖ Czech Republic (2)
- ❖ Germany (6)
- ❖ Hungary (24)
- ❖ Italy (1)
- ❖ Norway (1)
- ❖ Poland (4)
- ❖ Spain (3)
- ❖ Turkey (2)

## Venue – MET ARÉNA

Address: HU-8000 Székesfehérvár, Rozmaring utca 14.

Tel: +36 22 815 322 E-mail: [info@metarenaszekesfehervar.hu](mailto:info@metarenaszekesfehervar.hu)

[www.metarenaszekesfehervar.hu](http://www.metarenaszekesfehervar.hu)

## Organizing Committee

Marta Tóth  
Chief Organizer

Brigitta Tamási  
Financial Manager

Lilla Baksay  
Ceremonies Master

Beni Barna  
Registration Officer

Szabolcs Baksay  
Chair, Event Director

Kornél Takács  
Technical Manager

Veronika Barna  
Shuttle Controller

Anna Pálvicz  
Music Coordinator

Anna Mikó  
Competition Manager

Blanka Fiák  
Media Manager

Tünde Baksay  
Hospitality Manager

Prutkai Lea  
Official Photographer

## Organizer: ICY-EVENTS

Member of the Hungarian National Skating Federation

[hello@sysbudapestcup.com](mailto:hello@sysbudapestcup.com) | [www.sysbudapestcup.com](http://www.sysbudapestcup.com)



# OVERVIEW

📍 **Venue** | MET Aréna, Székesfehérvár, Rozmaring u 14, 8000

📅 **Registration** | 02/20 (Fri) 14:00-20:00 | 02/21 (Sat) 08:00-20:00 | 02/22 (Sun) 08:00-14:00

📢 **Communications** | Sportity – Event Password: BpCup2026  
Results, schedules will be posted near the registration area and in the judges' room.

📞 **Official WhatsApp Contact** | Budapest Cup Synchronized Skating (Official) | Primary contact channel during the event.

🎵 **Music & Practice** | During unofficial practice sessions, music can be played via Bluetooth (device name: UGREEN). Official practice music will be played twice. A maximum of 20 accredited skaters are allowed on the ice per practice session.

🗳️ **Draws** | 02/20, 19:00-20:00 At at ice rink in the big conference room. No draw for Junior & Senior free program – reverse order from the short program applies. Maximum 3 members per team may attend.

🔪 **Opening Ceremony** | 02/21, 15:00-15:30 🚫 No skaters on ice; all teams invited to attend.

🕒 **Official Practice Times** | Short Program Junior & Senior – 10 min; Free Skating Junior – 11 min Senior – 12 min; Adult, Juvenile, Pre-Juvenile, Basic Novice – 10 min; Mixed Age – 11 min; Music plays twice per practice depending on category.

🍽️ **Meals** | Served at the ice rink restaurant daily 12:00-21:00 (reserved tickets required). Preliminary meal schedule available after the draw.

🚌 **Bus parking** available around the venue,

🏥 **Medical Services** | 02/21-22 | A physician & a physical therapist available at the medical room.

🏆 **Award Ceremony** | 02/21 (Sat) 20:58-21:43 | 02/22 (Sun) 21:49-22:34 🏆🏆🏆

Top 3 teams honored with medals, national anthem & flag ceremony. Maximum 20 accredited skaters per team allowed on ice for awards.

⚠️ **Sportsmanship** | Avoid excessive noise, disruptions, or unsportsmanlike behavior.

🚫 No bullying will be tolerated.

## 👥 **Team Composition**

- Maximum 20 skaters/team allowed on ice (practice, competition, podium).
- Extra skaters must remain in audience sectors 1L, 1P.
- Only coach, assistant coach & alternates allowed near the ice barrier.



Livestream – 02/21



Tickets: [www.eventim.hu](http://www.eventim.hu)



Livestream – 02/22

Emergency numbers: 112 (EU-wide, also valid in Hungary) | 104 (Hungary)

2026

FEBRUÁR 21-22.

# BUDAPEST CUP

International Synchronized Skating Competition



A MAGYAR SZINKRONKORCSOLYA-VÁLOGATOTTA JÉGEN!

13ORSZÁG CSAPATAI, SZURKOLJU NK A MAGYAROKNAK!

#BudapestCup2025

jegyek: [www.SysBudapestCup.com](http://www.SysBudapestCup.com)

SZERVEZŐ: ICY-EVENTS



## TECHNICAL PANEL

### Technical Controllers

Eszter Vései, HUN, Int  
Jenniffer Betts, CAN, ISU

### Technical Specialists

Aleksandra Szymanek, POL, Int  
Tanya McGivern, AUS, Int

### Referees

Josip Cerovac, CRO, Int  
Ludwig Czoczek, GER, Int

### Judges

Dominic Fuhlbruegge, GER, Nat  
Dóra Horovitz, HUN, ISU  
Elizabeth Alexandre, AUS, ISU  
Marketa Horklova, CZE, ISU  
Natalia Szczesna, POL, Int  
Susan Morriss, CAN, ISU

### Data and Replay Operators

Gabriella Benő, HUN, Int  
Katarina Kelschova, SVK, Int  
Zoltán Jánosi, HUN, ISU

# TEAMS IN INTERNATIONAL COMPETITION

## ISU SENIOR (10)

- ❖ Team Berlin 1 (GER)
- ❖ Team Bosphorus (TUR)
- ❖ Team Colibris Vienna (AUS)
- ❖ Team Fusion (ESP)
- ❖ Team Ice On Fire (ITA)
- ❖ Team Ice Storm (AUS)
- ❖ Team Olympia (CZE)
- ❖ Team Passion (HUN)
- ❖ Team Red Sphinx Senior (BEL)
- ❖ Team Skating Graces (GER)

## ISU JUNIOR (13)

- ❖ Team Berlin (GER)
- ❖ Team Colibris Vienna (AUS)
- ❖ Team Gold Ice (CAN)
- ❖ Team Harmonia (CZE)
- ❖ Team Ice Dancing Flames (POL)
- ❖ Team Ice Ignite (CAN)
- ❖ Team Iceskateers Elite (AUS)
- ❖ Team Le Soleil (POL)
- ❖ Team Mirum (ESP)
- ❖ Team Passion (HUN)
- ❖ Team Pingvin (HUN)
- ❖ Team Sweet Mozart (AUS)
- ❖ Team Zagreb Snowflakes (CRO)

# TEAMS IN INTERCLUB COMPETITION

## BASIC NOVICE TEAMS (6)

- ❖ Team Colibris Vienna (AUS)
- ❖ Team Ice Stars (HUN)
- ❖ Team Passion (HUN)
- ❖ Team Pingvin (HUN)
- ❖ Team Sapphire (SPA)
- ❖ Team Sport Magic (HUN)

## PRE-JUVENILE TEAMS (8)

- ❖ Team Budaskate (HUN)
- ❖ Team Le Soleil (POL)
- ❖ Team Passion (HUN)
- ❖ Team Pingvin (HUN)
- ❖ Team Skating Graces (GER)
- ❖ Team Sport Magic (HUN)
- ❖ Team Zagreb Snowflakes (CRO)
- ❖ Team Zempléni Angyalok (HUN)

## ADULT TEAMS (5)

- ❖ Team Budaskate (HUN)
- ❖ Team Dancing Blades (HUN)
- ❖ Team Saxony Ice Pearls (GER)
- ❖ Team Still Shining (AUS)
- ❖ Team Thunder (HUN)

## JUVENILE TEAMS (6)

- ❖ Team Budaskate (HUN)
- ❖ Team DVTK Frostwork (HUN)
- ❖ Team Passion (HUN)
- ❖ Team Pingvin (HUN)
- ❖ Team Sport Magic (HUN)
- ❖ Team Sweet Mozart (AUS)

## MIXED AGE TEAMS (9)

- ❖ Team Bergen Umbrellas (NOR)
- ❖ Team Bosphorus (TUR)
- ❖ Team Budaskate (HUN)
- ❖ Team DVTK Frostwork (HUN)
- ❖ Team Ice Stars (HUN)
- ❖ Team Skadi (POL)
- ❖ Team Sport Magic (HUN)
- ❖ Team Sweet Mozart (AUS)
- ❖ Team Unit'Ice (GER)

# PROGRAM AND SCHEDULE

## Saturday, 21 February

OPENING CEREMONY 15.00-15.30

COMPETITION 15.40-20.58

AWARD CEREMONY 20.58-21.43

*(Adult, Basic Novice, Juvenile)*

- **Adult** 15.40-16.12
- **Basic Novice** 16.22-17.01
- **Juvenile** 17.11-17.50
- **Junior Short Program** 18.00-19.38
- **Senior Short Program** 19.48-20.58

## Sunday, 22 February

COMPETITION 15.54-21.49

AWARD CEREMONY 18.00-18.30

*(Pre-Juvenile)*

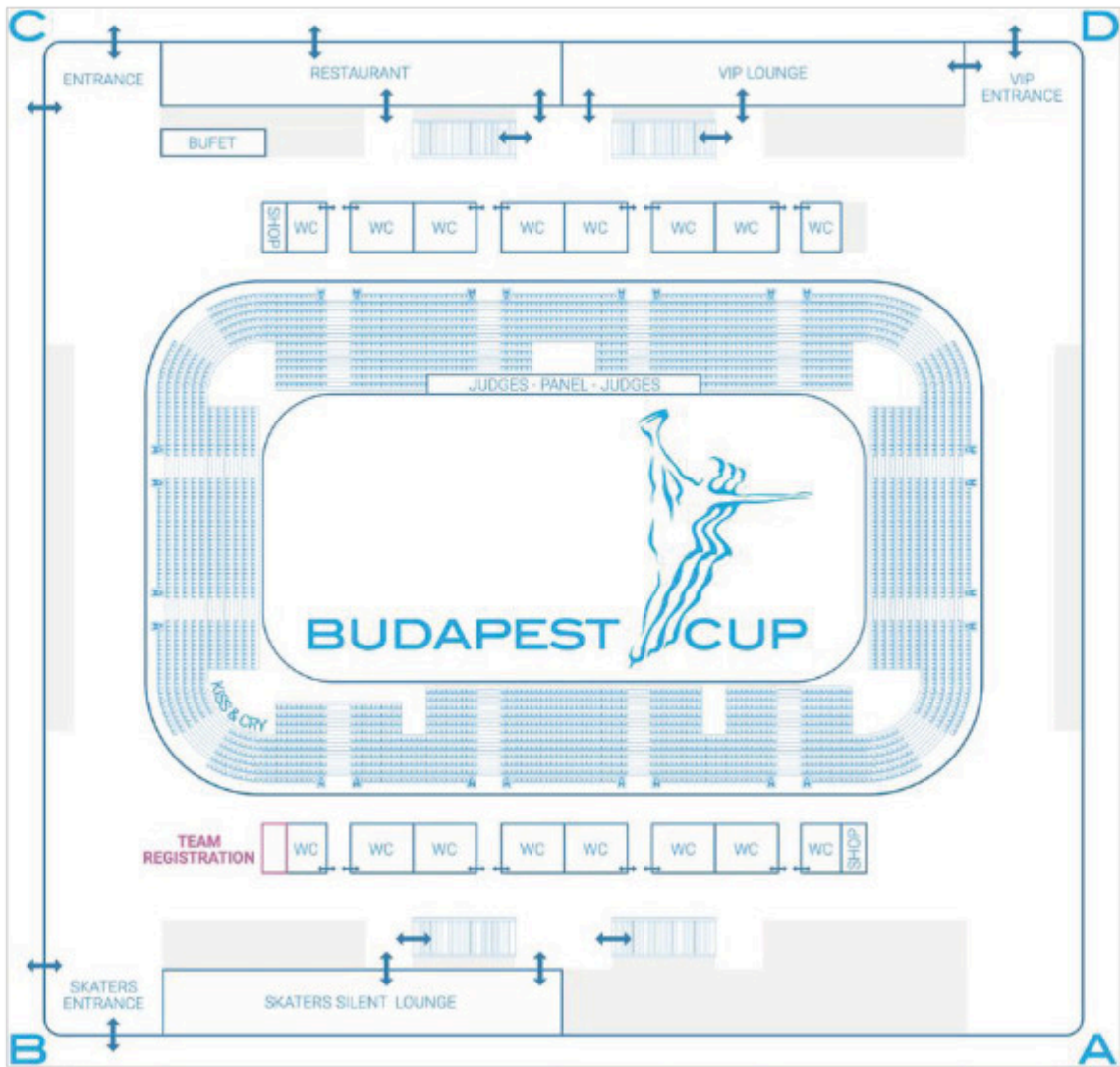
AWARD CEREMONY 21.49-22.34

*(Junior, Senior, Mixed Age)*

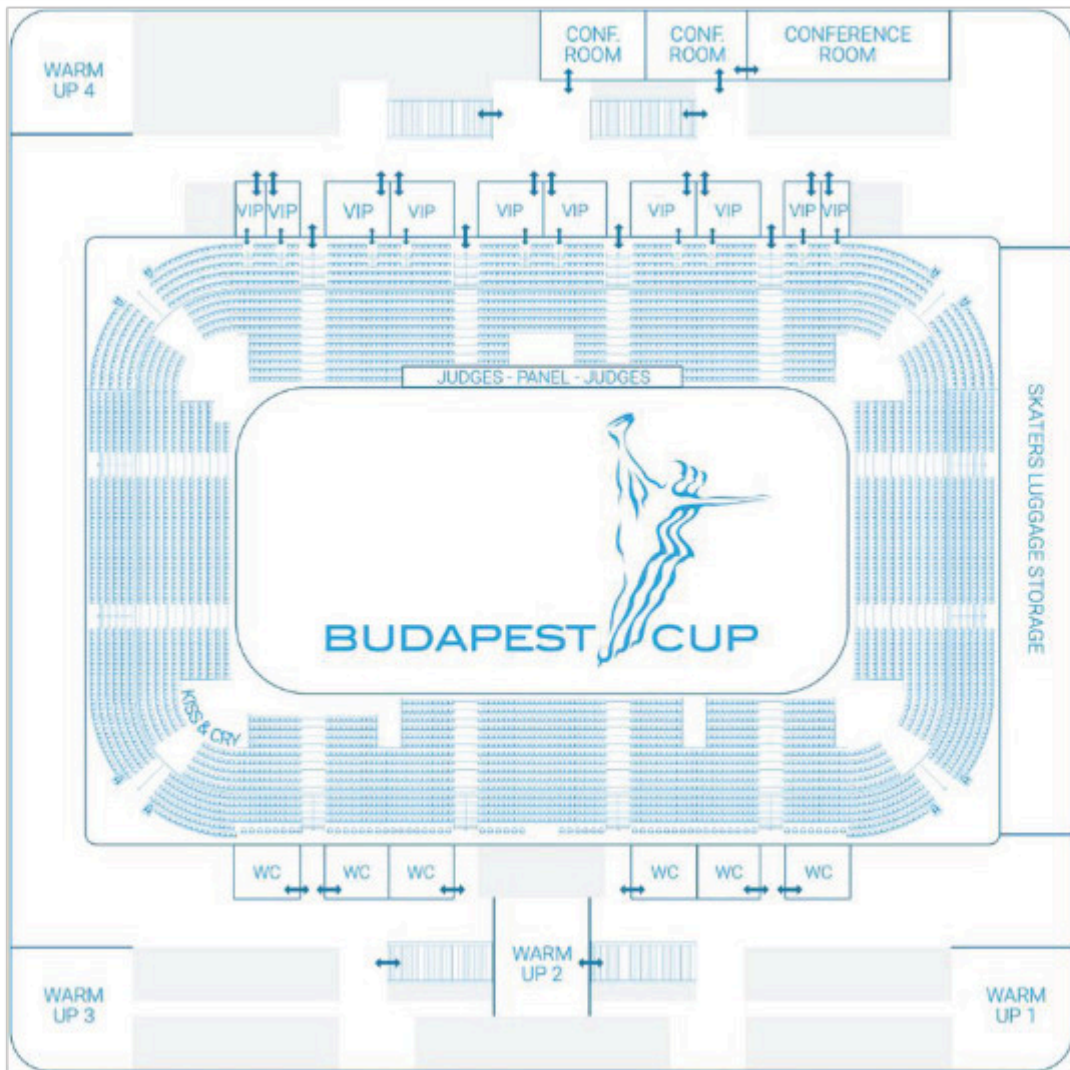
- **Pre-Juvenile** 15.52-16.50
- **Mixed Age** 17.00-18.13
- **Junior Free Program** 18.23-20.14
- **Senior Free Program** 20.24-21.49

When	What	Description	Where
<b>Friday 20/02/2026 17:00-18:00</b>	Meeting	Technical Panel Meetings Per Discipline	MET Aréna
18:00-19:00	Meeting	Initial Judge Meeting	MET Aréna
19:00-19:30	Draw	Draw for all category	MET Aréna
19:30-20:00	Meeting	Team Leaders Meeting	MET Aréna
20:45-22:45	Meeting	Officials Opening Dinner	Restaurant
<b>Saturday 21/02/2026 07:00-14:50</b>	Official Practice	Adult, Basic Novice, Juvenile, ISU Junior, ISU Senior	on ice
15:00-15:30	Ceremony	Opening Ceremony	on ice
15:40-20:58	Competition	Adult, Basic Novice, Juvenile, ISU Junior, ISU Senior	on ice
20:58-21:43	Ceremony	Award Ceremony	on ice
<b>Sunday 22/02/2026 07:00-15:42</b>	Official Practice	Mixed Age, Pre-Juvenile, ISU Junior, ISU Senior	on ice
15:42-15:52	Ceremony	Break and Ice Resurfacing	on ice
15:52-21:49	Competition	Pre-Juvenile, Mixed Age, ISU Junior, ISU Senior	on ice
18:00-18:30	Ceremony	Award Ceremony for Pre-Juvenile	off ice
21:49-22:34	Ceremony	Award Ceremony	on ice
22:00-23:00	Meeting	Round Table Discussion	MET Aréna
22:00-23:59	Meeting	Skaters Party	MET Aréna

# Ground Floor



# First Floor






# BUDAPEST CUP



# 2027

Are You Ready?



BUDAPEST CUP 2026






## RESULTS

## SYNCHRONIZED SKATING

Pl.	Name	Nation	Total Score	SP	FS
1	Team Berlin 1	GER	194.58	2	1
2	Team Ice on Fire	ITA	192.50	1	2
3	Team Olympia	CZE	157.14	4	3
4	Team Skating Graces	GER	154.39	5	4
5	Team Ice Storm	AUS	129.15	8	5
6	Team Colibris Vienna Senior	AUT	123.57	6	7
7	Team Fusion Elite 12	ESP	122.56	7	6
8	Team Bosphorus Senior	TUR	83.11	9	8
9	Team Red Sphinx Senior Elite 12	BEL	69.34	10	9
Withdrawn	Team Passion	HUN	59.81	3	WD

  
**Mr. Ludwig CZOCZEK, ISU**  
 Referee

  
**Ms. Jennifer BETTS, ISU**  
 Technical Controller

**Legend:**  
**SP** Short Program      **FS** Free Skating      **WD** Withdrawn      **Pl.** Place



BUDAPEST CUP 2026





## RESULTS

## JUNIOR SYNCHRONIZED SKATING

Pl.	Name	Nation	Total Score	SP	FS
1	Team Gold Ice Junior	CAN	176.49	1	1
2	Team Ice Ignite Junior	CAN	165.10	2	2
3	Team Le Soleil Junior	POL	141.64	3	3
4	Team Berlin Junior	GER	132.80	4	4
5	Team Passion Junior	HUN	123.59	7	5
6	Team Colibris Vienna Junior	AUT	121.04	5	6
7	Team Mirum Junior	ESP	113.22	6	9
8	Team Iceskateers Elite Junior	AUS	111.85	8	7
9	Team Harmonia Junior	CZE	109.08	9	8
10	Team Zagreb Snowflakes Junior	CRO	88.19	11	10
11	Team Ice Dancing Flames Junior	POL	86.21	10	11
12	Team Pingvin Junior	HUN	79.57	12	13
13	Team Sweet Mozart Junior	AUT	77.50	13	12

  
**Mr. Ludwig CZOCZEK, ISU**  
 Referee

  
**Ms. Eszter Katalin VESEI, ISU**  
 Technical Controller

**Legend:**  
**SP** Short Program      **FS** Free Skating      **Pl.** Place



BUDAPEST CUP 2026





**RESULTS**  
**ADULT**

Pl.	Name	Nation	Total Score	FS
1	Team tHUNder Adult	HUN	42.23	1
2	Team BudaSkate Adult	HUN	35.49	2
3	Team Saxony Ice Pearls Adult	GER	25.42	3
4	Team Dancing Blades Adult	HUN	13.19	4
5	Team Still Shining Adult	AUT	12.17	5

  
Mr. Josip CEROVAC, ISU  
Referee

  
Ms. Jennifer BETTS, ISU  
Technical Controller

**Legend:**

FS Free Skating

Pl. Place



BUDAPEST CUP 2026





**RESULTS**  
**MIXED AGE**

Pl.	Name	Nation	Total Score	FS
1	Team Frostwork DVTK Mixed Age	HUN	66.27	1
2	Team BudaSkate Mixed Age	HUN	55.78	2
3	Team Unit'ice Mixed Age	GER	54.08	3
4	Team Sweet Mozart Mixed Age	AUT	53.24	4
5	Team Magic Mixed Age	HUN	52.86	5
6	Team Skadi Mixed Age	POL	50.76	6
7	Team Ice Stars Mixed Age	HUN	48.87	7
8	Team Bergen Umbrellas Mixed Age	NOR	39.61	8
9	Team Bosphorus Mixed Age	TUR	29.65	9

**Mr. Josip CEROVAC, ISU**  
Referee

**Ms. Eszter Katalin VESEI, ISU**  
Technical Controller

**Legend:**

FS Free Skating

Pl. Place



BUDAPEST CUP 2026



**RESULTS**  
**BASIC NOVICE**

Pl.	Name	Nation	Total Score	FS
1	Team Passion Basic Novice	HUN	56.34	1
2	Team Magic Basic Novice	HUN	47.15	2
3	Team Ice Stars Basic Novice	HUN	43.00	3
4	Team Sapphire Basic Novice	ESP	40.45	4
5	Team Colibris Vienna Basic Novice	AUT	40.23	5
6	Team Pingvin Basic Novice	HUN	38.63	6



**Mr. Josip CEROVAC, ISU**  
Referee



**Ms. Jennifer BETTS, ISU**  
Technical Controller

**Legend:**  
FS Free Skating      Pl. Place




BUDAPEST CUP 2026





**RESULTS**  
**JUVENILE**

Pl.	Name	Nation	Total Score	FS
1	Team Passion Juvenile	HUN	51.32	1
2	Team Magic Juvenile	HUN	42.94	2
3	Team BudaSkate Juvenile	HUN	40.94	3
4	Team Frostwork DVTK Juvenile	HUN	38.61	4
5	Team Pingvin Juvenile	HUN	33.75	5
6	Team Sweet Mozart Juvenile	AUT	32.98	6

  
Mr. Josip CEROVAC, ISU  
Referee

  
Ms. Eszter Katalin VESEI, ISU  
Technical Controller

Legend:  
FS Free Skating Pl. Place



BUDAPEST CUP 2026





## RESULTS

## PRE-JUVENILE

Pl.	Name	Nation	Total Score	FS
1	Team Zempléni Angyalok Pre-Juvenile	HUN	33.36	1
2	Team Le Soleil A Pre-Juvenile	POL	32.56	2
3	Team Passion Pre-Juvenile	HUN	29.84	3
4	Team Skating Graces Pre-Juvenile	GER	25.89	4
5	Team Pingvin Pre-Juvenile	HUN	25.04	5
6	Team BudaSkate Pre-Juvenile	HUN	23.36	6
7	Team Zagreb Snowflakes Pre-Juvenile	CRO	22.18	7
8	Team Magic Pre-Juvenile	HUN	20.85	8

*Mr. Josip CEROVAC*  
**Mr. Josip CEROVAC, ISU**  
 Referee

*Ms. Eszter Katalin VESEI*  
**Ms. Eszter Katalin VESEI, ISU**  
 Technical Controller

## Legend:

FS Free Skating

Pl. Place



## SYNCHRONIZED SKATING

MET Aréna	21 FEB 2026	19:48	Short Program
	22 FEB 2026	20:24	Free Skating

Size of Skating Arena:	30m*60m
Ice Conditions:	very good
Number of Entries:	10
Number of Participants:	10

Entry Withdrawn:
------------------

<b>Short Program</b>			
Duration:	2:50 +/- 10 seconds		
Segment Factor:	1.00		
Program Component Factors:	Composition		1.33
	Presentation		1.33
	Skating Skills		1.33

<b>Free Skating</b>			
Duration:	4:00 +/- 10 seconds		
Segment Factor:	1.00		
Program Component Factors:	Composition		2.67
	Presentation		2.67
	Skating Skills		2.67



PANEL OF JUDGES  
SYNCHRONIZED SKATING SHORT PROGRAM

Officials

Technical Controller	Ms. Jennifer BETTS	ISU
Technical Specialist	Ms. Tanya McGIVERN	ISU
Technical Specialist	Ms. Aleksandra SZYMANEK	ISU

Judges

Referee	Mr. Ludwig CZOCZEK	ISU
Judge No. 1	Ms. Marketa HORKLOVA	CZE
Judge No. 2	Ms. Natalia SZCZESNA	POL
Judge No. 3	Ms. Dora HOROVITZ	HUN
Judge No. 4	Ms. Susan MORRISS	CAN
Judge No. 5	Ms. Elizabeth ALEXANDRE	AUS

Data/Replay Operator

Data Operator	Ms. Katarina KELSCHOVA	ISU
Replay Operator	Ms. Gabriella BENO	ISU

**STARTING ORDER****SYNCHRONIZED SKATING SHORT PROGRAM**

Starting Number	Name	Nation
1	Team Colibris Vienna Senior	AUT
2	Team Passion	HUN
3	Team Bosphorus Senior	TUR
4	Team Ice on Fire	ITA
5	Team Skating Graces	GER
6	Team Olympia	CZE
7	Team Ice Storm	AUS
8	Team Red Sphinx Senior Elite 12	BEL
9	Team Fusion Elite 12	ESP
10	Team Berlin 1	GER



## JUDGES DETAILS PER SKATER

### SYNCHRONIZED SKATING SHORT PROGRAM

Rank	Name	Nation	Starting Number	Total Segment Score	Total Element Score	Total Program Component Score (factored)	Total Deductions								
1	Team Ice on Fire	ITA	4	69.00	37.30	31.70	0.00								
#	Executed Elements	Info	Base Value	GOE	J1	J2	J3	J4	J5	J6	J7	J8	J9	Ref.	Scores of Panel
1	NHEB+s3		4.00	1.20	3	3	3	3	3						5.20
2	SySp4		7.00	1.87	3	3	2	2	3						8.87
3	ME3		6.00	1.40	3	3	2	2	2						7.40
4	I4+pi4		7.50	2.00	2	3	3	2	3						9.50
5	TrE4		5.00	1.33	3	2	2	3	4						6.33
			29.50												37.30
Program Components				Factor											
Composition				1.33	8.00	8.25	8.25	7.50	8.00						8.08
Presentation				1.33	8.25	8.50	8.00	7.50	7.75						8.00
Skating Skills				1.33	7.75	8.00	7.75	7.75	7.50						7.75
Judges Total Program Component Score (factored)															31.70
Deductions:															0.00

Rank	Name	Nation	Starting Number	Total Segment Score	Total Element Score	Total Program Component Score (factored)	Total Deductions								
2	Team Berlin 1	GER	10	66.44	36.29	30.15	0.00								
#	Executed Elements	Info	Base Value	GOE	J1	J2	J3	J4	J5	J6	J7	J8	J9	Ref.	Scores of Panel
1	TrE4		5.00	1.33	3	3	3	2	2						6.33
2	I4+pi4		7.50	1.50	2	2	2	2	2						9.00
3	NHEB+s3		4.00	0.93	3	2	2	3	2						4.93
4	SySp4		7.00	1.63	3	2	2	3	2						8.63
5	ME3		6.00	1.40	3	3	2	2	2						7.40
			29.50												36.29
Program Components				Factor											
Composition				1.33	7.75	8.75	7.75	7.50	7.00						7.67
Presentation				1.33	7.75	8.25	8.00	7.25	7.00						7.67
Skating Skills				1.33	7.50	8.00	7.50	7.00	7.00						7.33
Judges Total Program Component Score (factored)															30.15
Deductions:															0.00

Rank	Name	Nation	Starting Number	Total Segment Score	Total Element Score	Total Program Component Score (factored)	Total Deductions								
3	Team Passion	HUN	2	59.81	31.76	28.05	0.00								
#	Executed Elements	Info	Base Value	GOE	J1	J2	J3	J4	J5	J6	J7	J8	J9	Ref.	Scores of Panel
1	SySp4		7.00	0.93	1	1	2	1	2						7.93
2	ME3		6.00	1.20	2	2	2	2	2						7.20
3	NHEB+s3		4.00	0.80	2	1	2	2	3						4.80
4	I4+pi3		7.00	-1.17	-2	-1	-1	-2	-2						5.83
5	TrE4		5.00	1.00	2	2	2	1	2						6.00
			29.00												31.76
Program Components				Factor											
Composition				1.33	7.25	6.75	7.50	6.75	7.50						7.17
Presentation				1.33	7.00	6.75	7.25	6.50	7.25						7.00
Skating Skills				1.33	7.00	6.50	7.50	6.75	7.00						6.92
Judges Total Program Component Score (factored)															28.05
Deductions:															0.00



## JUDGES DETAILS PER SKATER

### SYNCHRONIZED SKATING SHORT PROGRAM

Rank	Name	Nation	Starting Number	Total Segment Score	Total Element Score	Total Program Component Score (factored)	Total Deductions									
4	Team Olympia	CZE	6	52.46	29.41	26.05	-3.00									
#	Executed Elements	Info	Base Value	GOE	J1	J2	J3	J4	J5	J6	J7	J8	J9	Ref.	Scores of Panel	
1	TrE4		5.00	0.67	2	2	1	1	1						5.67	
2	I2+pi3+d4	F	5.75	-0.77	-1	-1	-1	-3	-2						4.98	
3	SySp4		7.00	0.23	1	-1	1	0	0						7.23	
4	NHEB+s3		4.00	0.53	2	2	1	0	1						4.53	
5	ME3		6.00	1.00	3	2	2	1	1						7.00	
			27.75												29.41	
Program Components				Factor												
Composition				1.33	7.00	7.25	7.00	6.00	6.00							6.67
Presentation				1.33	6.75	7.00	7.00	6.00	6.25							6.67
Skating Skills				1.33	6.50	6.00	6.50	6.25	5.75							6.25
Judges Total Program Component Score (factored)																26.05
Deductions: Illegal element				-2.00	Falls				-1.00	(1)						-3.00

Rank	Name	Nation	Starting Number	Total Segment Score	Total Element Score	Total Program Component Score (factored)	Total Deductions									
5	Team Skating Graces	GER	5	50.07	27.03	23.04	0.00									
#	Executed Elements	Info	Base Value	GOE	J1	J2	J3	J4	J5	J6	J7	J8	J9	Ref.	Scores of Panel	
1	ME3		6.00	1.00	2	2	2	1	1						7.00	
2	TrE4		5.00	0.50	1	2	1	1	0						5.50	
3	I3+pi3		6.75	0.23	1	2	1	-1	-2						6.98	
4	NHEB+s1		0.75	0.03	1	0	1	0	-1						0.78	
5	SySp4		7.00	-0.23	1	0	0	-1	-2						6.77	
			25.50												27.03	
Program Components				Factor												
Composition				1.33	6.00	6.00	6.25	5.75	4.75							5.92
Presentation				1.33	6.25	5.50	6.50	5.75	4.75							5.83
Skating Skills				1.33	5.75	4.75	6.00	6.25	5.00							5.58
Judges Total Program Component Score (factored)																23.04
Deductions:																0.00

Rank	Name	Nation	Starting Number	Total Segment Score	Total Element Score	Total Program Component Score (factored)	Total Deductions									
6	Team Colibris Vienna Senior	AUT	1	44.59	25.75	19.84	-1.00									
#	Executed Elements	Info	Base Value	GOE	J1	J2	J3	J4	J5	J6	J7	J8	J9	Ref.	Scores of Panel	
1	SySp4		7.00	-0.93	-1	-2	1	-1	-2						6.07	
2	TrE4		5.00	0.50	1	2	0	1	1						5.50	
3	I3+pi2		6.00	0.60	1	1	0	1	2						6.60	
4	NHEB+s1		0.75	0.03	0	-2	1	0	1						0.78	
5	ME3		6.00	0.80	2	1	1	1	2						6.80	
			24.75												25.75	
Program Components				Factor												
Composition				1.33	5.25	5.25	5.00	4.75	6.00							5.17
Presentation				1.33	5.00	5.00	4.75	4.75	6.25							4.92
Skating Skills				1.33	4.75	4.50	4.75	5.00	6.25							4.83
Judges Total Program Component Score (factored)																19.84
Deductions: Falls				-1.00	(1)											-1.00



## JUDGES DETAILS PER SKATER

### SYNCHRONIZED SKATING SHORT PROGRAM

Rank	Name	Nation	Starting Number	Total Segment Score	Total Element Score	Total Program Component Score (factored)	Total Deductions								
7	Team Fusion Elite 12	ESP	9	42.23	21.17	21.06	0.00								
#	Executed Elements	Info	Base Value	GOE	J1	J2	J3	J4	J5	J6	J7	J8	J9	Ref.	Scores of Panel
1	SySp3		6.00	-0.20	-1	0	0	-1	0						5.80
2	NHE		0.00	0.00	-	-	-	-	-						0.00
3	I2+pi2		4.75	0.32	1	0	1	-1	1						5.07
4	ME2		4.50	0.30	1	1	1	0	0						4.80
5	TrE4		5.00	0.50	0	2	1	0	2						5.50
			20.25												21.17
Program Components				Factor											
Composition				1.33	4.50	6.00	5.50	4.50	6.25						5.33
Presentation				1.33	4.75	5.50	5.75	5.00	6.00						5.42
Skating Skills				1.33	4.50	5.00	5.75	4.50	6.00						5.08
Judges Total Program Component Score (factored)															21.06
Deductions:														0.00	

Rank	Name	Nation	Starting Number	Total Segment Score	Total Element Score	Total Program Component Score (factored)	Total Deductions								
8	Team Ice Storm	AUS	7	40.39	20.66	19.73	0.00								
#	Executed Elements	Info	Base Value	GOE	J1	J2	J3	J4	J5	J6	J7	J8	J9	Ref.	Scores of Panel
1	ME2		4.50	0.45	1	1	1	1	1						4.95
2	NHEB+s1		0.75	0.03	0	-2	1	1	0						0.78
3	SySp3		6.00	-1.20	-2	-3	0	-2	-2						4.80
4	I3+pi2		6.00	0.00	0	0	0	0	0						6.00
5	TrE3		4.00	0.13	1	1	0	0	0						4.13
			21.25												20.66
Program Components				Factor											
Composition				1.33	5.00	5.00	5.50	5.00	4.75						5.00
Presentation				1.33	4.75	4.75	5.50	5.25	4.50						4.92
Skating Skills				1.33	4.50	5.00	5.25	5.25	4.25						4.92
Judges Total Program Component Score (factored)															19.73
Deductions:														0.00	

Rank	Name	Nation	Starting Number	Total Segment Score	Total Element Score	Total Program Component Score (factored)	Total Deductions								
9	Team Bosphorus Senior	TUR	3	29.13	15.94	13.19	0.00								
#	Executed Elements	Info	Base Value	GOE	J1	J2	J3	J4	J5	J6	J7	J8	J9	Ref.	Scores of Panel
1	ME2		4.50	-0.30	-1	0	0	-1	-2						4.20
2	SySp4		7.00	-0.93	-2	0	0	-2	-3						6.07
3	TrE2		3.00	-0.50	-2	-1	-1	-2	-2						2.50
4	NHEB+s1		0.75	-0.18	-2	-2	-2	-3	-3						0.57
5	I2+pi1		3.25	-0.65	-2	-2	-3	-2	-2						2.60
			18.50												15.94
Program Components				Factor											
Composition				1.33	3.75	3.25	4.00	3.25	2.50						3.42
Presentation				1.33	3.50	3.25	3.75	3.00	2.50						3.25
Skating Skills				1.33	3.50	3.00	3.75	3.25	2.75						3.25
Judges Total Program Component Score (factored)															13.19
Deductions:														0.00	



## JUDGES DETAILS PER SKATER

### SYNCHRONIZED SKATING SHORT PROGRAM

Rank	Name	Nation	Starting Number	Total Segment Score	Total Element Score	Total Program Component Score (factored)	Total Deductions								
10	Team Red Sphinx Senior Elite 12	BEL	8	24.72	12.31	14.41	-2.00								
#	Executed Elements	Info	Base Value	GOE	J1	J2	J3	J4	J5	J6	J7	J8	J9	Ref.	Scores of Panel
1	ME1		3.00	-0.70	-2	-3	-2	-3	-1						2.30
2	I2+pi1		3.25	-0.54	-1	-1	-2	-2	-3						2.71
3	SySp3		6.00	-1.00	-2	-2	0	-3	-1						5.00
4	TrE2	!	3.00	-0.70	-2	-2	-2	-3	-3						2.30
5	NHE	F	0.00	0.00	-	-	-	-	-						0.00
			15.25												12.31
Program Components			Factor												
	Composition		1.33	3.75	4.25	4.00	3.25	3.50							3.75
	Presentation		1.33	3.75	4.00	3.75	3.25	3.25							3.58
	Skating Skills		1.33	3.50	3.75	3.50	3.50	3.50							3.50
Judges Total Program Component Score (factored)			14.41												
Deductions: Falls			-2.00 (2)												
			-2.00												

Legend:							
#	Sequence number	GOE	Grade of Execution	Jx	Judges (x=1-9)	Ref.	Referee
!	At the same time	F	Fall				



## PANEL OF JUDGES

## SYNCHRONIZED SKATING FREE SKATING

## Officials

Technical Controller	Ms. Jennifer BETTS	ISU
Technical Specialist	Ms. Tanya McGIVERN	ISU
Technical Specialist	Ms. Aleksandra SZYMANEK	ISU

## Judges

Referee	Mr. Ludwig CZOCZEK	ISU
Judge No. 1	Ms. Marketa HORKLOVA	CZE
Judge No. 2	Ms. Natalia SZCZESNA	POL
Judge No. 3	Ms. Dora HOROVITZ	HUN
Judge No. 4	Ms. Susan MORRISS	CAN
Judge No. 5	Ms. Elizabeth ALEXANDRE	AUS

## Data/Replay Operator

Data Operator	Ms. Katarina KELSCHOVA	ISU
Replay Operator	Ms. Gabriella BENO	ISU



## STARTING ORDER

## SYNCHRONIZED SKATING FREE SKATING

Starting Number	Name	Nation	Current	
			Rank	Points
1	Team Red Sphinx Senior Elite 12	BEL	10	24.72
2	Team Bosphorus Senior	TUR	9	29.13
3	Team Ice Storm	AUS	8	40.39
4	Team Fusion Elite 12	ESP	7	42.23
5	Team Colibris Vienna Senior	AUT	6	44.59
6	Team Skating Graces	GER	5	50.07
7	Team Olympia	CZE	4	52.46
WD	Team Passion	HUN	3	59.81
9	Team Berlin 1	GER	2	66.44
10	Team Ice on Fire	ITA	1	69.00

## Legend:

WD Withdrawn



## JUDGES DETAILS PER SKATER

### SYNCHRONIZED SKATING FREE SKATING

Rank	Name	Nation	Starting Number	Total Segment Score	Total Element Score	Total Program Component Score (factored)	Total Deductions									
1	Team Berlin 1	GER	9	128.14	66.39	62.75	-1.00									
#	Executed Elements	Info	Base Value	GOE	J1	J2	J3	J4	J5	J6	J7	J8	J9	Ref.	Scores of Panel	
1	GL4		8.00	2.13	3	4	3	1	2						10.13	
2	PB3		5.50	1.10	2	3	2	2	2						6.60	
3	I4+pi4		7.50	2.00	2	3	3	2	3						9.50	
4	CrL1		4.00	1.47	4	4	4	3	3						5.47	
5	TwE4		7.00	1.63	3	2	2	2	3						8.63	
6	ME3		6.00	0.80	3	0	0	2	2						6.80	
7	Pa4		7.00	2.33	3	4	4	1	3						9.33	
8	NHE4+sB	F	5.00	0.00	0	0	0	-1	0						5.00	
9	CrL1		4.00	0.93	3	1	2	3	2						4.93	
			54.00												66.39	
Program Components				Factor												
Composition				2.67	8.00	8.50	8.50	7.50	7.50							8.00
Presentation				2.67	7.75	8.00	8.00	7.75	7.50							7.83
Skating Skills				2.67	7.75	7.75	8.00	7.50	7.25							7.67
Judges Total Program Component Score (factored)															62.75	
Deductions: Falls				-1.00 (1)											-1.00	
Rank	Name	Nation	Starting Number	Total Segment Score	Total Element Score	Total Program Component Score (factored)	Total Deductions									
2	Team Ice on Fire	ITA	10	123.50	62.76	62.74	-2.00									
#	Executed Elements	Info	Base Value	GOE	J1	J2	J3	J4	J5	J6	J7	J8	J9	Ref.	Scores of Panel	
1	CrL1		4.00	1.47	4	3	4	3	4						5.47	
2	PB3	F	5.50	-0.55	-1	-1	-2	-1	-1						4.95	
3	GL4		8.00	1.87	3	2	3	2	2						9.87	
4	CrL1		4.00	1.20	3	3	3	3	2						5.20	
5	ME3		6.00	1.60	3	3	3	2	2						7.60	
6	TwE4		7.00	1.87	3	3	3	2	2						8.87	
7	Pa3		6.00	1.80	3	2	3	3	3						7.80	
8	NHE4+sB		5.00	1.50	4	3	3	3	3						6.50	
9	I4+pi4	F	7.50	-1.00	-1	-1	-2	-2	0						6.50	
			53.00												62.76	
Program Components				Factor												
Composition				2.67	8.25	8.00	8.50	8.00	8.00							8.08
Presentation				2.67	7.75	7.50	7.75	7.50	7.75							7.67
Skating Skills				2.67	7.75	7.75	8.00	7.75	7.75							7.75
Judges Total Program Component Score (factored)															62.74	
Deductions: Falls				-2.00 (2)											-2.00	



JUDGES DETAILS PER SKATER  
SYNCHRONIZED SKATING FREE SKATING

Rank	Name	Nation	Starting Number	Total Segment Score	Total Element Score	Total Program Component Score (factored)	Total Deductions								
3	Team Olympia	CZE	7	104.68	53.73	52.95	-2.00								
#	Executed Elements	Info	Base Value	GOE	J1	J2	J3	J4	J5	J6	J7	J8	J9	Ref.	Scores of Panel
1	TwE4		7.00	0.47	1	-2	2	-1	2						7.47
2	GL4		8.00	0.80	2	0	2	0	1						8.80
3	Cr1		4.00	0.67	2	2	2	1	1						4.67
4	Pa3	F	6.00	-0.40	-1	0	-1	-2	0						5.60
5	I2+pi3		5.75	0.58	1	1	1	1	2						6.33
6	PB1		3.50	0.00	0	0	0	-1	0						3.50
7	ME3		6.00	1.00	2	0	2	1	2						7.00
8	CrL1		4.00	0.53	2	1	2	1	1						4.53
9	NHE4+sB		5.00	0.83	2	2	2	1	1						5.83
			49.25												53.73
Program Components				Factor											
Composition				2.67	7.00	6.50	7.00	6.25	6.75					6.75	
Presentation				2.67	6.75	6.50	7.00	6.50	6.50					6.58	
Skating Skills				2.67	6.50	6.00	6.50	6.50	6.50					6.50	
Judges Total Program Component Score (factored)													52.95		
Deductions:			Falls	-1.00	(1)	Costume failure							-1.00		
													-2.00		

Rank	Name	Nation	Starting Number	Total Segment Score	Total Element Score	Total Program Component Score (factored)	Total Deductions								
4	Team Skating Graces	GER	6	104.32	54.02	50.30	0.00								
#	Executed Elements	Info	Base Value	GOE	J1	J2	J3	J4	J5	J6	J7	J8	J9	Ref.	Scores of Panel
1	CrL1		4.00	1.07	2	3	3	1	3						5.07
2	Cr1		4.00	0.80	2	3	2	2	1						4.80
3	PB2		4.50	-0.15	0	0	0	-1	-1						4.35
4	TwE4		7.00	0.93	0	2	1	1	2						7.93
5	Pa3		6.00	1.20	2	3	2	1	2						7.20
6	I2+pi2		4.75	0.64	1	1	2	2	1						5.39
7	NHE4+sB		5.00	0.50	1	1	0	1	1						5.50
8	GL3<	<	6.75	0.23	0	1	2	0	-1						6.98
9	ME3		6.00	0.80	1	2	1	1	2						6.80
			48.00												54.02
Program Components				Factor											
Composition				2.67	6.00	7.00	6.50	5.75	6.75					6.42	
Presentation				2.67	6.00	7.00	6.50	6.25	6.50					6.42	
Skating Skills				2.67	5.75	6.00	6.00	6.00	6.50					6.00	
Judges Total Program Component Score (factored)													50.30		
Deductions:												0.00			
													0.00		



JUDGES DETAILS PER SKATER  
SYNCHRONIZED SKATING FREE SKATING

Rank	Name	Nation	Starting Number	Total Segment Score	Total Element Score	Total Program Component Score (factored)	Total Deductions								
5	Team Ice Storm	AUS	3	88.76	49.80	38.96	0.00								
#	Executed Elements	Info	Base Value	GOE	J1	J2	J3	J4	J5	J6	J7	J8	J9	Ref.	Scores of Panel
1	I3+pi3		6.75	0.00	1	0	0	0	0						6.75
2	PB2		4.50	0.15	0	2	1	0	0						4.65
3	GL4		8.00	0.53	1	2	1	0	-1						8.53
4	CrL1		4.00	0.00	1	0	0	-1	0						4.00
5	TwE3		6.00	0.00	0	0	1	-1	0						6.00
6	Pa3		6.00	0.00	0	0	0	0	-2						6.00
7	NHE3+sB		3.00	0.00	1	0	0	0	0						3.00
8	ME3		6.00	0.60	1	1	1	1	0						6.60
9	CrL1		4.00	0.27	1	1	1	0	-1						4.27
			48.25												49.80
Program Components				Factor											
Composition				2.67	5.25	4.75	5.50	4.50	4.75					4.92	
Presentation				2.67	5.50	4.50	5.50	4.25	4.75					4.92	
Skating Skills				2.67	5.00	4.50	5.50	4.50	4.75					4.75	
Judges Total Program Component Score (factored)															38.96
Deductions:														0.00	

Rank	Name	Nation	Starting Number	Total Segment Score	Total Element Score	Total Program Component Score (factored)	Total Deductions								
6	Team Fusion Elite 12	ESP	4	80.33	40.95	39.38	0.00								
#	Executed Elements	Info	Base Value	GOE	J1	J2	J3	J4	J5	J6	J7	J8	J9	Ref.	Scores of Panel
1	GL2<	<	4.75	0.32	1	2	1	-1	0						5.07
2	TwE2		4.50	-0.15	-1	0	1	-2	0						4.35
3	CrL1		4.00	0.13	0	0	1	0	1						4.13
4	Pa2		4.50	-0.15	0	0	0	-1	-1						4.35
5	ME2		4.50	-0.30	0	1	-1	-2	-1						4.20
6	I3+pi3		6.75	0.23	0	1	1	-1	0						6.98
7	PB2		4.50	0.30	0	1	1	0	1						4.80
8	NHE3+sB		3.00	-0.20	-1	-2	1	-1	0						2.80
9	CrL1		4.00	0.27	0	1	1	0	1						4.27
			40.50												40.95
Program Components				Factor											
Composition				2.67	4.75	5.00	5.50	4.75	5.25					5.00	
Presentation				2.67	4.75	5.00	5.75	5.00	5.00					5.00	
Skating Skills				2.67	4.50	4.50	5.25	4.75	5.00					4.75	
Judges Total Program Component Score (factored)															39.38
Deductions:														0.00	



## JUDGES DETAILS PER SKATER

### SYNCHRONIZED SKATING FREE SKATING

Rank	Name	Nation	Starting Number	Total Segment Score	Total Element Score	Total Program Component Score (factored)	Total Deductions									
7	Team Colibris Vienna Senior	AUT	5	78.98	39.35	41.63	-2.00									
#	Executed Elements	Info	Base Value	GOE	J1	J2	J3	J4	J5	J6	J7	J8	J9	Ref.	Scores of Panel	
1	CrL1		4.00	0.27	1	1	1	0	0						4.27	
2	I3+pi2	Fx	6.00	-3.00	-5	-5	-5	-5	-4						3.00	
3	Pa2		4.50	0.30	0	2	2	-1	0						4.80	
4	PB2		4.50	0.00	0	-1	0	0	0						4.50	
5	NHE3+sB		3.00	-0.10	-1	-1	1	0	0						2.90	
6	TwE2		4.50	-0.15	-1	0	1	-1	0						4.35	
7	GL2		5.00	0.33	0	2	2	0	-1						5.33	
8	ME3		6.00	-0.20	0	-1	0	-1	1						5.80	
9	CrL1		4.00	0.40	0	2	1	1	1						4.40	
			41.50												39.35	
Program Components				Factor												
Composition				2.67	5.25	6.00	6.00	4.75	5.25							5.50
Presentation				2.67	4.75	5.00	5.75	5.00	5.50							5.17
Skating Skills				2.67	4.75	4.50	5.75	5.00	5.00							4.92
Judges Total Program Component Score (factored)															41.63	
Deductions: Falls				-2.00 (2)											-2.00	

Rank	Name	Nation	Starting Number	Total Segment Score	Total Element Score	Total Program Component Score (factored)	Total Deductions									
8	Team Bosphorus Senior	TUR	2	53.98	26.82	27.16	0.00									
#	Executed Elements	Info	Base Value	GOE	J1	J2	J3	J4	J5	J6	J7	J8	J9	Ref.	Scores of Panel	
1	I2+pi1		3.25	-0.54	-1	-2	-1	-2	-2						2.71	
2	GL2		5.00	-1.00	-2	-1	-2	-2	-3						4.00	
3	Pa1		3.50	-0.58	-2	0	-1	-2	-2						2.92	
4	ME2		4.50	-0.90	-1	-2	-2	-3	-2						3.60	
5	CrL1		4.00	-0.40	-1	1	-1	-1	-3						3.60	
6	PB1		3.50	-0.58	-2	0	-1	-2	-2						2.92	
7	NHE3+sB		3.00	-0.50	-2	-1	-1	-2	-2						2.50	
8	TwEB		1.50	-0.40	-3	-2	-3	-2	-3						1.10	
9	CrL1		4.00	-0.53	-1	0	-1	-2	-2						3.47	
			32.25												26.82	
Program Components				Factor												
Composition				2.67	3.25	3.50	4.00	3.50	3.00							3.42
Presentation				2.67	3.25	3.50	3.75	3.75	2.75							3.50
Skating Skills				2.67	3.00	3.25	3.50	3.50	2.75							3.25
Judges Total Program Component Score (factored)															27.16	
Deductions:															0.00	



JUDGES DETAILS PER SKATER  
SYNCHRONIZED SKATING FREE SKATING

Rank	Name	Nation	Starting Number	Total Segment Score	Total Element Score	Total Program Component Score (factored)	Total Deductions								
9	Team Red Sphinx Senior Elite 12	BEL	1	44.62	18.68	26.94	-1.00								
#	Executed Elements	Info	Base Value	GOE	J1	J2	J3	J4	J5	J6	J7	J8	J9	Ref.	Scores of Panel
1	GL1		4.00	-1.20	-3	-4	-2	-2	-4						2.80
2	I2+piB		2.75	-0.55	-2	-1	-3	-2	-2						2.20
3	PaB		1.50	-0.20	-1	-1	-1	-2	-2						1.30
4	ME1	F	3.00	-0.90	-4	-3	-2	-3	-3						2.10
5	NHE2+sB		1.75	-0.47	-2	-3	-2	-3	-3						1.28
6	TwEB		1.50	-0.50	-3	-4	-3	-4	-3						1.00
7	CrL1		4.00	-0.53	-2	0	0	-2	-4						3.47
8	PBB		1.50	-0.30	-1	-2	-2	-2	-3						1.20
9	CrI1		4.00	-0.67	-1	-1	-2	-2	-3						3.33
			24.00												18.68
Program Components				Factor											
	Composition			2.67	3.50	4.00	4.25	3.50	3.00						3.67
	Presentation			2.67	3.00	3.00	3.75	3.50	2.75						3.17
	Skating Skills			2.67	3.25	3.25	4.00	3.25	2.50						3.25
Judges Total Program Component Score (factored)															26.94
Deductions:			Falls	-1.00 (1)											-1.00

Legend:							
#	Sequence number	GOE	Grade of Execution	Jx	Judges (x=1-9)	Ref.	Referee
<	Position, Edge, Timing errors	F	Fall	Fx	Fall > 1		



## RESULTS

## SYNCHRONIZED SKATING

Pl.	Name	Nation	Total Score	SP	FS
1	Team Berlin 1	GER	194.58	2	1
2	Team Ice on Fire	ITA	192.50	1	2
3	Team Olympia	CZE	157.14	4	3
4	Team Skating Graces	GER	154.39	5	4
5	Team Ice Storm	AUS	129.15	8	5
6	Team Colibris Vienna Senior	AUT	123.57	6	7
7	Team Fusion Elite 12	ESP	122.56	7	6
8	Team Bosphorus Senior	TUR	83.11	9	8
9	Team Red Sphinx Senior Elite 12	BEL	69.34	10	9
Withdrawn	Team Passion	HUN	59.81	3	WD

Mr. Ludwig CZOCZEK, ISU  
Referee

Ms. Jennifer BETTS, ISU  
Technical Controller

## Legend:

SP Short Program

FS Free Skating

WD Withdrawn

Pl. Place



## JUNIOR SYNCHRONIZED SKATING

MET Aréna	21 FEB 2026	18:00	Short Program
	22 FEB 2026	18:23	Free Skating

Size of Skating Arena:	30m*60m
Ice Conditions:	very good
Number of Entries:	13
Number of Participants:	13

Entry Withdrawn:
------------------

<b>Short Program</b>			
Duration:	2:50 +/- 10 seconds		
Segment Factor:	1.00		
Program Component Factors:	Composition		1.33
	Presentation		1.33
	Skating Skills		1.33

<b>Free Skating</b>			
Duration:	3:30 +/- 10 seconds		
Segment Factor:	1.00		
Program Component Factors:	Composition		2.67
	Presentation		2.67
	Skating Skills		2.67



## PANEL OF JUDGES

## JUNIOR SYNCHRONIZED SKATING SHORT PROGRAM

## Officials

Technical Controller	Ms. Eszter Katalin VESEI	ISU
Technical Specialist	Ms. Aleksandra SZYMANEK	ISU
Technical Specialist	Ms. Tanya McGIVERN	ISU

## Judges

Referee	Mr. Ludwig CZOCZEK	ISU
Judge No. 1	Ms. Elizabeth ALEXANDRE	AUS
Judge No. 2	Ms. Natalia SZCZESNA	POL
Judge No. 3	Ms. Marketa HORKLOVA	CZE
Judge No. 4	Ms. Susan MORRISS	CAN
Judge No. 5	Ms. Dora HOROVITZ	HUN

## Data/Replay Operator

Data Operator	Ms. Katarina KELSCHOVA	ISU
Replay Operator	Ms. Gabriella BENO	ISU

**STARTING ORDER****JUNIOR SYNCHRONIZED SKATING SHORT PROGRAM**

Starting Number	Name	Nation
1	Team Berlin Junior	GER
2	Team Gold Ice Junior	CAN
3	Team Ice Ignite Junior	CAN
4	Team Pingvin Junior	HUN
5	Team Ice Dancing Flames Junior	POL
6	Team Sweet Mozart Junior	AUT
7	Team Mirum Junior	ESP
8	Team Passion Junior	HUN
9	Team Le Soleil Junior	POL
10	Team Colibris Vienna Junior	AUT
11	Team Iceskateers Elite Junior	AUS
12	Team Zagreb Snowflakes Junior	CRO
13	Team Harmonia Junior	CZE



## JUDGES DETAILS PER SKATER

## JUNIOR SYNCHRONIZED SKATING SHORT PROGRAM

Rank	Name	Nation	Starting Number	Total Segment Score	Total Element Score	Total Program Component Score (factored)	Total Deductions								
1	Team Gold Ice Junior	CAN	2	58.96	33.14	26.82	-1.00								
#	Executed Elements	Info	Base Value	GOE	J1	J2	J3	J4	J5	J6	J7	J8	J9	Ref.	Scores of Panel
1	ME4		7.00	1.40	2	2	2	1	2						8.40
2	TwE4		7.00	0.47	2	0	1	0	1						7.47
3	PB3		5.50	0.37	0	0	2	1	1						5.87
4	I3+pi3	F	6.75	-1.35	-1	-2	-3	-2	-2						5.40
5	NHE4+sB		5.00	1.00	3	2	2	2	2						6.00
			31.25												33.14
Program Components				Factor											
	Composition			1.33	7.25	7.00	7.00	6.75	6.75						6.92
	Presentation			1.33	7.25	6.75	6.75	6.50	6.50						6.67
	Skating Skills			1.33	7.00	6.00	6.75	6.50	6.50						6.58
	Judges Total Program Component Score (factored)														26.82
Deductions: Falls					-1.00	(1)									-1.00

Rank	Name	Nation	Starting Number	Total Segment Score	Total Element Score	Total Program Component Score (factored)	Total Deductions								
2	Team Ice Ignite Junior	CAN	3	57.68	32.20	26.48	-1.00								
#	Executed Elements	Info	Base Value	GOE	J1	J2	J3	J4	J5	J6	J7	J8	J9	Ref.	Scores of Panel
1	NHE4+sB		5.00	0.50	1	1	-1	1	2						5.50
2	PB3		5.50	0.18	1	2	0	0	0						5.68
3	ME3		6.00	1.20	2	1	2	2	2						7.20
4	I3+pi4		7.25	0.97	2	2	1	0	1						8.22
5	TwE4	F	7.00	-1.40	-2	-2	-2	-2	-2						5.60
			30.75												32.20
Program Components				Factor											
	Composition			1.33	7.25	7.00	6.50	6.50	7.00						6.83
	Presentation			1.33	7.00	6.75	6.25	6.75	6.75						6.75
	Skating Skills			1.33	7.00	6.25	6.25	6.25	6.50						6.33
	Judges Total Program Component Score (factored)														26.48
Deductions: Falls					-1.00	(1)									-1.00

Rank	Name	Nation	Starting Number	Total Segment Score	Total Element Score	Total Program Component Score (factored)	Total Deductions								
3	Team Le Soleil Junior	POL	9	50.78	28.50	22.28	0.00								
#	Executed Elements	Info	Base Value	GOE	J1	J2	J3	J4	J5	J6	J7	J8	J9	Ref.	Scores of Panel
1	ME3		6.00	0.80	1	2	2	1	1						6.80
2	I3+pi3		6.75	0.45	0	1	0	1	1						7.20
3	PB2		4.50	0.60	2	2	1	1	1						5.10
4	TwE3		6.00	0.20	1	0	1	0	0						6.20
5	NHE3+sB		3.00	0.20	2	0	1	0	1						3.20
			26.25												28.50
Program Components				Factor											
	Composition			1.33	6.50	5.75	6.00	5.25	5.50						5.75
	Presentation			1.33	6.50	5.75	5.75	5.00	5.25						5.58
	Skating Skills			1.33	6.25	5.25	5.50	5.50	5.00						5.42
	Judges Total Program Component Score (factored)														22.28
Deductions:															0.00



## JUDGES DETAILS PER SKATER

## JUNIOR SYNCHRONIZED SKATING SHORT PROGRAM

Rank	Name	Nation	Starting Number	Total Segment Score	Total Element Score	Total Program Component Score (factored)	Total Deductions								
4	Team Berlin Junior	GER	1	44.11	22.15	21.96	0.00								
#	Executed Elements	Info	Base Value	GOE	J1	J2	J3	J4	J5	J6	J7	J8	J9	Ref.	Scores of Panel
1	PB2		4.50	0.45	1	2	1	1	1						4.95
2	ME2		4.50	-0.30	1	-1	1	-2	-2						4.20
3	TwE2		4.50	0.00	0	-1	0	0	1						4.50
4	NHE3+sB		3.00	0.10	0	1	0	0	1						3.10
5	I3+pi3		6.75	-1.35	-3	-2	-2	-2	-2						5.40
			23.25												22.15
Program Components				Factor											
Composition				1.33	5.50	6.25	5.50	5.25	5.50					5.50	
Presentation				1.33	5.75	6.00	5.75	5.00	5.00					5.50	
Skating Skills				1.33	5.50	5.50	5.50	5.50	5.25					5.50	
Judges Total Program Component Score (factored)															21.96
Deductions:														0.00	

Rank	Name	Nation	Starting Number	Total Segment Score	Total Element Score	Total Program Component Score (factored)	Total Deductions								
5	Team Colibris Vienna Junior	AUT	10	43.97	25.25	18.72	0.00								
#	Executed Elements	Info	Base Value	GOE	J1	J2	J3	J4	J5	J6	J7	J8	J9	Ref.	Scores of Panel
1	TwE3		6.00	-0.40	0	0	-1	-1	-1						5.60
2	PB2		4.50	0.30	1	1	1	0	0						4.80
3	I3+pi3		6.75	0.45	1	2	0	-1	1						7.20
4	NHE3+sB		3.00	-0.30	-2	-1	-1	-1	0						2.70
5	ME2		4.50	0.45	0	1	1	1	1						4.95
			24.75												25.25
Program Components				Factor											
Composition				1.33	4.75	5.75	4.75	4.50	4.50					4.67	
Presentation				1.33	4.75	5.25	5.00	4.25	4.75					4.83	
Skating Skills				1.33	4.75	4.75	4.50	4.50	4.50					4.58	
Judges Total Program Component Score (factored)															18.72
Deductions:														0.00	

Rank	Name	Nation	Starting Number	Total Segment Score	Total Element Score	Total Program Component Score (factored)	Total Deductions								
6	Team Mirum Junior	ESP	7	41.24	22.85	18.39	0.00								
#	Executed Elements	Info	Base Value	GOE	J1	J2	J3	J4	J5	J6	J7	J8	J9	Ref.	Scores of Panel
1	PB2		4.50	0.30	1	2	0	0	1						4.80
2	NHE3+sB		3.00	0.30	2	1	0	1	1						3.30
3	ME2		4.50	0.15	1	-1	1	0	0						4.65
4	I3+pi2		6.00	0.20	1	1	1	-1	-1						6.20
5	TwE2		4.50	-0.60	0	-1	-2	-2	-1						3.90
			22.50												22.85
Program Components				Factor											
Composition				1.33	6.25	5.00	4.75	4.25	4.75					4.83	
Presentation				1.33	6.00	5.00	4.50	4.50	4.50					4.67	
Skating Skills				1.33	6.50	4.25	4.25	4.25	4.50					4.33	
Judges Total Program Component Score (factored)															18.39
Deductions:														0.00	



## JUDGES DETAILS PER SKATER

## JUNIOR SYNCHRONIZED SKATING SHORT PROGRAM

Rank	Name	Nation	Starting Number	Total Segment Score	Total Element Score	Total Program Component Score (factored)	Total Deductions								
7	Team Passion Junior	HUN	8	38.94	21.10	19.84	-2.00								
#	Executed Elements	Info	Base Value	GOE	J1	J2	J3	J4	J5	J6	J7	J8	J9	Ref.	Scores of Panel
1	ME2		4.50	0.45	1	1	1	0	1						4.95
2	TwE2		4.50	-0.45	-1	-1	-1	-1	1						4.05
3	I4+pi3	F	7.00	-2.10	-4	-3	-3	-3	-3						4.90
4	PB2		4.50	-0.30	0	-1	-1	-1	0						4.20
5	NHE3+sB		3.00	0.00	0	0	0	-1	1						3.00
			23.50												21.10
Program Components				Factor											
Composition				1.33	5.75	5.50	5.25	4.75	5.50						5.42
Presentation				1.33	5.75	4.75	4.75	4.50	4.50						4.67
Skating Skills				1.33	5.50	4.75	4.75	4.75	5.00						4.83
Judges Total Program Component Score (factored)															19.84
Deductions:			Interruption in excess	-1.00	Falls						-1.00 (1)	-2.00			

Rank	Name	Nation	Starting Number	Total Segment Score	Total Element Score	Total Program Component Score (factored)	Total Deductions									
8	Team Iceskateers Elite Junior	AUS	11	36.50	19.87	16.63	0.00									
#	Executed Elements	Info	Base Value	GOE	J1	J2	J3	J4	J5	J6	J7	J8	J9	Ref.	Scores of Panel	
1	I3+pi3		6.75	0.00	0	1	0	0	0						6.75	
2	NHE3+sB		3.00	-0.30	-1	-2	-1	-1	0						2.70	
3	TwE1		3.50	-0.35	-1	-1	-1	-2	-1						3.15	
4	ME2		4.50	-0.15	0	1	0	-1	-1						4.35	
5	PB1		3.50	-0.58	-2	0	-1	-2	-2						2.92	
			21.25												19.87	
Program Components				Factor												
Composition				1.33	3.75	4.50	4.50	4.25	4.25						4.33	
Presentation				1.33	3.50	4.50	4.50	4.00	4.00						4.17	
Skating Skills				1.33	3.75	4.00	4.25	4.00	4.00						4.00	
Judges Total Program Component Score (factored)															16.63	
Deductions:																0.00

Rank	Name	Nation	Starting Number	Total Segment Score	Total Element Score	Total Program Component Score (factored)	Total Deductions									
9	Team Harmonia Junior	CZE	13	35.37	19.08	19.29	-3.00									
#	Executed Elements	Info	Base Value	GOE	J1	J2	J3	J4	J5	J6	J7	J8	J9	Ref.	Scores of Panel	
1	PB1		3.50	-0.35	-1	0	0	-2	-2						3.15	
2	ME2	F	4.50	-0.90	-2	-2	-2	-2	-2						3.60	
3	TwE2		4.50	-0.30	-2	-1	-1	0	0						4.20	
4	I4+pi2		6.25	-0.42	-2	0	-1	0	-1						5.83	
5	NHE3+sB	F	3.00	-0.70	-2	-2	-3	-3	-2						2.30	
			21.75												19.08	
Program Components				Factor												
Composition				1.33	5.25	5.00	5.25	4.75	5.25						5.17	
Presentation				1.33	4.75	4.75	4.50	4.00	4.50						4.58	
Skating Skills				1.33	4.75	4.25	4.75	4.75	4.75						4.75	
Judges Total Program Component Score (factored)															19.29	
Deductions:			Falls	-3.00 (3)												-3.00



## JUDGES DETAILS PER SKATER

## JUNIOR SYNCHRONIZED SKATING SHORT PROGRAM

Rank	Name	Nation	Starting Number	Total Segment Score	Total Element Score	Total Program Component Score (factored)	Total Deductions								
10	Team Ice Dancing Flames Junior	POL	5	30.45	14.49	16.96	-1.00								
#	Executed Elements	Info	Base Value	GOE	J1	J2	J3	J4	J5	J6	J7	J8	J9	Ref.	Scores of Panel
1	NHE		0.00	0.00	-	-	-	-	-						0.00
2	TwE1		3.50	-0.70	-2	-2	-2	-2	-1						2.80
3	PB2	F	4.50	-1.35	-3	-2	-3	-3	-3						3.15
4	ME2		4.50	-0.75	-2	-1	0	-3	-2						3.75
5	I2+pi3		5.75	-0.96	-2	-1	-2	-1	-2						4.79
			18.25												14.49
Program Components				Factor											
Composition				1.33	5.00	5.00	3.50	3.75	4.50						4.42
Presentation				1.33	5.00	4.75	3.25	4.25	3.75						4.25
Skating Skills				1.33	4.75	4.50	3.00	4.00	3.75						4.08
Judges Total Program Component Score (factored)															16.96
Deductions: Falls			-1.00 (1)											-1.00	

Rank	Name	Nation	Starting Number	Total Segment Score	Total Element Score	Total Program Component Score (factored)	Total Deductions								
11	Team Zagreb Snowflakes Junior	CRO	12	28.92	16.09	15.83	-3.00								
#	Executed Elements	Info	Base Value	GOE	J1	J2	J3	J4	J5	J6	J7	J8	J9	Ref.	Scores of Panel
1	TwE1	F	3.50	-1.17	-3	-4	-3	-3	-4						2.33
2	I2+pi1		3.25	-0.44	-1	-1	-2	0	-2						2.81
3	PB1		3.50	0.00	0	0	0	-1	0						3.50
4	ME2		4.50	0.15	1	1	0	0	0						4.65
5	NHE3+sB		3.00	-0.20	0	0	-1	-2	-1						2.80
			17.75												16.09
Program Components				Factor											
Composition				1.33	4.75	4.75	4.00	3.75	4.00						4.25
Presentation				1.33	4.25	4.75	3.50	3.50	3.75						3.83
Skating Skills				1.33	4.50	4.00	3.75	3.75	3.50						3.83
Judges Total Program Component Score (factored)															15.83
Deductions: Falls			-3.00 (3)											-3.00	

Rank	Name	Nation	Starting Number	Total Segment Score	Total Element Score	Total Program Component Score (factored)	Total Deductions								
12	Team Pingvin Junior	HUN	4	26.47	13.95	12.52	0.00								
#	Executed Elements	Info	Base Value	GOE	J1	J2	J3	J4	J5	J6	J7	J8	J9	Ref.	Scores of Panel
1	TwE1		3.50	-0.82	-3	-2	-3	-2	-2						2.68
2	PB1		3.50	-0.93	-3	-3	-2	-3	-2						2.57
3	ME2		4.50	-0.90	-2	-2	-2	-2	-2						3.60
4	I1+pi3		3.50	-0.70	-3	0	-2	-2	-2						2.80
5	NHE3+sB		3.00	-0.70	-4	-3	-2	-2	-1						2.30
			18.00												13.95
Program Components				Factor											
Composition				1.33	3.00	3.00	3.00	3.25	3.75						3.08
Presentation				1.33	3.00	3.00	2.75	3.25	3.50						3.08
Skating Skills				1.33	3.25	3.50	2.50	3.00	3.50						3.25
Judges Total Program Component Score (factored)															12.52
Deductions:														0.00	



## JUDGES DETAILS PER SKATER

## JUNIOR SYNCHRONIZED SKATING SHORT PROGRAM

Rank	Name	Nation	Starting Number	Total Segment Score	Total Element Score	Total Program Component Score (factored)	Total Deductions								
13	Team Sweet Mozart Junior	AUT	6	23.37	10.40	12.97	0.00								
#	Executed Elements	Info	Base Value	GOE	J1	J2	J3	J4	J5	J6	J7	J8	J9	Ref.	Scores of Panel
1	ME2		4.50	-0.75	-2	-2	-1	-2	-1						3.75
2	PBB		1.50	-0.35	-2	-2	-2	-3	-3						1.15
3	TwE1		3.50	-1.17	-4	-4	-3	-3	-2						2.33
4	I1+piB		1.25	-0.38	-3	-3	-4	-3	-3						0.87
5	NHE3+sB		3.00	-0.70	-3	-3	-2	-2	-1						2.30
			13.75												10.40
Program Components				Factor											
	Composition			1.33	3.50	3.25	3.25	3.00	3.25						3.25
	Presentation			1.33	3.25	3.75	3.00	3.25	3.50						3.33
	Skating Skills			1.33	3.50	2.75	3.00	3.25	3.25						3.17
Judges Total Program Component Score (factored)															12.97
Deductions:															0.00

## Legend:

#	Sequence number	GOE	Grade of Execution	Jx	Judges (x=1-9)	Ref.	Referee
F	Fall						



## PANEL OF JUDGES

## JUNIOR SYNCHRONIZED SKATING FREE SKATING

## Officials

Technical Controller	Ms. Eszter Katalin VESEI	ISU
Technical Specialist	Ms. Aleksandra SZYMANEK	ISU
Technical Specialist	Ms. Tanya McGIVERN	ISU

## Judges

Referee	Mr. Ludwig CZOCZEK	ISU
Judge No. 1	Ms. Elizabeth ALEXANDRE	AUS
Judge No. 2	Ms. Natalia SZCZESNA	POL
Judge No. 3	Ms. Marketa HORKLOVA	CZE
Judge No. 4	Ms. Susan MORRISS	CAN
Judge No. 5	Ms. Dora HOROVITZ	HUN

## Data/Replay Operator

Data Operator	Ms. Katarina KELSCHOVA	ISU
Replay Operator	Ms. Gabriella BENO	ISU



## STARTING ORDER

## JUNIOR SYNCHRONIZED SKATING FREE SKATING

Starting Number	Name	Nation	Current	
			Rank	Points
1	Team Sweet Mozart Junior	AUT	13	23.37
2	Team Pingvin Junior	HUN	12	26.47
3	Team Zagreb Snowflakes Junior	CRO	11	28.92
4	Team Ice Dancing Flames Junior	POL	10	30.45
5	Team Harmonia Junior	CZE	9	35.37
6	Team Iceskateers Elite Junior	AUS	8	36.50
7	Team Passion Junior	HUN	7	38.94
8	Team Mirum Junior	ESP	6	41.24
9	Team Colibris Vienna Junior	AUT	5	43.97
10	Team Berlin Junior	GER	4	44.11
11	Team Le Soleil Junior	POL	3	50.78
12	Team Ice Ignite Junior	CAN	2	57.68
13	Team Gold Ice Junior	CAN	1	58.96



## RESULTS

## JUNIOR SYNCHRONIZED SKATING

Pl.	Name	Nation	Total Score	SP	FS
1	Team Gold Ice Junior	CAN	176.49	1	1
2	Team Ice Ignite Junior	CAN	165.10	2	2
3	Team Le Soleil Junior	POL	141.64	3	3
4	Team Berlin Junior	GER	132.80	4	4
5	Team Passion Junior	HUN	123.59	7	5
6	Team Colibris Vienna Junior	AUT	121.04	5	6
7	Team Mirum Junior	ESP	113.22	6	9
8	Team Iceskateers Elite Junior	AUS	111.85	8	7
9	Team Harmonia Junior	CZE	109.08	9	8
10	Team Zagreb Snowflakes Junior	CRO	88.19	11	10
11	Team Ice Dancing Flames Junior	POL	86.21	10	11
12	Team Pingvin Junior	HUN	79.57	12	13
13	Team Sweet Mozart Junior	AUT	77.50	13	12

Mr. Ludwig CZOCZEK, ISU  
Referee

Ms. Eszter Katalin VESEI, ISU  
Technical Controller

## Legend:

SP Short Program FS Free Skating Pl. Place



## JUDGES DETAILS PER SKATER

## JUNIOR SYNCHRONIZED SKATING FREE SKATING

Rank	Name	Nation	Starting Number	Total Segment Score	Total Element Score	Total Program Component Score (factored)	Total Deductions									
1	Team Gold Ice Junior	CAN	13	117.53	56.81	60.72	0.00									
#	Executed Elements	Info	Base Value	GOE	J1	J2	J3	J4	J5	J6	J7	J8	J9	Ref.	Scores of Panel	
1	CrL1		4.00	0.93	3	2	3	2	1						4.93	
2	SySp4		7.00	1.63	1	3	3	2	2						8.63	
3	ME3		6.00	1.60	2	3	4	2	3						7.60	
4	NHEB+s3		4.00	1.20	3	3	3	3	3						5.20	
5	I4+pi4		7.50	1.50	2	4	2	2	2						9.00	
6	TrE4		5.00	1.50	2	3	3	3	3						6.50	
7	I4+pi4		7.50	2.25	3	3	3	3	3						9.75	
8	AB2		4.00	1.20	3	3	3	3	2						5.20	
			45.00												56.81	
Program Components				Factor												
Composition				2.67	8.00	8.00	7.50	7.50	8.00							7.83
Presentation				2.67	8.00	7.50	7.75	7.50	7.50							7.58
Skating Skills				2.67	7.75	7.00	7.25	7.25	7.50							7.33
Judges Total Program Component Score (factored)															60.72	
Deductions:															0.00	
Rank	Name	Nation	Starting Number	Total Segment Score	Total Element Score	Total Program Component Score (factored)	Total Deductions									
2	Team Ice Ignite Junior	CAN	12	107.42	52.68	54.74	0.00									
#	Executed Elements	Info	Base Value	GOE	J1	J2	J3	J4	J5	J6	J7	J8	J9	Ref.	Scores of Panel	
1	CrL1		4.00	0.27	0	0	2	1	1						4.27	
2	I4+pi4		7.50	1.50	1	3	2	2	2						9.00	
3	NHEB+s3		4.00	0.93	2	3	3	1	2						4.93	
4	TrE4		5.00	1.00	2	2	3	2	1						6.00	
5	ME3		6.00	1.00	2	2	2	1	0						7.00	
6	SySp4		7.00	0.93	1	3	2	1	1						7.93	
7	I4+pi4		7.50	1.25	2	3	2	1	1						8.75	
8	AL2		4.00	0.80	2	1	2	2	2						4.80	
			45.00												52.68	
Program Components				Factor												
Composition				2.67	7.00	5.50	7.00	7.00	6.50							6.83
Presentation				2.67	7.00	6.00	7.25	7.00	6.75							6.92
Skating Skills				2.67	6.75	6.50	6.75	6.75	7.00							6.75
Judges Total Program Component Score (factored)															54.74	
Deductions:															0.00	
Costume/Prop violation				(1 of 6)												



## JUDGES DETAILS PER SKATER

## JUNIOR SYNCHRONIZED SKATING FREE SKATING

Rank	Name	Nation	Starting Number	Total Segment Score	Total Element Score	Total Program Component Score (factored)	Total Deductions
3	Team Le Soleil Junior	POL	11	90.86	42.59	48.27	0.00

#	Executed Elements	Info	Base Value	GOE	J1	J2	J3	J4	J5	J6	J7	J8	J9	Ref.	Scores of Panel
1	CrL1		4.00	0.80	2	2	2	2	2						4.80
2	ME3		6.00	1.20	2	2	2	1	2						7.20
3	NHEB+s1		0.75	0.03	0	1	0	1	0						0.78
4	I3+pi3		6.75	0.00	0	0	-1	0	0						6.75
5	SySp3		6.00	-0.20	0	-1	0	-1	0						5.80
6	AL2		4.00	0.53	1	1	2	2	1						4.53
7	I4+pi3		7.00	0.23	1	2	1	-1	-1						7.23
8	TrE4		5.00	0.50	1	1	1	0	1						5.50
			39.50												42.59
Program Components			Factor												
Composition			2.67	6.75	6.25	6.00	6.50	5.75							6.25
Presentation			2.67	6.50	6.00	5.75	6.25	6.00							6.08
Skating Skills			2.67	6.50	5.75	5.50	6.00	5.50							5.75
Judges Total Program Component Score (factored)															48.27

Deductions:

0.00

Rank	Name	Nation	Starting Number	Total Segment Score	Total Element Score	Total Program Component Score (factored)	Total Deductions
4	Team Berlin Junior	GER	10	88.69	42.41	46.28	0.00

#	Executed Elements	Info	Base Value	GOE	J1	J2	J3	J4	J5	J6	J7	J8	J9	Ref.	Scores of Panel
1	SySp4		7.00	0.47	0	2	1	0	1						7.47
2	TrE3		4.00	0.53	1	1	2	1	2						4.53
3	ME2		4.50	0.60	1	2	2	0	1						5.10
4	I3+pi3		6.75	0.90	2	2	1	0	1						7.65
5	NHEB+s1		0.75	0.05	1	1	1	0	0						0.80
6	I4+pi3		7.00	0.93	1	2	1	1	2						7.93
7	CrL1		4.00	0.53	1	2	2	1	1						4.53
8	AL2		4.00	0.40	1	1	2	1	1						4.40
			38.00												42.41
Program Components			Factor												
Composition			2.67	6.25	6.00	6.00	5.50	5.75							5.92
Presentation			2.67	6.00	5.75	6.00	5.75	5.50							5.83
Skating Skills			2.67	6.00	5.00	5.75	5.50	5.50							5.58
Judges Total Program Component Score (factored)															46.28

Deductions:

0.00

Rank	Name	Nation	Starting Number	Total Segment Score	Total Element Score	Total Program Component Score (factored)	Total Deductions
5	Team Passion Junior	HUN	7	84.65	40.83	43.82	0.00

#	Executed Elements	Info	Base Value	GOE	J1	J2	J3	J4	J5	J6	J7	J8	J9	Ref.	Scores of Panel
1	I4+pi3		7.00	0.00	0	0	-1	0	0						7.00
2	NHEB+s1		0.75	0.08	1	1	1	1	1						0.83
3	CrL1		4.00	0.40	1	1	1	0	1						4.40
4	AL2		4.00	0.40	0	1	1	1	2						4.40
5	ME2		4.50	-0.30	-1	-1	0	-1	0						4.20
6	SySp3		6.00	0.00	0	2	0	0	-1						6.00
7	TrE4		5.00	0.50	1	2	1	0	1						5.50
8	I4+pi4		7.50	1.00	1	2	0	1	2						8.50
			38.75												40.83
Program Components			Factor												
Composition			2.67	5.25	6.00	5.50	5.50	5.75							5.58
Presentation			2.67	5.00	5.75	5.75	5.25	5.50							5.50
Skating Skills			2.67	5.25	5.50	5.25	5.25	5.50							5.33
Judges Total Program Component Score (factored)															43.82

Deductions:

0.00



## JUDGES DETAILS PER SKATER

## JUNIOR SYNCHRONIZED SKATING FREE SKATING

Rank	Name	Nation	Starting Number	Total Segment Score	Total Element Score	Total Program Component Score (factored)	Total Deductions								
6	Team Colibris Vienna Junior	AUT	9	77.07	37.69	39.38	0.00								
#	Executed Elements	Info	Base Value	GOE	J1	J2	J3	J4	J5	J6	J7	J8	J9	Ref.	Scores of Panel
1	I3+pi3		6.75	0.23	1	2	0	-1	0						6.98
2	NHEB+s1		0.75	-0.05	0	-2	0	-1	-1						0.70
3	SySp4		7.00	-0.23	-1	1	0	-2	0						6.77
4	I3+pi1		5.00	-0.33	-1	0	0	-1	-1						4.67
5	CrL1		4.00	0.00	0	0	1	0	0						4.00
6	ME3		6.00	-1.00	-2	-1	0	-2	-2						5.00
7	AL2		4.00	0.40	0	1	1	1	1						4.40
8	TrE4		5.00	0.17	0	0	1	0	1						5.17
			38.50												37.69
Program Components				Factor											
Composition				2.67	5.25	5.25	5.25	4.75	4.50						5.08
Presentation				2.67	5.00	4.50	5.50	5.00	5.00						5.00
Skating Skills				2.67	5.00	4.50	5.25	4.50	4.50						4.67
Judges Total Program Component Score (factored)															39.38
Deductions:															0.00

Rank	Name	Nation	Starting Number	Total Segment Score	Total Element Score	Total Program Component Score (factored)	Total Deductions								
7	Team Iceskateers Elite Junior	AUS	6	75.35	36.84	38.51	0.00								
#	Executed Elements	Info	Base Value	GOE	J1	J2	J3	J4	J5	J6	J7	J8	J9	Ref.	Scores of Panel
1	CrL1		4.00	0.13	0	2	0	0	1						4.13
2	SySp4		7.00	0.00	0	1	0	0	0						7.00
3	I4+pi2		6.25	-0.84	-1	-1	-2	-2	-1						5.41
4	NHEB+s1		0.75	-0.03	-1	0	0	-1	0						0.72
5	I4+pi2		6.25	0.00	0	1	0	0	0						6.25
6	ME2		4.50	0.30	-1	1	0	1	1						4.80
7	TrE3		4.00	0.00	0	1	0	0	0						4.00
8	AB2		4.00	0.53	1	2	1	1	2						4.53
			36.75												36.84
Program Components				Factor											
Composition				2.67	4.50	5.00	4.75	5.00	5.25						4.92
Presentation				2.67	4.75	4.50	5.00	5.25	5.00						4.92
Skating Skills				2.67	4.50	4.00	4.75	5.00	4.50						4.58
Judges Total Program Component Score (factored)															38.51
Deductions:															0.00



## JUDGES DETAILS PER SKATER

## JUNIOR SYNCHRONIZED SKATING FREE SKATING

Rank	Name	Nation	Starting Number	Total Segment Score	Total Element Score	Total Program Component Score (factored)	Total Deductions									
8	Team Harmonia Junior	CZE	5	73.71	36.87	37.84	-1.00									
#	Executed Elements	Info	Base Value	GOE	J1	J2	J3	J4	J5	J6	J7	J8	J9	Ref.	Scores of Panel	
1	ME2		4.50	0.75	1	2	1	2	2						5.25	
2	AB2		4.00	0.40	1	1	1	1	1						4.40	
3	I3+pi2		6.00	-1.40	-1	-3	-2	-3	-2						4.60	
4	NHEB+s2		2.25	0.15	1	0	1	0	1						2.40	
5	CrL1		4.00	0.27	0	2	1	-1	1						4.27	
6	SySp3	F	6.00	-1.80	-4	-2	-3	-4	-2						4.20	
7	I4+pi2		6.25	0.00	0	0	0	-1	0						6.25	
8	TrE4		5.00	0.50	1	2	1	0	1						5.50	
			38.00												36.87	
Program Components				Factor												
Composition				2.67	4.75	4.75	5.25	4.50	5.00						4.83	
Presentation				2.67	4.50	4.25	5.00	4.50	5.25						4.67	
Skating Skills				2.67	4.50	4.50	5.25	4.75	4.75						4.67	
Judges Total Program Component Score (factored)															37.84	
Deductions:			Falls	-1.00	(1)											-1.00

Rank	Name	Nation	Starting Number	Total Segment Score	Total Element Score	Total Program Component Score (factored)	Total Deductions									
9	Team Mirum Junior	ESP	8	71.98	33.47	38.51	0.00									
#	Executed Elements	Info	Base Value	GOE	J1	J2	J3	J4	J5	J6	J7	J8	J9	Ref.	Scores of Panel	
1	CrL1		4.00	0.40	1	0	1	1	1						4.40	
2	ME2		4.50	0.30	1	1	0	0	1						4.80	
3	NHEB+s1		0.75	-0.05	1	-1	0	-1	-1						0.70	
4	I3+pi2		6.00	-0.60	0	-1	-1	-1	-1						5.40	
5	SySp3		6.00	-0.80	-1	0	-2	-2	-1						5.20	
6	AB2		4.00	0.00	0	0	0	-1	0						4.00	
7	I2+pi2		4.75	-0.95	-1	-2	-2	-2	-2						3.80	
8	TrE4		5.00	0.17	1	0	0	1	0						5.17	
			35.00												33.47	
Program Components				Factor												
Composition				2.67	5.25	4.75	4.75	4.50	5.00						4.83	
Presentation				2.67	5.00	5.00	4.75	4.75	5.00						4.92	
Skating Skills				2.67	5.25	4.50	4.50	4.75	4.75						4.67	
Judges Total Program Component Score (factored)															38.51	
Deductions:																0.00



## JUDGES DETAILS PER SKATER

## JUNIOR SYNCHRONIZED SKATING FREE SKATING

Rank	Name	Nation	Starting Number	Total Segment Score	Total Element Score	Total Program Component Score (factored)	Total Deductions									
10	Team Zagreb Snowflakes Junior	CRO	3	59.27	28.44	31.83	-1.00									
#	Executed Elements	Info	Base Value	GOE	J1	J2	J3	J4	J5	J6	J7	J8	J9	Ref.	Scores of Panel	
1	ME2		4.50	0.15	1	1	0	0	0						4.65	
2	CrL1		4.00	-0.13	-1	1	0	-1	0						3.87	
3	AL2		4.00	0.00	-2	1	0	0	0						4.00	
4	I3+pi1		5.00	-0.33	0	0	-1	-1	-1						4.67	
5	NHEB+s1	F	0.75	-0.23	-3	-2	-3	-3	-3						0.52	
6	SySp3		6.00	-1.60	-3	-3	-2	-3	-1						4.40	
7	I2+piB		2.75	-0.55	-2	-2	-2	-2	-1						2.20	
8	TrE3		4.00	0.13	1	2	0	0	0						4.13	
			31.00												28.44	
Program Components				Factor												
Composition				2.67	4.25	4.50	4.00	4.00	4.25							4.17
Presentation				2.67	4.00	3.75	3.75	4.00	4.25							3.92
Skating Skills				2.67	3.75	3.75	3.75	4.50	4.00							3.83
Judges Total Program Component Score (factored)															31.83	
Deductions:			Falls	-1.00	(1)											-1.00

Rank	Name	Nation	Starting Number	Total Segment Score	Total Element Score	Total Program Component Score (factored)	Total Deductions									
11	Team Ice Dancing Flames Junior	POL	4	55.76	28.72	30.04	-3.00									
#	Executed Elements	Info	Base Value	GOE	J1	J2	J3	J4	J5	J6	J7	J8	J9	Ref.	Scores of Panel	
1	CrL1		4.00	0.27	1	1	0	0	1						4.27	
2	SySp1		3.50	-0.23	0	-1	-1	-2	0						3.27	
3	I2+pi2		4.75	-0.64	0	-1	-3	-2	-1						4.11	
4	ME2		4.50	-0.60	-2	-1	-1	-2	-1						3.90	
5	AL2		4.00	0.00	1	0	0	0	0						4.00	
6	TrE2		3.00	-0.10	0	0	0	-1	-1						2.90	
7	NHEB+s1	F	0.75	-0.28	-3	-4	-4	-5	-3						0.47	
8	I3+pi2		6.00	-0.20	0	0	0	-1	-2						5.80	
			30.50												28.72	
Program Components				Factor												
Composition				2.67	3.75	4.00	4.25	3.75	4.25							4.00
Presentation				2.67	3.50	3.50	3.50	3.50	4.00							3.50
Skating Skills				2.67	3.75	3.25	3.75	3.75	3.75							3.75
Judges Total Program Component Score (factored)															30.04	
Deductions:			Falls	-3.00	(3)											-3.00

Rank	Name	Nation	Starting Number	Total Segment Score	Total Element Score	Total Program Component Score (factored)	Total Deductions									
12	Team Sweet Mozart Junior	AUT	1	54.13	26.97	27.16	0.00									
#	Executed Elements	Info	Base Value	GOE	J1	J2	J3	J4	J5	J6	J7	J8	J9	Ref.	Scores of Panel	
1	AL2		4.00	0.00	0	1	0	0	0						4.00	
2	I2+pi2		4.75	-0.48	-1	0	-1	-2	-1						4.27	
3	SySp2		4.50	-1.05	-4	-3	-2	-2	-2						3.45	
4	ME2		4.50	-0.45	-1	-2	-1	-1	-1						4.05	
5	TrE2		3.00	-0.30	-1	-1	-2	-1	-1						2.70	
6	NHEB+sB		0.50	-0.10	-1	-3	-2	-3	-1						0.40	
7	I3+pi1		5.00	-0.50	-1	0	0	-2	-2						4.50	
8	CrL1		4.00	-0.40	-2	0	-1	-1	-1						3.60	
			30.25												26.97	
Program Components				Factor												
Composition				2.67	3.00	4.00	3.50	3.50	3.25							3.42
Presentation				2.67	3.00	3.75	3.50	3.50	3.50							3.50
Skating Skills				2.67	3.25	3.50	3.25	3.25	3.25							3.25
Judges Total Program Component Score (factored)															27.16	
Deductions:															0.00	



## JUDGES DETAILS PER SKATER

## JUNIOR SYNCHRONIZED SKATING FREE SKATING

Rank	Name	Nation	Starting Number	Total Segment Score	Total Element Score	Total Program Component Score (factored)	Total Deductions								
13	Team Pingvin Junior	HUN	2	53.10	26.16	26.94	0.00								
#	Executed Elements	Info	Base Value	GOE	J1	J2	J3	J4	J5	J6	J7	J8	J9	Ref.	Scores of Panel
1	I3+pi2		6.00	-0.60	-1	0	-1	-2	-1						5.40
2	AL2		4.00	-0.13	0	1	0	-1	-1						3.87
3	SySpB		1.50	-0.05	-1	0	-1	0	0						1.45
4	NHEB+sB		0.50	-0.10	-2	-2	-2	-2	-2						0.40
5	ME2		4.50	-0.90	-1	-2	-2	-3	-2						3.60
6	I2+pi3		5.75	-0.58	-2	0	-1	-1	-1						5.17
7	CrL1		4.00	-0.53	-2	0	0	-2	-2						3.47
8	TrE2		3.00	-0.20	0	1	-1	-1	-1						2.80
			29.25												26.16
Program Components				Factor											
	Composition		2.67	3.25	4.25	3.50	3.50	3.25							3.42
	Presentation		2.67	3.25	3.75	3.25	3.50	3.50							3.42
	Skating Skills		2.67	3.25	3.75	3.00	3.25	3.25							3.25
Judges Total Program Component Score (factored)															26.94
Deductions:															0.00

## Legend:

#	Sequence number	GOE	Grade of Execution	Jx	Judges (x=1-9)	Ref.	Referee
F	Fall						

**ADULT**

MET Aréna	21 FEB 2026	15:40	Free Skating
-----------	-------------	-------	--------------

Size of Skating Arena:	30m*60m
Ice Conditions:	very good
Number of Entries:	5
Number of Participants:	5

Entry Withdrawn:
------------------

<b>Free Skating</b>		
Duration:	3:00 +/- 10 seconds	
Segment Factor:	1.00	
Program Component Factors:	Composition	1.67
	Presentation	1.67
	Skating Skills	1.67



PANEL OF JUDGES  
ADULT FREE SKATING

Officials

Technical Controller	Ms. Jennifer BETTS	ISU
Technical Specialist	Ms. Aleksandra SZYMANEK	ISU
Technical Specialist	Ms. Tanya McGIVERN	ISU

Judges

Referee	Mr. Josip CEROVAC	ISU
Judge No. 1	Ms. Marketa HORKOLOVA	CZE
Judge No. 2	Ms. Natalia SZCZESNA	POL
Judge No. 3	Ms. Susan MORRISS	CAN
Judge No. 4	Ms. Elizabeth ALEXANDRE	AUS
Judge No. 5	Ms. Gyöngyi BERKI-LÉVAI	HUN

Data/Replay Operator

Data Operator	Ms. Katarina KELSCHOVA	ISU
Replay Operator	Ms. Gabriella BENO	ISU

**STARTING ORDER  
ADULT FREE SKATING**

Starting Number	Name	Nation
1	Team Saxony Ice Pearls Adult	GER
2	Team Dancing Blades Adult	HUN
3	Team Still Shining Adult	AUT
4	Team BudaSkate Adult	HUN
5	Team tHUNder Adult	HUN



## RESULTS

## ADULT

Pl.	Name	Nation	Total Score	FS
1	Team tHUNder Adult	HUN	42.23	1
2	Team BudaSkate Adult	HUN	35.49	2
3	Team Saxony Ice Pearls Adult	GER	25.42	3
4	Team Dancing Blades Adult	HUN	13.19	4
5	Team Still Shining Adult	AUT	12.17	5

Mr. Josip CEROVAC, ISU  
Referee

Ms. Jennifer BETTS, ISU  
Technical Controller

Legend:

FS Free Skating

Pl. Place



## JUDGES DETAILS PER SKATER

### ADULT FREE SKATING

Rank	Name	Nation	Starting Number	Total Segment Score	Total Element Score	Total Program Component Score (factored)	Total Deductions								
1	Team tHUNder Adult	HUN	5	42.23	22.19	20.04	0.00								
#	Executed Elements	Info	Base Value	GOE	J1	J2	J3	J4	J5	J6	J7	J8	J9	Ref.	Scores of Panel
1	C3		3.00	0.20	1	1	0	1	0						3.20
2	PB1		3.50	0.23	1	1	0	0	1						3.73
3	AL2		4.00	0.40	1	1	1	1	1						4.40
4	I4+pi2		6.25	0.21	0	1	1	0	0						6.46
5	TrE3		4.00	0.40	1	1	1	0	1						4.40
			20.75												22.19
Program Components			Factor												
Composition			1.67	4.75	4.00	3.25	4.00	4.50							4.17
Presentation			1.67	4.75	4.00	3.00	4.25	4.50							4.25
Skating Skills			1.67	4.50	3.25	3.25	3.50	4.00							3.58
Judges Total Program Component Score (factored)														20.04	
Deductions:														0.00	

Rank	Name	Nation	Starting Number	Total Segment Score	Total Element Score	Total Program Component Score (factored)	Total Deductions								
2	Team BudaSkate Adult	HUN	4	35.49	20.17	15.32	0.00								
#	Executed Elements	Info	Base Value	GOE	J1	J2	J3	J4	J5	J6	J7	J8	J9	Ref.	Scores of Panel
1	TrE3		4.00	0.27	0	1	1	0	1						4.27
2	AL2		4.00	0.00	0	-1	1	-2	1						4.00
3	C3		3.00	0.20	0	1	1	0	1						3.20
4	PB1		3.50	0.00	0	-1	0	0	0						3.50
5	I3+pi2		6.00	-0.80	-2	-1	0	-3	-1						5.20
			20.50												20.17
Program Components			Factor												
Composition			1.67	3.50	3.25	2.50	3.25	3.25							3.25
Presentation			1.67	3.75	2.75	2.75	2.75	3.50							3.00
Skating Skills			1.67	3.25	2.50	2.75	2.75	3.25							2.92
Judges Total Program Component Score (factored)														15.32	
Deductions:														0.00	

Rank	Name	Nation	Starting Number	Total Segment Score	Total Element Score	Total Program Component Score (factored)	Total Deductions								
3	Team Saxony Ice Pearls Adult	GER	1	25.42	14.02	11.40	0.00								
#	Executed Elements	Info	Base Value	GOE	J1	J2	J3	J4	J5	J6	J7	J8	J9	Ref.	Scores of Panel
1	I1+pi1		1.50	-0.45	-3	-3	-3	-4	-3						1.05
2	AL2		4.00	0.00	0	0	0	-2	0						4.00
3	PB1		3.50	-0.23	-1	0	0	-1	-1						3.27
4	TrE2		3.00	-0.20	-2	1	0	-2	0						2.80
5	W3		3.00	-0.10	0	1	0	-1	-1						2.90
6			0.00	0.00	-	-	-	-	-						0.00
			15.00												14.02
Program Components			Factor												
Composition			1.67	2.75	2.50	2.25	2.25	2.25							2.33
Presentation			1.67	2.75	2.00	2.00	2.50	2.50							2.33
Skating Skills			1.67	2.50	2.00	2.25	2.00	2.25							2.17
Judges Total Program Component Score (factored)														11.40	
Deductions:														0.00	



## JUDGES DETAILS PER SKATER

### ADULT FREE SKATING

Rank	Name	Nation	Starting Number	Total Segment Score	Total Element Score	Total Program Component Score (factored)	Total Deductions									
4	Team Dancing Blades Adult	HUN	2	13.19	5.25	7.94	0.00									
#	Executed Elements	Info	Base Value	GOE	J1	J2	J3	J4	J5	J6	J7	J8	J9	Ref.	Scores of Panel	
1	TrEB		1.00	-0.13	-3	-1	-1	-1	-2						0.87	
2	WB		1.00	-0.13	-2	0	-1	-2	-1						0.87	
3	IB+piB		0.50	-0.12	-2	-1	-2	-3	-3						0.38	
4	PBB		1.50	-0.45	-3	0	-3	-3	-3						1.05	
5	AL1		2.50	-0.42	-2	-1	-2	-4	-1						2.08	
			6.50												5.25	
	Program Components		Factor													
	Composition			1.67	1.75	1.50	1.50	1.50	1.50						1.50	
	Presentation			1.67	2.00	1.75	1.25	1.50	1.50						1.58	
	Skating Skills			1.67	2.25	2.00	1.25	1.50	1.50						1.67	
	Judges Total Program Component Score (factored)														7.94	
Deductions:															0.00	
Rank	Name	Nation	Starting Number	Total Segment Score	Total Element Score	Total Program Component Score (factored)	Total Deductions									
5	Team Still Shining Adult	AUT	3	12.17	6.06	7.11	-1.00									
#	Executed Elements	Info	Base Value	GOE	J1	J2	J3	J4	J5	J6	J7	J8	J9	Ref.	Scores of Panel	
1	IB+piB		0.50	-0.10	-3	-1	-2	-2	-2						0.40	
2	AL2		4.00	-0.67	-2	-1	-2	-3	0						3.33	
3	TrEB		1.00	-0.27	-3	-2	-3	-3	-2						0.73	
4	PBB		1.50	-0.70	-4	-5	-5	-5	-4						0.80	
5	CB		1.00	-0.20	-3	-1	-2	-3	-1						0.80	
			8.00												6.06	
	Program Components		Factor													
	Composition			1.67	1.50	1.25	1.00	1.50	1.75						1.42	
	Presentation			1.67	1.00	1.50	1.00	1.75	1.75						1.42	
	Skating Skills			1.67	1.50	1.25	1.00	1.50	1.50						1.42	
	Judges Total Program Component Score (factored)														7.11	
Deductions: Falls															-1.00	
															(2)	
																-1.00

## Legend:

#	Sequence number	GOE	Grade of Execution	Jx	Judges (x=1-9)	Ref.	Referee
---	-----------------	-----	--------------------	----	----------------	------	---------

**MIXED AGE**

MET Aréna	22 FEB 2026	17:00	Free Skating
-----------	-------------	-------	--------------

Size of Skating Arena:	30m*60m
Ice Conditions:	very good
Number of Entries:	9
Number of Participants:	9

Entry Withdrawn:
------------------

<b>Free Skating</b>		
Duration:	3:30 +/- 10 seconds	
Segment Factor:	1.00	
Program Component Factors:	Composition	2.67
	Presentation	2.67
	Skating Skills	2.67



PANEL OF JUDGES  
MIXED AGE FREE SKATING

Officials

Technical Controller	Ms. Eszter Katalin VESEI	ISU
Technical Specialist	Ms. Tanya McGIVERN	ISU
Technical Specialist	Ms. Jennifer BETTS	ISU

Judges

Referee	Mr. Josip CEROVAC	ISU
Judge No. 1	Ms. Marketa HORKOLOVA	CZE
Judge No. 2	Ms. Natalia SZCZESNA	POL
Judge No. 3	Ms. Elizabeth ALEXANDRE	AUS
Judge No. 4	Ms. Susan MORRISS	CAN
Judge No. 5	Ms. Gyöngyi BERKI-LÉVAI	HUN

Data/Replay Operator

Data Operator	Ms. Katarina KELSCHOVA	ISU
Replay Operator	Ms. Gabriella BENO	ISU

**STARTING ORDER****MIXED AGE FREE SKATING**

Starting Number	Name	Nation
1	Team Bergen Umbrellas Mixed Age	NOR
2	Team Bosphorus Mixed Age	TUR
3	Team Ice Stars Mixed Age	HUN
4	Team Skadi Mixed Age	POL
5	Team Sweet Mozart Mixed Age	AUT
6	Team BudaSkate Mixed Age	HUN
7	Team Frostwork DVTK Mixed Age	HUN
8	Team Unit'ice Mixed Age	GER
9	Team Magic Mixed Age	HUN



## RESULTS

## MIXED AGE

Pl.	Name	Nation	Total Score	FS
1	Team Frostwork DVTK Mixed Age	HUN	66.27	1
2	Team BudaSkate Mixed Age	HUN	55.78	2
3	Team Unit'ice Mixed Age	GER	54.08	3
4	Team Sweet Mozart Mixed Age	AUT	53.24	4
5	Team Magic Mixed Age	HUN	52.86	5
6	Team Skadi Mixed Age	POL	50.76	6
7	Team Ice Stars Mixed Age	HUN	48.87	7
8	Team Bergen Umbrellas Mixed Age	NOR	39.61	8
9	Team Bosphorus Mixed Age	TUR	29.65	9

Mr. Josip CEROVAC, ISU  
Referee

Ms. Eszter Katalin VESEI, ISU  
Technical Controller

## Legend:

FS Free Skating

Pl. Place



## JUDGES DETAILS PER SKATER

### MIXED AGE FREE SKATING

Rank	Name	Nation	Starting Number	Total Segment Score	Total Element Score	Total Program Component Score (factored)	Total Deductions								
1	Team Frostwork DVTK Mixed Age	HUN	7	66.27	33.54	32.73	0.00								
#	Executed Elements	Info	Base Value	GOE	J1	J2	J3	J4	J5	J6	J7	J8	J9	Ref.	Scores of Panel
1	ME3		6.00	0.60	1	2	1	1	1						6.60
2	PB2		4.50	0.45	1	3	1	1	1						4.95
3	NHE3+s1		3.25	0.00	0	1	0	0	0						3.25
4	AW2		4.00	0.40	1	1	1	1	1						4.40
5	TwE2		4.50	-0.45	-1	-1	-1	0	-1						4.05
6	Pa2		4.50	-0.15	0	0	0	-1	-1						4.35
7	I2+pi3		5.75	0.19	0	1	1	0	0						5.94
			32.50												33.54
	Program Components		Factor												
	Composition		2.67	4.00	5.00	4.25	3.75	4.25							4.17
	Presentation		2.67	4.00	5.25	4.00	4.25	4.25							4.17
	Skating Skills		2.67	3.75	4.75	3.75	4.00	4.00							3.92
	Judges Total Program Component Score (factored)														32.73
Deductions:															0.00
Rank	Name	Nation	Starting Number	Total Segment Score	Total Element Score	Total Program Component Score (factored)	Total Deductions								
2	Team BudaSkate Mixed Age	HUN	6	55.78	28.17	27.61	0.00								
#	Executed Elements	Info	Base Value	GOE	J1	J2	J3	J4	J5	J6	J7	J8	J9	Ref.	Scores of Panel
1	TwE2		4.50	-0.45	-1	-1	-2	-1	-1						4.05
2	ME3		6.00	0.00	-1	0	0	0	0						6.00
3	Pa1		3.50	-0.58	-2	-1	-3	-2	-1						2.92
4	PB1		3.50	-0.35	-1	-1	-1	-2	-1						3.15
5	I3+pi2		6.00	-1.00	-2	-1	-1	-2	-2						5.00
6	NHE3+s1		3.25	-0.33	-1	-2	-1	-1	0						2.92
7	AW2		4.00	0.13	0	0	0	1	1						4.13
			30.75												28.17
	Program Components		Factor												
	Composition		2.67	3.50	4.00	3.25	3.25	3.75							3.50
	Presentation		2.67	3.25	3.75	3.25	3.50	3.50							3.42
	Skating Skills		2.67	3.25	3.50	3.50	3.50	3.25							3.42
	Judges Total Program Component Score (factored)														27.61
Deductions:															0.00
Rank	Name	Nation	Starting Number	Total Segment Score	Total Element Score	Total Program Component Score (factored)	Total Deductions								
3	Team Unit'ice Mixed Age	GER	8	54.08	26.62	28.46	-1.00								
#	Executed Elements	Info	Base Value	GOE	J1	J2	J3	J4	J5	J6	J7	J8	J9	Ref.	Scores of Panel
1	PB2		4.50	0.30	1	1	1	-1	0						4.80
2	Pa2		4.50	0.15	0	1	0	0	1						4.65
3	ME2		4.50	-0.30	-1	0	-1	0	-1						4.20
4	AC1	F	2.50	-0.58	-3	-2	-3	-2	-2						1.92
5	TwE1		3.50	-0.23	0	0	-1	-1	-1						3.27
6	I2+pi2		4.75	0.00	0	0	0	-1	0						4.75
7	NHE3+s1		3.25	-0.22	-1	-1	0	-1	0						3.03
			27.50												26.62
	Program Components		Factor												
	Composition		2.67	3.50	3.75	2.75	3.50	3.75							3.58
	Presentation		2.67	3.25	3.50	3.00	3.25	4.00							3.33
	Skating Skills		2.67	3.75	3.75	3.50	3.75	4.00							3.75
	Judges Total Program Component Score (factored)														28.46
Deductions: Falls							-1.00	(1)							-1.00



## JUDGES DETAILS PER SKATER

### MIXED AGE FREE SKATING

Rank	Name	Nation	Starting Number	Total Segment Score	Total Element Score	Total Program Component Score (factored)	Total Deductions									
4	Team Sweet Mozart Mixed Age	AUT	5	53.24	25.65	27.59	0.00									
#	Executed Elements	Info	Base Value	GOE	J1	J2	J3	J4	J5	J6	J7	J8	J9	Ref.	Scores of Panel	
1	AW2		4.00	-0.13	0	-1	-1	1	0						3.87	
2	ME2		4.50	0.00	0	1	0	0	0						4.50	
3	TwE2		4.50	-0.90	-2	-2	-1	-2	-2						3.60	
4	Pa2		4.50	-0.15	0	0	-1	-2	0						4.35	
5	PB1		3.50	-0.35	-1	0	-2	-1	-1						3.15	
6	I2+pi1		3.25	0.11	0	1	0	1	0						3.36	
7	NHE3+s1		3.25	-0.43	-2	-3	-2	0	0						2.82	
			27.50												25.65	
Program Components				Factor												
Composition				2.67	3.25	3.50	2.50	3.75	3.25						3.33	
Presentation				2.67	3.50	3.75	2.75	4.00	3.25						3.50	
Skating Skills				2.67	3.75	3.75	2.75	3.75	3.00						3.50	
Judges Total Program Component Score (factored)														27.59		
Deductions:														0.00		
Rank	Name	Nation	Starting Number	Total Segment Score	Total Element Score	Total Program Component Score (factored)	Total Deductions									
5	Team Magic Mixed Age	HUN	9	52.86	22.37	30.49	0.00									
#	Executed Elements	Info	Base Value	GOE	J1	J2	J3	J4	J5	J6	J7	J8	J9	Ref.	Scores of Panel	
1	Pa1		3.50	0.23	1	2	0	0	1						3.73	
2	TwE1		3.50	-0.12	0	-1	0	0	-1						3.38	
3	PB1		3.50	0.12	0	1	1	0	0						3.62	
4	NHE2+sB		1.75	-0.24	-2	-3	-1	1	-1						1.51	
5	I1+pi1		1.50	0.00	-1	0	0	0	0						1.50	
6	ME2		4.50	0.00	0	0	0	0	-1						4.50	
7	AC2		4.00	0.13	0	0	1	2	0						4.13	
			22.25												22.37	
Program Components				Factor												
Composition				2.67	3.75	4.00	3.25	4.00	4.00						3.92	
Presentation				2.67	4.00	3.50	3.25	4.25	3.75						3.75	
Skating Skills				2.67	3.75	3.50	3.50	4.25	4.00						3.75	
Judges Total Program Component Score (factored)														30.49		
Deductions:														0.00		
Rank	Name	Nation	Starting Number	Total Segment Score	Total Element Score	Total Program Component Score (factored)	Total Deductions									
6	Team Skadi Mixed Age	POL	4	50.76	23.06	28.70	-1.00									
#	Executed Elements	Info	Base Value	GOE	J1	J2	J3	J4	J5	J6	J7	J8	J9	Ref.	Scores of Panel	
1	NHE3+s1		3.25	-0.22	-1	-2	0	0	-1						3.03	
2	I3+pi2		6.00	-0.20	-1	0	0	-1	0						5.80	
3	PB1		3.50	0.00	0	0	-1	0	0						3.50	
4	TwEB	F	1.50	-0.55	-4	-4	-4	-3	-3						0.95	
5	ME2		4.50	-0.30	-1	0	-2	0	-1						4.20	
6	PaB		1.50	-0.05	-1	0	0	-2	0						1.45	
7	AW2		4.00	0.13	0	0	0	1	1						4.13	
			24.25												23.06	
Program Components				Factor												
Composition				2.67	3.50	4.00	3.25	4.25	3.75						3.75	
Presentation				2.67	3.50	3.75	3.50	3.75	3.75						3.67	
Skating Skills				2.67	3.25	3.50	3.00	3.75	3.25						3.33	
Judges Total Program Component Score (factored)														28.70		
Deductions:			Falls	-1.00	(1)											-1.00



## JUDGES DETAILS PER SKATER

### MIXED AGE FREE SKATING

Rank	Name	Nation	Starting Number	Total Segment Score	Total Element Score	Total Program Component Score (factored)	Total Deductions									
7	Team Ice Stars Mixed Age	HUN	3	48.87	23.29	25.58	0.00									
#	Executed Elements	Info	Base Value	GOE	J1	J2	J3	J4	J5	J6	J7	J8	J9	Ref.	Scores of Panel	
1	Pa1		3.50	0.12	0	0	0	1	1						3.62	
2	NHE3+s1		3.25	-0.65	-2	-2	-2	-2	-1						2.60	
3	AC2		4.00	0.00	-1	0	0	1	0						4.00	
4	I3+piB		3.75	-0.75	-3	-2	-4	-1	0						3.00	
5	TwE1		3.50	-0.93	-2	-3	-3	-3	-2						2.57	
6	PB1		3.50	-0.35	-1	-1	-1	-1	0						3.15	
7	ME2		4.50	-0.15	-1	0	-1	0	1						4.35	
			26.00												23.29	
Program Components			Factor													
Composition			2.67	3.25	3.50	3.00	3.00	3.75								3.25
Presentation			2.67	3.25	3.50	3.00	2.75	3.75								3.25
Skating Skills			2.67	3.00	3.25	2.75	3.25	3.00								3.08
Judges Total Program Component Score (factored)															25.58	
Deductions:															0.00	
Rank	Name	Nation	Starting Number	Total Segment Score	Total Element Score	Total Program Component Score (factored)	Total Deductions									
8	Team Bergen Umbrellas Mixed Age	NOR	1	39.61	17.80	21.81	0.00									
#	Executed Elements	Info	Base Value	GOE	J1	J2	J3	J4	J5	J6	J7	J8	J9	Ref.	Scores of Panel	
1	PB1		3.50	-0.47	-1	-1	-2	-2	-1						3.03	
2	I1+pi2		2.25	-0.15	-1	0	-1	-1	0						2.10	
3	TwE1		3.50	-0.58	-2	-1	-2	-1	-2						2.92	
4	AW2		4.00	-0.13	-1	0	-1	0	0						3.87	
5	ME1		3.00	-0.10	-2	0	-1	0	0						2.90	
6	NHE2+s1		2.00	-0.27	-2	-2	-1	-1	0						1.73	
7	PaB		1.50	-0.25	-2	-1	-2	-2	0						1.25	
			19.75												17.80	
Program Components			Factor													
Composition			2.67	2.75	2.75	2.75	2.50	3.00								2.75
Presentation			2.67	3.00	2.75	2.50	2.25	3.00								2.75
Skating Skills			2.67	2.75	3.00	2.25	2.75	2.50								2.67
Judges Total Program Component Score (factored)															21.81	
Deductions:															0.00	
Rank	Name	Nation	Starting Number	Total Segment Score	Total Element Score	Total Program Component Score (factored)	Total Deductions									
9	Team Bosphorus Mixed Age	TUR	2	29.65	15.72	14.93	-1.00									
#	Executed Elements	Info	Base Value	GOE	J1	J2	J3	J4	J5	J6	J7	J8	J9	Ref.	Scores of Panel	
1	TwEB		1.50	-0.50	-3	-4	-4	-3	-3						1.00	
2	ME2		4.50	-0.90	-2	-2	-2	-1	-2						3.60	
3	Pa2		4.50	-0.90	-2	-2	-3	-2	-1						3.60	
4	PBB		1.50	-0.40	-3	-2	-4	-3	-2						1.10	
5	AW2		4.00	-0.13	-1	0	0	-1	0						3.87	
6	IB+piB		0.50	-0.15	-4	-4	-3	-2	-2						0.35	
7	NHE3+sB		3.00	-0.80	-3	-3	-4	-2	-2						2.20	
			19.50												15.72	
Program Components			Factor													
Composition			2.67	2.25	1.50	1.50	2.00	2.50								1.92
Presentation			2.67	2.00	1.50	1.50	1.75	2.25								1.75
Skating Skills			2.67	1.75	2.00	1.25	2.00	2.25								1.92
Judges Total Program Component Score (factored)															14.93	
Deductions:			Program time violation	-1.00												-1.00



# BUDAPEST CUP, 2026

International Synchronized Skating Competition



## JUDGES DETAILS PER SKATER MIXED AGE FREE SKATING

Legend:							
#	Sequence number	GOE	Grade of Execution	Jx	Judges (x=1-9)	Ref.	Referee
F	Fall						

**BASIC NOVICE**

MET Aréna	21 FEB 2026	16:22	Free Skating
-----------	-------------	-------	--------------

Size of Skating Arena:	30m*60m
Ice Conditions:	very good
Number of Entries:	6
Number of Participants:	6

Entry Withdrawn:
------------------

<b>Free Skating</b>		
Duration:	3:00 +/- 10 seconds	
Segment Factor:	1.00	
Program Component Factors:	Composition	2.67
	Presentation	2.67
	Skating Skills	2.67



## PANEL OF JUDGES

## BASIC NOVICE FREE SKATING

## Officials

Technical Controller	Ms. Jennifer BETTS	ISU
Technical Specialist	Ms. Tanya McGIVERN	ISU
Technical Specialist	Ms. Eszter Katalin VESEI	ISU

## Judges

Referee	Mr. Josip CEROVAC	ISU
Judge No. 1	Ms. Susan MORRISS	CAN
Judge No. 2	Ms. Gyöngyi BERKI-LÉVAI	HUN
Judge No. 3	Ms. Natalia SZCZESNA	POL
Judge No. 4	Ms. Marketa HORKOLOVA	CZE
Judge No. 5	Ms. Elizabeth ALEXANDRE	AUS

## Data/Replay Operator

Data Operator	Ms. Katarina KELSCHOVA	ISU
Replay Operator	Ms. Gabriella BENO	ISU

**STARTING ORDER****BASIC NOVICE FREE SKATING**

Starting Number	Name	Nation
1	Team Ice Stars Basic Novice	HUN
2	Team Magic Basic Novice	HUN
3	Team Passion Basic Novice	HUN
4	Team Colibris Vienna Basic Novice	AUT
5	Team Sapphire Basic Novice	ESP
6	Team Pingvin Basic Novice	HUN



## RESULTS

## BASIC NOVICE

Pl.	Name	Nation	Total Score	FS
1	Team Passion Basic Novice	HUN	56.34	1
2	Team Magic Basic Novice	HUN	47.15	2
3	Team Ice Stars Basic Novice	HUN	43.00	3
4	Team Sapphire Basic Novice	ESP	40.45	4
5	Team Colibris Vienna Basic Novice	AUT	40.23	5
6	Team Pingvin Basic Novice	HUN	38.63	6

Mr. Josip CEROVAC, ISU  
Referee

Ms. Jennifer BETTS, ISU  
Technical Controller

Legend:

FS Free Skating

Pl. Place



## JUDGES DETAILS PER SKATER

### BASIC NOVICE FREE SKATING

Rank	Name	Nation	Starting Number	Total Segment Score	Total Element Score	Total Program Component Score (factored)	Total Deductions								
1	Team Passion Basic Novice	HUN	3	56.34	24.75	31.59	0.00								
#	Executed Elements	Info	Base Value	GOE	J1	J2	J3	J4	J5	J6	J7	J8	J9	Ref.	Scores of Panel
1	SySp1		3.50	0.00	-1	0	1	0	0						3.50
2	ME2		4.50	0.15	0	1	0	1	0						4.65
3	I1+pi3		3.50	0.00	1	0	0	-1	0						3.50
4	B3		3.00	0.20	1	0	0	1	1						3.20
5	AL2		4.00	0.40	1	1	2	1	1						4.40
6	TrE4		5.00	0.50	1	1	0	1	1						5.50
			23.50												24.75
Program Components				Factor											
Composition				2.67	3.75	4.25	4.00	4.25	3.75					4.00	
Presentation				2.67	4.00	4.25	3.75	4.00	4.00					4.00	
Skating Skills				2.67	4.00	4.00	3.50	4.25	3.50					3.83	
Judges Total Program Component Score (factored)															31.59
Deductions:														0.00	

Rank	Name	Nation	Starting Number	Total Segment Score	Total Element Score	Total Program Component Score (factored)	Total Deductions								
2	Team Magic Basic Novice	HUN	2	47.15	22.12	26.03	-1.00								
#	Executed Elements	Info	Base Value	GOE	J1	J2	J3	J4	J5	J6	J7	J8	J9	Ref.	Scores of Panel
1	SySp1		3.50	0.00	0	0	1	0	-2						3.50
2	AL2		4.00	0.27	1	1	1	0	-1						4.27
3	ME2		4.50	-0.45	-1	-1	-1	-1	-2						4.05
4	I3+pi2		6.00	-0.40	0	0	-1	-1	-3						5.60
5	TrE2	F	3.00	-0.90	-2	-3	-3	-3	-4						2.10
6	B3		3.00	-0.40	-1	-1	-2	0	-2						2.60
			24.00												22.12
Program Components				Factor											
Composition				2.67	3.50	3.50	3.75	3.50	2.75					3.50	
Presentation				2.67	3.25	3.50	3.00	3.25	2.50					3.17	
Skating Skills				2.67	3.50	3.25	2.75	3.25	2.75					3.08	
Judges Total Program Component Score (factored)															26.03
Deductions: Falls							-1.00 (2)							-1.00	

Rank	Name	Nation	Starting Number	Total Segment Score	Total Element Score	Total Program Component Score (factored)	Total Deductions								
3	Team Ice Stars Basic Novice	HUN	1	43.00	21.73	22.27	-1.00								
#	Executed Elements	Info	Base Value	GOE	J1	J2	J3	J4	J5	J6	J7	J8	J9	Ref.	Scores of Panel
1	SySp1		3.50	-0.47	-1	-1	-2	-1	-2						3.03
2	I4+pi2	F	6.25	-1.88	-3	-2	-3	-3	-4						4.37
3	B3		3.00	-0.60	-2	-2	-2	-1	-2						2.40
4	ME2		4.50	-0.30	0	0	0	-2	-2						4.20
5	TrE3		4.00	-0.27	-2	0	0	0	-3						3.73
6	AL2		4.00	0.00	0	0	0	0	-1						4.00
			25.25												21.73
Program Components				Factor											
Composition				2.67	3.00	3.00	2.75	3.00	2.50					2.92	
Presentation				2.67	2.75	3.00	2.75	2.50	2.75					2.75	
Skating Skills				2.67	2.75	3.00	2.50	2.75	2.50					2.67	
Judges Total Program Component Score (factored)															22.27
Deductions: Falls							-1.00 (2)							-1.00	



## JUDGES DETAILS PER SKATER

### BASIC NOVICE FREE SKATING

Rank	Name	Nation	Starting Number	Total Segment Score	Total Element Score	Total Program Component Score (factored)	Total Deductions								
4	Team Sapphire Basic Novice	ESP	5	40.45	16.45	24.00	0.00								
#	Executed Elements	Info	Base Value	GOE	J1	J2	J3	J4	J5	J6	J7	J8	J9	Ref.	Scores of Panel
1	SySp1		3.50	-0.23	0	-1	2	-1	-2						3.27
2	AL2		4.00	-0.13	0	0	0	-1	-2						3.87
3	TrE1		2.00	0.00	0	0	0	0	-2						2.00
4	B2		2.00	-0.20	-1	-1	-1	0	-1						1.80
5	ME2		4.50	-0.15	0	-1	0	-1	0						4.35
6	I1+piB		1.25	-0.09	-1	0	0	-1	-2						1.16
			17.25												16.45
Program Components				Factor											
Composition				2.67	3.25	3.25	2.75	3.25	2.25					3.08	
Presentation				2.67	3.25	3.25	2.75	3.25	2.50					3.08	
Skating Skills				2.67	3.50	3.00	2.50	3.00	2.25					2.83	
Judges Total Program Component Score (factored)															24.00
Deductions:														0.00	

Rank	Name	Nation	Starting Number	Total Segment Score	Total Element Score	Total Program Component Score (factored)	Total Deductions								
5	Team Colibris Vienna Basic Novice	AUT	4	40.23	15.99	24.24	0.00								
#	Executed Elements	Info	Base Value	GOE	J1	J2	J3	J4	J5	J6	J7	J8	J9	Ref.	Scores of Panel
1	SySp1		3.50	-0.12	0	0	1	-1	-1						3.38
2	ME		0.00	0.00	-	-	-	-	-						0.00
3	B3		3.00	0.00	0	0	2	0	0						3.00
4	AL2		4.00	0.00	0	0	1	0	-1						4.00
5	I2+pi1		3.25	-0.54	-2	0	-2	-1	-3						2.71
6	TrE2		3.00	-0.10	0	-1	0	0	-1						2.90
			16.75												15.99
Program Components				Factor											
Composition				2.67	3.00	3.50	2.50	3.00	2.50					2.83	
Presentation				2.67	3.25	3.75	2.75	3.25	2.75					3.08	
Skating Skills				2.67	3.75	3.50	2.75	3.25	2.50					3.17	
Judges Total Program Component Score (factored)															24.24
Deductions:														0.00	

Rank	Name	Nation	Starting Number	Total Segment Score	Total Element Score	Total Program Component Score (factored)	Total Deductions								
6	Team Pingvin Basic Novice	HUN	6	38.63	18.29	21.34	-1.00								
#	Executed Elements	Info	Base Value	GOE	J1	J2	J3	J4	J5	J6	J7	J8	J9	Ref.	Scores of Panel
1	ME2		4.50	-0.30	0	0	-1	-1	-3						4.20
2	SySp1		3.50	-0.35	-1	-1	-1	-1	-3						3.15
3	TrE2	F	3.00	-0.70	-2	-2	-2	-3	-3						2.30
4	AL2		4.00	-0.27	-1	0	0	-1	-2						3.73
5	I2+pi1		3.25	-0.54	-2	0	-2	-2	-1						2.71
6	B3	F	3.00	-0.80	-2	-2	-3	-3	-3						2.20
			21.25												18.29
Program Components				Factor											
Composition				2.67	3.25	3.25	2.50	2.75	2.50					2.83	
Presentation				2.67	2.75	3.25	2.50	2.50	2.25					2.58	
Skating Skills				2.67	3.00	3.00	2.00	2.50	2.25					2.58	
Judges Total Program Component Score (factored)															21.34
Deductions:			Falls	-1.00 (2)										-1.00	

Legend:							
#	Sequence number	GOE	Grade of Execution	Jx	Judges (x=1-9)	Ref.	Referee
F	Fall						

**PRE-JUVENILE**

MET Aréna	22 FEB 2026	15:52	Free Skating
-----------	-------------	-------	--------------

Size of Skating Arena:	30m*60m
Ice Conditions:	very good
Number of Entries:	8
Number of Participants:	8

Entry Withdrawn:
------------------

<b>Free Skating</b>		
Duration:	3:00 +/- 10 seconds	
Segment Factor:	1.00	
Program Component Factors:	Composition	2.67
	Presentation	2.67
	Skating Skills	2.67



## PANEL OF JUDGES

## PRE-JUVENILE FREE SKATING

## Officials

Technical Controller	Ms. Eszter Katalin VESEI	ISU
Technical Specialist	Ms. Aleksandra SZYMANEK	ISU
Technical Specialist	Ms. Tanya McGIVERN	ISU

## Judges

Referee	Mr. Josip CEROVAC	ISU
Judge No. 1	Ms. Dora HOROVITZ	HUN
Judge No. 2	Ms. Natalia SZCZESNA	POL
Judge No. 3	Ms. Marketa HORKOLOVA	CZE
Judge No. 4	Ms. Susan MORRISS	CAN
Judge No. 5	Ms. Elizabeth ALEXANDRE	AUS

## Data/Replay Operator

Data Operator	Ms. Katarina KELSCHOVA	ISU
Replay Operator	Ms. Gabriella BENO	ISU

**STARTING ORDER****PRE-JUVENILE FREE SKATING**

Starting Number	Name	Nation
1	Team Skating Graces Pre-Juvenile	GER
2	Team Zempléni Angyalok Pre-Juvenile	HUN
3	Team Passion Pre-Juvenile	HUN
4	Team Magic Pre-Juvenile	HUN
5	Team Le Soleil A Pre-Juvenile	POL
6	Team Zagreb Snowflakes Pre-Juvenile	CRO
7	Team BudaSkate Pre-Juvenile	HUN
8	Team Pingvin Pre-Juvenile	HUN



## RESULTS

## PRE-JUVENILE

Pl.	Name	Nation	Total Score	FS
1	Team Zempléni Angyalok Pre-Juvenile	HUN	33.36	1
2	Team Le Soleil A Pre-Juvenile	POL	32.56	2
3	Team Passion Pre-Juvenile	HUN	29.84	3
4	Team Skating Graces Pre-Juvenile	GER	25.89	4
5	Team Pingvin Pre-Juvenile	HUN	25.04	5
6	Team BudaSkate Pre-Juvenile	HUN	23.36	6
7	Team Zagreb Snowflakes Pre-Juvenile	CRO	22.18	7
8	Team Magic Pre-Juvenile	HUN	20.85	8

Mr. Josip CEROVAC, ISU  
Referee

Ms. Eszter Katalin VESEI, ISU  
Technical Controller

Legend:

FS Free Skating

Pl. Place



## JUDGES DETAILS PER SKATER

### PRE-JUVENILE FREE SKATING

Rank	Name	Nation	Starting Number	Total Segment Score	Total Element Score	Total Program Component Score (factored)	Total Deductions								
1	Team Zempléni Angyalok Pre-Juvenile	HUN	2	33.36	14.57	19.79	-1.00								
#	Executed Elements	Info	Base Value	GOE	J1	J2	J3	J4	J5	J6	J7	J8	J9	Ref.	Scores of Panel
1	AL2		4.00	-0.40	0	-2	-1	-1	-1						3.60
2	SySp1		3.50	-0.47	0	-1	-2	-1	-2						3.03
3	I2+piB	Fx	2.75	-1.38	-5	-5	-5	-5	-5						1.37
4	TrE2		3.00	-0.60	-2	-2	-2	-3	-2						2.40
5	B2		2.00	-0.33	-1	-1	-2	-2	-2						1.67
6	ME1		3.00	-0.50	-1	-1	-2	-2	-2						2.50
			18.25												14.57
Program Components				Factor											
Composition				2.67	2.50	3.00	2.25	2.25	3.25					2.58	
Presentation				2.67	2.75	2.75	2.00	2.50	2.50					2.58	
Skating Skills				2.67	2.50	2.50	2.00	2.00	2.25					2.25	
Judges Total Program Component Score (factored)															19.79
Deductions: Falls				-1.00 (2)											-1.00

Rank	Name	Nation	Starting Number	Total Segment Score	Total Element Score	Total Program Component Score (factored)	Total Deductions								
2	Team Le Soleil A Pre-Juvenile	POL	5	32.56	14.08	18.48	0.00								
#	Executed Elements	Info	Base Value	GOE	J1	J2	J3	J4	J5	J6	J7	J8	J9	Ref.	Scores of Panel
1	SySp1		3.50	-0.23	0	0	-1	-1	-2						3.27
2	B2		2.00	0.00	0	-1	0	0	0						2.00
3	ME1		3.00	-0.30	0	-1	-1	-1	-1						2.70
4	AL2		4.00	-0.40	1	-1	-1	-1	-1						3.60
5	I1+piB		1.25	-0.34	-2	-2	-3	-3	-4						0.91
6	TrE1		2.00	-0.40	-2	-2	-2	-1	-2						1.60
			15.75												14.08
Program Components				Factor											
Composition				2.67	3.00	2.00	2.50	2.25	2.00					2.25	
Presentation				2.67	3.00	2.25	2.75	2.25	2.25					2.42	
Skating Skills				2.67	2.50	1.75	2.50	2.00	2.25					2.25	
Judges Total Program Component Score (factored)															18.48
Deductions: Costume/Prop violation				(1 of 6)											0.00

Rank	Name	Nation	Starting Number	Total Segment Score	Total Element Score	Total Program Component Score (factored)	Total Deductions								
3	Team Passion Pre-Juvenile	HUN	3	29.84	12.58	18.26	-1.00								
#	Executed Elements	Info	Base Value	GOE	J1	J2	J3	J4	J5	J6	J7	J8	J9	Ref.	Scores of Panel
1	AL2		4.00	0.00	1	0	0	0	0						4.00
2	B2	F	2.00	-0.60	-3	-3	-3	-3	-4						1.40
3	TrE1		2.00	-0.27	-1	-1	-2	-1	-2						1.73
4	IB+piB		0.50	-0.08	-2	-1	-2	-1	-2						0.42
5	ME1		3.00	-0.30	-1	-1	-1	-1	-2						2.70
6	SySp1	F	3.50	-1.17	-2	-3	-3	-4	-5						2.33
			15.00												12.58
Program Components				Factor											
Composition				2.67	3.00	2.50	2.50	2.00	2.25					2.42	
Presentation				2.67	3.00	2.50	2.25	1.75	2.00					2.25	
Skating Skills				2.67	2.75	2.00	2.50	2.00	2.00					2.17	
Judges Total Program Component Score (factored)															18.26
Deductions: Falls				-1.00 (2)											-1.00



## JUDGES DETAILS PER SKATER

### PRE-JUVENILE FREE SKATING

Rank	Name	Nation	Starting Number	Total Segment Score	Total Element Score	Total Program Component Score (factored)	Total Deductions								
4	Team Skating Graces Pre-Juvenile	GER	1	25.89	10.80	15.59	-0.50								
#	Executed Elements	Info	Base Value	GOE	J1	J2	J3	J4	J5	J6	J7	J8	J9	Ref.	Scores of Panel
1	ME2		4.50	-1.20	-2	-3	-2	-3	-3						3.30
2	SySpB		1.50	-0.25	-1	-1	-2	-2	-4						1.25
3	IB+piB	F	0.50	-0.25	-5	-5	-5	-5	-5						0.25
4	B2		2.00	-0.40	-1	-1	-2	-3	-3						1.60
5	AL2		4.00	-0.40	0	0	-1	-2	-2						3.60
6	TrEB		1.00	-0.20	-1	-1	-3	-3	-2						0.80
			13.50												10.80
Program Components				Factor											
Composition				2.67	2.50	2.50	2.00	2.00	1.75					2.17	
Presentation				2.67	2.00	2.50	1.75	1.50	1.50					1.75	
Skating Skills				2.67	2.00	2.25	2.00	1.75	1.75					1.92	
Judges Total Program Component Score (factored)															15.59
Deductions: Falls				-0.50 (1)											-0.50

Rank	Name	Nation	Starting Number	Total Segment Score	Total Element Score	Total Program Component Score (factored)	Total Deductions								
5	Team Pingvin Pre-Juvenile	HUN	8	25.04	9.23	15.81	0.00								
#	Executed Elements	Info	Base Value	GOE	J1	J2	J3	J4	J5	J6	J7	J8	J9	Ref.	Scores of Panel
1	SySp		0.00	0.00	-	-	-	-	-						0.00
2	TrEB		1.00	-0.20	-2	-3	-2	-1	-2						0.80
3	B1		1.50	-0.15	0	0	-1	-2	-2						1.35
4	IB+piB		0.50	-0.05	-1	-1	-1	-1	-2						0.45
5	AL2		4.00	-0.27	0	0	-1	-1	-2						3.73
6	ME1		3.00	-0.10	0	0	-1	0	-2						2.90
			10.00												9.23
Program Components				Factor											
Composition				2.67	2.50	2.00	1.75	1.50	2.00					1.92	
Presentation				2.67	2.75	2.00	2.00	1.75	2.25					2.08	
Skating Skills				2.67	2.50	2.00	1.50	1.75	2.00					1.92	
Judges Total Program Component Score (factored)															15.81
Deductions:															0.00

Rank	Name	Nation	Starting Number	Total Segment Score	Total Element Score	Total Program Component Score (factored)	Total Deductions								
6	Team BudaSkate Pre-Juvenile	HUN	7	23.36	8.30	15.56	-0.50								
#	Executed Elements	Info	Base Value	GOE	J1	J2	J3	J4	J5	J6	J7	J8	J9	Ref.	Scores of Panel
1	SySpB		1.50	-0.35	-2	-2	-3	-2	-3						1.15
2	ME1		3.00	-0.50	-1	-1	-2	-2	-2						2.50
3	B2		2.00	-0.40	-1	-2	-2	-2	-2						1.60
4	AL1		2.50	-0.50	-1	-3	-1	-2	-3						2.00
5	IB+pi		0.25	0.00	0	0	-1	0	0						0.25
6	TrEB		1.00	-0.20	-2	-2	-3	-2	-1						0.80
			10.25												8.30
Program Components				Factor											
Composition				2.67	3.00	2.25	2.00	2.00	1.50					2.08	
Presentation				2.67	2.75	2.00	1.75	2.00	2.00					2.00	
Skating Skills				2.67	2.50	1.75	1.50	1.75	1.75					1.75	
Judges Total Program Component Score (factored)															15.56
Deductions: Falls				-0.50 (1)											-0.50



## JUDGES DETAILS PER SKATER

### PRE-JUVENILE FREE SKATING

Rank	Name	Nation	Starting Number	Total Segment Score	Total Element Score	Total Program Component Score (factored)	Total Deductions									
7	Team Zagreb Snowflakes Pre-Juvenile	CRO	6	22.18	8.62	13.56	0.00									
#	Executed Elements	Info	Base Value	GOE	J1	J2	J3	J4	J5	J6	J7	J8	J9	Ref.	Scores of Panel	
1	AL2		4.00	-0.40	0	-1	-1	-1	-1						3.60	
2	TrEB		1.00	-0.23	-2	-2	-3	-2	-3						0.77	
3	B2		2.00	-0.33	-1	-1	-2	-2	-3						1.67	
4	SySpB		1.50	-0.30	-3	-2	-2	-2	-2						1.20	
5	IB+piB		0.50	-0.17	-2	-2	-4	-4	-4						0.33	
6	MEB		1.50	-0.45	-3	-3	-2	-3	-3						1.05	
			10.50												8.62	
Program Components				Factor												
Composition				2.67	2.00	1.50	1.75	1.75	1.75							1.75
Presentation				2.67	2.00	1.75	1.75	1.75	1.75							1.75
Skating Skills				2.67	1.75	1.50	1.50	1.75	1.50							1.58
Judges Total Program Component Score (factored)																13.56
Deductions:															0.00	
Rank	Name	Nation	Starting Number	Total Segment Score	Total Element Score	Total Program Component Score (factored)	Total Deductions									
8	Team Magic Pre-Juvenile	HUN	4	20.85	8.09	14.26	-1.50									
#	Executed Elements	Info	Base Value	GOE	J1	J2	J3	J4	J5	J6	J7	J8	J9	Ref.	Scores of Panel	
1	TrEB		1.00	-0.23	-2	-3	-2	-1	-3						0.77	
2	SySpB		1.50	-0.30	-1	-2	-2	-2	-3						1.20	
3	ME1	F	3.00	-0.90	-3	-3	-3	-3	-4						2.10	
4	B2		2.00	-0.33	0	-2	-1	-2	-2						1.67	
5	IB+piB		0.50	-0.15	-3	-4	-3	-3	-3						0.35	
6	AL2	Fx	4.00	-2.00	-5	-5	-5	-4	-5						2.00	
			12.00												8.09	
Program Components				Factor												
Composition				2.67	2.50	2.00	2.25	1.50	1.50							1.92
Presentation				2.67	2.25	1.75	1.75	1.25	1.50							1.67
Skating Skills				2.67	2.25	1.75	2.00	1.25	1.50							1.75
Judges Total Program Component Score (factored)																14.26
Deductions: Falls				-1.50	(3)										-1.50	

Legend:							
#	Sequence number	GOE	Grade of Execution	Jx	Judges (x=1-9)	Ref.	Referee
F	Fall	Fx	Fall > 1				

**JUVENILE**

MET Aréna	21 FEB 2026	17:11	Free Skating
-----------	-------------	-------	--------------

Size of Skating Arena:	30m*60m
Ice Conditions:	very good
Number of Entries:	6
Number of Participants:	6

Entry Withdrawn:
------------------

<b>Free Skating</b>		
Duration:	3:00 +/- 10 seconds	
Segment Factor:	1.00	
Program Component Factors:	Composition	2.67
	Presentation	2.67
	Skating Skills	2.67



PANEL OF JUDGES  
JUVENILE FREE SKATING

Officials

Technical Controller	Ms. Eszter Katalin VESEI	ISU
Technical Specialist	Ms. Aleksandra SZYMANEK	ISU
Technical Specialist	Ms. Jennifer BETTS	ISU

Judges

Referee	Mr. Josip CEROVAC	ISU
Judge No. 1	Ms. Marketa HORKOLOVA	CZE
Judge No. 2	Ms. Susan MORRISS	CAN
Judge No. 3	Ms. Elizabeth ALEXANDRE	AUS
Judge No. 4	Ms. Natalia SZCZESNA	POL
Judge No. 5	Ms. Dora HOROVITZ	HUN

Data/Replay Operator

Data Operator	Ms. Katarina KELSCHOVA	ISU
Replay Operator	Ms. Gabriella BENO	ISU

RESULTS  
JUVENILE

Pl.	Name	Nation	Total Score	FS
1	Team Passion Juvenile	HUN	51.32	1
2	Team Magic Juvenile	HUN	42.94	2
3	Team BudaSkate Juvenile	HUN	40.94	3
4	Team Frostwork DVTK Juvenile	HUN	38.61	4
5	Team Pingvin Juvenile	HUN	33.75	5
6	Team Sweet Mozart Juvenile	AUT	32.98	6

Mr. Josip CEROVAC, ISU  
Referee

Ms. Eszter Katalin VESEI, ISU  
Technical Controller

Legend:

FS Free Skating

Pl. Place

**STARTING ORDER****JUVENILE FREE SKATING**

Starting Number	Name	Nation
1	Team Passion Juvenile	HUN
2	Team Magic Juvenile	HUN
3	Team Frostwork DVTK Juvenile	HUN
4	Team Sweet Mozart Juvenile	AUT
5	Team Pingvin Juvenile	HUN
6	Team BudaSkate Juvenile	HUN



## JUDGES DETAILS PER SKATER

### JUVENILE FREE SKATING

Rank	Name	Nation	Starting Number	Total Segment Score	Total Element Score	Total Program Component Score (factored)	Total Deductions								
1	Team Passion Juvenile	HUN	1	51.32	24.16	27.16	0.00								
#	Executed Elements	Info	Base Value	GOE	J1	J2	J3	J4	J5	J6	J7	J8	J9	Ref.	Scores of Panel
1	AL2		4.00	0.53	1	1	1	2	2						4.53
2	B3		3.00	0.00	1	0	0	0	0						3.00
3	I2+pi2		4.75	0.00	0	0	0	0	1						4.75
4	ME2		4.50	0.00	0	0	0	0	1						4.50
5	TrE3		4.00	0.00	0	0	0	0	1						4.00
6	SySp1		3.50	-0.12	-1	0	-2	1	0						3.38
			23.75												24.16
Program Components				Factor											
Composition				2.67	3.75	3.00	3.50	3.50	3.50					3.50	
Presentation				2.67	3.75	2.75	3.25	3.50	3.75					3.50	
Skating Skills				2.67	3.50	3.00	3.25	3.00	3.25					3.17	
Judges Total Program Component Score (factored)															27.16
Deductions:														0.00	

Rank	Name	Nation	Starting Number	Total Segment Score	Total Element Score	Total Program Component Score (factored)	Total Deductions								
2	Team Magic Juvenile	HUN	2	42.94	21.17	22.27	-0.50								
#	Executed Elements	Info	Base Value	GOE	J1	J2	J3	J4	J5	J6	J7	J8	J9	Ref.	Scores of Panel
1	TrE2		3.00	0.00	0	0	-1	1	0						3.00
2	ME2		4.50	0.00	0	0	-1	0	0						4.50
3	SySp1		3.50	-0.23	-1	-1	-2	1	0						3.27
4	I3+pi1	F	5.00	-1.50	-3	-2	-4	-4	-2						3.50
5	AL2		4.00	0.00	0	0	-1	0	1						4.00
6	B3		3.00	-0.10	-1	0	0	-1	0						2.90
			23.00												21.17
Program Components				Factor											
Composition				2.67	3.00	2.75	3.00	2.75	3.00					2.92	
Presentation				2.67	2.75	2.75	3.00	2.75	2.75					2.75	
Skating Skills				2.67	2.75	2.75	2.75	2.50	2.50					2.67	
Judges Total Program Component Score (factored)															22.27
Deductions: Falls							-0.50 (1)							-0.50	

Rank	Name	Nation	Starting Number	Total Segment Score	Total Element Score	Total Program Component Score (factored)	Total Deductions								
3	Team BudaSkate Juvenile	HUN	6	40.94	21.41	20.03	-0.50								
#	Executed Elements	Info	Base Value	GOE	J1	J2	J3	J4	J5	J6	J7	J8	J9	Ref.	Scores of Panel
1	SySp1		3.50	-0.47	-1	-2	-3	-1	1						3.03
2	B3		3.00	-0.30	-1	-1	-1	-1	-1						2.70
3	ME2		4.50	-0.15	0	-1	-2	1	0						4.35
4	I3+pi2		6.00	-0.60	-1	-2	-2	0	0						5.40
5	TrE2	F	3.00	-0.80	-3	-3	-5	-2	-2						2.20
6	AL2		4.00	-0.27	-1	-1	-2	0	0						3.73
			24.00												21.41
Program Components				Factor											
Composition				2.67	2.75	2.25	2.25	2.50	3.00					2.50	
Presentation				2.67	2.75	2.25	2.25	2.75	2.75					2.58	
Skating Skills				2.67	2.50	2.50	2.25	2.25	2.50					2.42	
Judges Total Program Component Score (factored)															20.03
Deductions: Falls							-0.50 (1)							-0.50	



## JUDGES DETAILS PER SKATER

## JUVENILE FREE SKATING

Rank	Name	Nation	Starting Number	Total Segment Score	Total Element Score	Total Program Component Score (factored)	Total Deductions								
4	Team Frostwork DVTK Juvenile	HUN	3	38.61	18.13	20.48	0.00								
#	Executed Elements	Info	Base Value	GOE	J1	J2	J3	J4	J5	J6	J7	J8	J9	Ref.	Scores of Panel
1	I3+piB		3.75	-0.75	-3	-2	-4	0	-1						3.00
2	AL2		4.00	-0.27	-1	-1	-1	0	0						3.73
3	SySp1		3.50	0.00	-1	0	-1	1	1						3.50
4	ME1		3.00	-0.60	-2	-2	-4	-2	-1						2.40
5	B3		3.00	-0.40	-1	-1	-2	-2	-1						2.60
6	TrE2		3.00	-0.10	0	-1	-1	1	0						2.90
			20.25												18.13
Program Components				Factor											
Composition				2.67	2.75	2.50	2.50	3.00	3.00					2.75	
Presentation				2.67	2.50	2.50	2.50	3.00	2.50					2.50	
Skating Skills				2.67	2.25	2.25	2.50	2.75	2.50					2.42	
Judges Total Program Component Score (factored)															20.48
Deductions:														0.00	

Rank	Name	Nation	Starting Number	Total Segment Score	Total Element Score	Total Program Component Score (factored)	Total Deductions								
5	Team Pingvin Juvenile	HUN	5	33.75	15.39	19.36	-1.00								
#	Executed Elements	Info	Base Value	GOE	J1	J2	J3	J4	J5	J6	J7	J8	J9	Ref.	Scores of Panel
1	AL2		4.00	0.00	-1	1	0	0	0						4.00
2	TrE1		2.00	-0.07	-1	0	-2	0	0						1.93
3	I2+piB		2.75	-0.37	-2	-2	-1	-1	0						2.38
4	B2		2.00	-0.27	-2	-1	0	-1	-2						1.73
5	SySpB		1.50	-0.20	-2	-1	-2	-1	-1						1.30
6	ME2		4.50	-0.45	-1	-1	-3	-1	-1						4.05
			16.75												15.39
Program Components				Factor											
Composition				2.67	2.75	2.25	2.75	2.25	2.50					2.50	
Presentation				2.67	2.50	2.00	2.75	2.50	2.25					2.42	
Skating Skills				2.67	2.50	2.25	2.50	2.00	2.25					2.33	
Judges Total Program Component Score (factored)															19.36
Deductions: Falls							-1.00 (2)							-1.00	

Rank	Name	Nation	Starting Number	Total Segment Score	Total Element Score	Total Program Component Score (factored)	Total Deductions								
6	Team Sweet Mozart Juvenile	AUT	4	32.98	14.36	19.12	-0.50								
#	Executed Elements	Info	Base Value	GOE	J1	J2	J3	J4	J5	J6	J7	J8	J9	Ref.	Scores of Panel
1	AL2		4.00	-0.40	-1	0	-3	-2	0						3.60
2	B2		2.00	-0.27	-1	-2	-2	-1	-1						1.73
3	ME1	F	3.00	-0.90	-3	-3	-5	-3	-2						2.10
4	SySp1		3.50	-0.70	-3	-2	-3	-1	-1						2.80
5	I2+pi1		3.25	-0.65	-2	-1	-2	-2	-2						2.60
6	TrE1		2.00	-0.47	-2	-2	-3	-3	-2						1.53
			17.75												14.36
Program Components				Factor											
Composition				2.67	2.50	2.50	2.50	2.75	2.50					2.50	
Presentation				2.67	2.50	2.25	2.25	2.50	2.25					2.33	
Skating Skills				2.67	2.25	2.50	2.50	2.25	2.00					2.33	
Judges Total Program Component Score (factored)															19.12
Deductions: Falls							-0.50 (1)							-0.50	

Legend:							
#	Sequence number	GOE	Grade of Execution	Jx	Judges (x=1-9)	Ref.	Referee
F	Fall						