



30 èmes
INTERNATIONAUX DE FRANCE
DE PATINAGE ARTISTIQUE
SYNCHRONISÉ

ISU CHALLENGER SERIES

French Cup
2025

31 JANVIER
01 FÉVRIER

ROUEN
PATINOIRE OLYMPIQUE
DE L'ÎLE LACROIX

VENTE DE BILLETS
EN LIGNE SUR
WWW.FRENHCUP.FR

PLUS D'INFOS AU
07 67 81 67 00

SUIVEZ LE LIVE
#FRENHCUP2025

Création et réalisation © J. J. J. / 31 Janvier 2025





Dear friends,

It's with great pleasure and pride that I welcome you to the 30th edition of the French Cup, a not-to-be-missed event for all synchronized figure skating fans.

Since its creation, the French Cup has continued to evolve, becoming a benchmark international competition, bringing together talented teams from the four corners of the globe. Once again this year, we'll have the privilege of admiring exceptional performances, reflecting the hard work, passion and excellence that drive each athlete and coach.



But this 30th edition is also an opportunity to celebrate three decades of unforgettable moments: sporting prowess, shared emotions and an ever-stronger community. We owe what we've achieved to all of you: athletes, volunteers, partners, spectators and lovers of sport. Your unfailing support brings the French Cup to life year after year.

A special thanks to our partners, whose commitment helps make this event a success, and to the organizing teams, who work with passion to offer you a show that lives up to your expectations.

Together, let's celebrate this 30th edition as it should be, in a spirit of conviviality, self-improvement and fair play. May this French Cup 2025 remain engraved in your memories as an exceptional moment!

I wish you all a competition rich in emotion, and an unforgettable experience.

Sportingly,

Grégory BRANCO

President of the French Cup



Honorary Committee

Mrs Valérie FOURNEYRON	:	Former Minister for Sport and Youth and Member of Parliament for Seine-Maritime President of the Independent Testing Authority of the World Anti-Doping Agency
Mr Jean-Benoît ALBERTINI	:	Prefect of the Normandy Region and Prefect of Seine-Maritime
Mr Nicolas MAYER-ROSSIGNOL	:	Mayor of Rouen and President of Métropole Rouen Normandie
Mr David LAMIRAY	:	Vice-President of Métropole Rouen Normandie - responsible for Culture and Sport
Mrs Sarah VAUZELLE	:	Town Councilor in charge of Sports, Youth and Student Life
Mr Bertrand BELLANGER	:	Chairman of the Seine-Maritime Department
Mr Hervé MORIN	:	Chairman of the Normandy Region
Mrs Sylvie MOUYON-PORTE	:	Regional and Departmental Director of Youth, Sport and Social Cohesion for Normandy
Mr Kim JAE-YOUL	:	President of the International Skating Union – ISU
Mr Philippe MAITROT	:	Chairman of the ISU Synchronized Figure Skating Technical Committee
Mrs Gwenaëlle NOURY	:	President of the French Ice Sports Federation
Mrs Monique GEORGELIN	:	Honorary President of the French Cup
Mr Laurent MOREAU	:	Chairman of the FFSG National Synchronized Figure Skating Commission, Normandy League
Mr Pascal HENRY	:	President of the Normandy Skating League
Mr Grégory BRANCO	:	President of the French Cup
Mr Nicolas PAYSANT	:	President of the Rouen Olympic Club
Mr Didier LODIEU	:	Honorary Chairman of Rouen Olympic Club



Organizing Committee

Ms Gwenaëlle NOURY	:	President of the French Ice Sports Federation
Mr Pascal HENRY	:	President of the Normandy Skating League
Mr Grégory BRANCQ	:	President of the French Cup
Mr Nicolas PAYSANT	:	President of the Rouen Olympic Club
Mr Eddy EL FEGHALI	:	General Treasurer
Ms Anne-Sophie DRUET- AVISSE	:	Organization Event
Ms Julie BRANCQ	:	Organization Event
Ms Sylvie COUPEZ	:	Secretariat, Podium ceremony
Ms Christine PICALET	:	Secretariat, Podium ceremony
Ms Elisabeth COGNET	:	Accreditation, team reception
Ms Sylvie HELENE	:	Accreditation, team reception
Ms Leopoldine DEHEINZELIN	:	Schedules
Mr Didier MANIN	:	Transport
Ms Julie BRANCQ	:	Judges' room
Ms Céline EL FEGHALI	:	VIP
Ms Sophie MORISSE	:	Deputy VIP
Mr Hervé CHEVAL-LOPEZ	:	Head of volunteers
Mr Claude LEVESQUE	:	Deputy head of volunteers



Mr Guillaume RIBERON : Deputy head of volunteers

Mr Karim
BENCHAKROUNE : French speaker

Ms Joanna AMOCH : English speaker

Mr François ARMENGOL : Music

Mr Grégory BRANCO : Webmaster

Mr Franck PRIEUR : Catering

Ms Fabienne ROSEE : Refreshment bar

Ms Leslie PASQUIER : Changing room

Ms Victoire GEIGER : Changing room

Mr Laurent DEHAIS : Press relations - Lap and podium management

Mr Marc ROIG : MARK'EVENTS / Partners

Mr Sébastien NOBLET : MARK'EVENTS / Partners

Ms Sophie LANGE : Data processing

Mr Jean-Marie MASSOT : Data processing

Mr Laurent MOREAU : Camera



Panels of Officials

ADVANCED NOVICE

Referee	Nina BISCHOFF	ISU
Technical controller	Karen ROBERTSON	ISU
Technical specialist	Ida HELLSTRÖM	ISU
Technical specialist	Valerie ARSA	ISU
Data Operator	Xander GIJTENBEEK	ISU
Video Operator	Lionel AVOT	ISU
Judge	Elizabeth ALEXANDRE	AUS
Judge	Andrew BOSCO	CAN
Judge	Tuija TOIVAKAINEN	FIN
Judge	Oceane CHEFFRE	FRA
Judge	Noemie STIPKOVITS	HUN
Judge	Laura CICERI	ITA
Judge	Natalia SZCZESNA	POL
Judge	Karen SHERR	USA

JUNIOR

Referee	Nina BISCHOFF	ISU
Technical controller	Philippe MAITROT	ISU
Technical specialist	Romy JASTER	ISU
Technical specialist	Anna GIACOMELLI	ISU
Data Operator	Lionel AVOT	ISU
Video Operator	Xander GIJTENBEEK	ISU
Judge	Andrew BOSCO	CAN
Judge	Tuija TOIVAKAINEN	FIN
Judge	Natacha PONTONNIER	FRA
Judge	Laura CICERI	ITA
Judge	Natalia SZCZESNA	POL
Judge	Christelle ROOS	SUI
Judge	Moa NORMAN	SWE
Judge	Karen SHERR	USA



SENIOR

Referee	Loïs LONG	ISU
Technical controller	Karen ROBERTSON	ISU
Technical specialist	Ida HELLSTRÖM	ISU
Technical specialist	Valerie ARSA	ISU
Data Operator	Xander GIJTENBEEK	ISU
Video Operator	Lionel AVOT	ISU
Judge	Elizabeth ALEXANDRE	AUS
Judge	Andrew BOSCO	CAN
Judge	Tuija TOIVAKAINEN	FIN
Judge	Christophe JAILLET	FRA
Judge	Noemie STIPKOVITS	HUN
Judge	Laura CICERI	ITA
Judge	Natalia SZCZESNA	POL
Judge	Christelle ROOS	SUI
Judge	Karen SHERR	USA

Assistant Ice Level : Marielle SARTRE

Accountants

Ms Sophie LANGE

Mr Jean Marie MASSOT



French Cup Entries

ISU French Cup ENTRIES

ISU Advanced Novice

1	FIN	Team Dynamique
2	FIN	Finettes
3	FIN	Valley Bay Synchronics
4	FRA	Chrysalides

ISU CS French Cup ENTRIES

ISU Junior

1	AUS	Team Iceskateers Elite Junior
2	CAN	Team Ice Ignite Junior
3	CAN	Team Nova Junior
4	ESP	Team Mirum Junior
5	FIN	Team Fintastic Junior
6	FIN	Team Valley bay Synchro Junior
7	FRA	Team Black Diam's Junior
8	FRA	Team Flammes Junior
9	FRA	Team Jeanne d'Arc Junior
10	FRA	Team Odyssée Junior
11	FRA	Team Salamandres Junior
12	GBR	Team Solways Star Junior
13	ITA	Team Ladybirds Junior
14	POL	Team Ice Fire Junior
15	SUI	Team Cool Dreams Junior
16	SWE	Team Moonlights Junior
17	SWE	Team Seaside Junior
18	TUR	Team Elite Junior
19	USA	Team Fond du Lac Blades Junior
20	USA	Team Team Lexettes Junior

ISU Senior

1	AUS	Team Ice Storm
2	CAN	Team Nexxice
3	ESP	Team Fusion
4	FIN	Team Marigold Ice Unity
5	FIN	Team Unique
6	FRA	Team Zoulous
7	GER	Team United Angels
8	HUN	Team Passion
9	ITA	Team Hot Shivers
10	ITA	Team Ice On Fire
11	POL	Team Ice Fire

CS FRENCH CUP 2025

NUMBER OF ENTRIES BY NOC

NOC	Synchronized Skating
AUS - Australia	2
CAN - Canada	3
ESP - Spain	2
FIN - Finland	7
FRA - France	7
GBR - Great Britain	1
GER - Germany	1
HUN - Hungary	1
ITA - Italy	3
POL - Poland	2
SUI - Switzerland	1
SWE - Sweden	2
TUR - Turkiye	1
USA - United States of America	2
Total entries	35
Total NOCs	14

CS FRENCH CUP 2025
EVENT REPORT OFFICIALS

Referee	Ms. Nina BISCHOFF	ISU
	Ms. Lois LONG	ISU
	Ms. Petra TYRBO	SWE
Judge	Ms. Elizabeth ALEXANDRE	AUS
	Mr. Andrew BOSCO	CAN
	Ms. Oceane CHEFFRE	FRA
	Ms. Laura CICERI	ITA
	Ms. Dora HOROVITZ	HUN
	Mr. Christophe JAILLET	FRA
	Ms. Sanna KOHI	FIN
	Mr. Dann KRUEGER	USA
	Ms. Moa NORMAN	SWE
	Ms. Natacha PONTONNIER	FRA
	Ms. Christelle ROOS	SUI
	Ms. Karin SHERR	USA
	Ms. Noemi STIPKOVITS	HUN
	Ms. Natalia SZCZESNA	POL
	Mr. Walter TOIGO	ITA
Ms. Tuija TOIVAKAINEN	FIN	
Ms. Anna VAALASRANTA	FIN	
Ms. Eszter Katalin VESEI	HUN	
Technical Controller	Mr. Philippe MAITROT	ISU
	Ms. Karen ROBERTSON	ISU
Technical Specialist	Ms. Valerie ARSA BALLESTER	ISU
	Ms. Anna GIACOMELLI	ISU
	Ms. Ida HELLSTRÖM	ISU
	Ms. Romy JASTER	ISU
Data/Replay Operator	Mr. Lionel AVOT	ISU
	Mr. Xander GIJTENBEEK	ISU

CS FRENCH CUP 2025

COMPETITION SCHEDULE

Date	Start Time	Finish Time	No. of Entries	Category	Segment	Resurfacing	Performance	Judging First	Judging Last
31.01.2025									
	15:00:00	15:44:20	4	Advanced Novice Synchronized Skating	Free Skating	00:15:00	00:03:00	00:03:20	00:03:20
	17:00:00	20:10:00	20	Junior Synchronized Skating	Short Program	00:15:00	00:02:50	00:02:40	00:02:40
	21:00:00	22:26:30	11	Synchronized Skating	Short Program	00:15:00	00:02:50	00:02:40	00:02:40
01.02.2025									
	15:15:00	18:51:40	20	Junior Synchronized Skating	Free Skating	00:15:00	00:03:30	00:03:20	00:03:20
	20:30:00	22:31:40	11	Synchronized Skating	Free Skating	00:15:00	00:04:00	00:03:20	00:03:20

CS FRENCH CUP 2025

ADVANCED NOVICE SYNCHRONIZED SKATING

Patinoire Olympique de l Ile	31 JAN 2025	15:00	Free Skating
-------------------------------------	-------------	-------	--------------

Lacroix

Size of Skating Arena:	30m*60m
Ice Conditions:	very good
Number of Entries:	4
Number of Participants:	4

Entry Withdrawn:

Free Skating	
Duration:	3:00 +/- 10 seconds
Segment Factor:	1.00
Program Component Factors:	Composition
	Presentation
	Skating Skills

CS French Cup 2025

CALCULATION SETUP VERIFICATION FOR REFEREE

Category Advanced Novice Synchronized Skating

Event parameter

Software Version	1.8.9.0	Competition Type	International Competition
Elm Xml Version	2425.2	Calculation	ISU Judging System
Sys Elm Xml Version	2425.0	Trimmed Mean	Starts With 5 Judges
		Verification Rules Season	2024-2025

Category parameter

Category type	Synchronized Skating	Level	Advanced Novice
Gender	Mixed		

Segment Free Skating

General segment factor	1.00	checksum element table:	69e2b71446ec8bfc2e8be52d6aa09fe0	
Credit for highlight distribution	1.00	Program time	3:00 +/- 10 sec.	
		Start time 2nd half of program	0:00	
		Verification Rules	ISU Rules	
Program components:	Factor	Deductions:	Entered By	Values
General component factor	1.00	1: Costume/Prop violation	Majority	0 -1
1: Composition	2.67	2: Program time violation	Referee	0 -1 -2 -3 -4 -5 -6
2: Presentation	2.67	3: Music requirements violation	Referee	0 -1
3: Skating Skills	2.67	4: Illegal element	Technical Panel	0 -2 -4 -6
		5: Interruption in excess	Referee	0 -0.5 -1 -1.5
		6:		
		7: Costume failure	Referee	0 -1
		8: Falls	Technical Panel	-0.5 per Fall
		9: Un-prescribed/Additional/Rep. Element	Technical Panel	0 -1.5 -3 -4.5 -6
		10:		
		11:		
		12:		
		13:		
		14: Interruption w. allow./Adverse comment	Referee	0 -2.5
		15:		

Ms. Nina BISCHOFF

printed: 10.02.2025 12:18

CS FRENCH CUP 2025

PANEL OF JUDGES

ADVANCED NOVICE SYNCHRONIZED SKATING

Officials

Technical Controller	Ms. Karen ROBERTSON	ISU
Technical Specialist	Ms. Valerie ARSA BALLESTER	ISU
Technical Specialist	Ms. Ida HELLSTRÖM	ISU

Judges

Referee	Ms. Nina BISCHOFF	ISU
Judge No. 1	Ms. Laura CICERI	ITA
Judge No. 2	Ms. Oceane CHEFFRE	FRA
Judge No. 3	Mr. Andrew BOSCO	CAN
Judge No. 4	Ms. Karin SHERR	USA
Judge No. 5	Ms. Elizabeth ALEXANDRE	AUS
Judge No. 6	Ms. Noemi STIPKOVITS	HUN
Judge No. 7	Ms. Natalia SZCZESNA	POL
Judge No. 8	Ms. Tuija TOIVAKAINEN	FIN

Data/Replay Operator

Data Operator	Mr. Xander GIJTENBEEK	ISU
Replay Operator	Mr. Lionel AVOT	ISU

CS FRENCH CUP 2025

RESULTS

ADVANCED NOVICE SYNCHRONIZED SKATING FREE SKATING

Pl.	Name Club	Nation	Total Segment Score
1	Team Dynamique	FIN	85.47
2	Team Finettes	FIN	85.04
3	Team Valley Bay Synchronics	FIN	78.35
4	Team Chrysalides Advanced Novice	FRA	46.19



Ms. Nina BISCHOFF, ISU

Referee

Ms. Karen ROBERTSON, ISU

Technical Controller



CS FRENCH CUP 2025

JUDGES DETAILS PER SKATER

ADVANCED NOVICE SYNCHRONIZED SKATING FREE SKATING

Rank	Name	Nation	Starting Number	Total Segment Score	Total Element Score	Total Program Component Score (factored)	Total Deductions									
1	Team Dynamique	FIN	2	85.47	40.53	44.94	0.00									
#	Executed Elements	Info	Base Value	GOE	J1	J2	J3	J4	J5	J6	J7	J8	J9	Ref.	Scores of Panel	
1	I4+pi4		7.50	1.63	3	4	3	2	1	1	2	2			9.13	
2	NHE4+s3		6.50	1.08	1	2	2	2	2	2	1	1			7.58	
3	ME4		6.50	0.65	2	1	1	1	0	0	2	1			7.15	
4	SySp3		5.50	0.37	1	1	1	1	0	-1	0	1			5.87	
5	TrE4		5.00	1.00	2	3	2	2	2	2	2	2			6.00	
6	L4		4.00	0.80	2	3	3	2	1	2	1	2			4.80	
			35.00												40.53	
Program Components				Factor												
	Composition			2.67	6.25	6.75	6.00	4.50	5.00	5.25	5.75	6.00			5.71	
	Presentation			2.67	6.00	6.75	5.50	5.00	5.00	5.00	5.50	6.25			5.54	
	Skating Skills			2.67	5.75	6.25	6.00	5.25	5.25	5.25	5.50	5.75			5.58	
Judges Total Program Component Score (factored)															44.94	
Deductions:															0.00	
Rank	Name	Nation	Starting Number	Total Segment Score	Total Element Score	Total Program Component Score (factored)	Total Deductions									
2	Team Finettes	FIN	4	85.04	39.99	45.05	0.00									
#	Executed Elements	Info	Base Value	GOE	J1	J2	J3	J4	J5	J6	J7	J8	J9	Ref.	Scores of Panel	
1	L4		4.00	0.93	2	3	3	2	1	2	2	3			4.93	
2	ME4		6.50	1.52	2	2	3	2	2	2	3	3			8.02	
3	SySp3		5.50	0.83	3	1	1	2	0	1	2	2			6.33	
4	TrE4		5.00	1.08	2	2	2	3	-1	3	1	3			6.08	
5	I2+pi4		6.50	0.76	0	1	1	1	1	2	1	2			7.26	
6	NHE4+s3		6.50	0.87	2	1	2	1	1	1	1	2			7.37	
			34.00												39.99	
Program Components				Factor												
	Composition			2.67	6.00	6.25	5.25	5.75	5.00	5.75	5.75	6.75			5.79	
	Presentation			2.67	6.00	6.00	5.00	5.25	5.00	5.50	5.75	6.50			5.58	
	Skating Skills			2.67	5.50	5.75	5.50	5.25	5.25	5.50	5.50	6.50			5.50	
Judges Total Program Component Score (factored)															45.05	
Deductions:															0.00	
Rank	Name	Nation	Starting Number	Total Segment Score	Total Element Score	Total Program Component Score (factored)	Total Deductions									
3	Team Valley Bay Synchronics	FIN	3	78.35	36.39	42.96	-1.00									
#	Executed Elements	Info	Base Value	GOE	J1	J2	J3	J4	J5	J6	J7	J8	J9	Ref.	Scores of Panel	
1	NHE4+s3		6.50	0.98	2	2	1	1	1	1	2	3			7.48	
2	I4+pi3		7.00	0.82	0	1	2	1	0	2	2	1			7.82	
3	TrE4		5.00	1.00	2	2	2	2	1	2	2	2			6.00	
4	SySp4	F	6.50	-0.98	-1	-1	-2	-2	-3	-2	-1	-1			5.52	
5	ME3	F	5.50	-0.73	-1	-1	-2	-1	-2	-2	-1	-1			4.77	
6	B4		4.00	0.80	2	2	2	2	1	2	2	2			4.80	
			34.50												36.39	
Program Components				Factor												
	Composition			2.67	6.00	5.75	5.75	4.75	5.00	5.50	6.00	6.25			5.67	
	Presentation			2.67	5.25	5.50	5.25	5.00	4.75	5.00	6.00	5.75			5.29	
	Skating Skills			2.67	5.25	5.50	4.75	4.75	5.00	4.75	5.75	5.50			5.13	
Judges Total Program Component Score (factored)															42.96	
Deductions:							Falls	-1.00 (2)								-1.00

CS FRENCH CUP 2025

JUDGES DETAILS PER SKATER

ADVANCED NOVICE SYNCHRONIZED SKATING FREE SKATING

Rank	Name	Nation	Starting Number	Total Segment Score	Total Element Score	Total Program Component Score (factored)	Total Deductions									
4	Team Chrysalides Advanced Novice	FRA	1	46.19	21.03	25.16	0.00									
#	Executed Elements	Info	Base Value	GOE	J1	J2	J3	J4	J5	J6	J7	J8	J9	Ref.	Scores of Panel	
1	SySp2		4.50	-0.60	-1	-1	-1	-1	-2	-2	-1	-2			3.90	
2	ME2		4.50	0.08	1	1	0	-1	-2	0	0	1			4.58	
3	L3		3.00	-0.05	1	0	1	0	-2	-1	-1	0			2.95	
4	I3+pi2		6.00	-0.70	-1	-1	0	-1	-1	-1	-2	-2			5.30	
5	NHE3+s1		3.25	-0.65	-2	-2	-1	-2	-3	-3	-2	-1			2.60	
6	TrE1		2.00	-0.30	-1	-1	-2	-1	-4	-3	-1	0			1.70	
			23.25												21.03	
Program Components			Factor													
	Composition		2.67	3.75	2.75	3.50	3.50	2.75	2.75	3.50	3.50	3.25	3.25		3.25	
	Presentation		2.67	3.75	3.00	3.75	3.00	2.50	2.50	3.25	3.25				3.13	
	Skating Skills		2.67	3.50	3.00	3.50	3.25	2.50	2.50	3.00	3.00				3.04	
Judges Total Program Component Score (factored)																25.16
Deductions:																0.00

Legend:							
#	Sequence number	GOE	Grade of Execution	Jx	Judges (x=1-9)	Ref.	Referee
F	Fall						

CS FRENCH CUP 2025

JUNIOR SYNCHRONIZED SKATING

Patinoire Olympique de l Ile	31 JAN 2025	17:00	Short Program
Lacroix	01 FEB 2025	15:15	Free Skating

Size of Skating Arena:	30m*60m
Ice Conditions:	very good
Number of Entries:	20
Number of Participants:	20

Entry Withdrawn:

Short Program	
Duration:	2:50 +/- 10 seconds
Segment Factor:	1.00
Program Component Factors:	Composition Presentation Skating Skills

CS French Cup 2025

CALCULATION SETUP VERIFICATION FOR REFEREE

Category Junior Synchronized Skating

Event parameter

Software Version	1.8.9.0	Competition Type	International Competition
Elm Xml Version	2425.2	Calculation	ISU Judging System
Sys Elm Xml Version	2425.0	Trimmed Mean	Starts With 5 Judges
		Verification Rules Season	2024-2025

Category parameter

Category type	Synchronized Skating	Level	Junior
Gender	Mixed		

Segment Short Program

		checksum element table:	57cf9ed9def1fcdd07238c5687ead590	
General segment factor	1.00	Program time	2:50	
Credit for highlight distribution	1.00	Start time 2nd half of program	0:00	
		Verification Rules	ISU Rules	
Program components:	Factor	Deductions:	Entered By	Values
General component factor	1.00	1: Costume/Prop violation	Majority	0 -1
1: Composition	1.33	2: Program time violation	Referee	0 -1 -2 -3 -4 -5 -6
2: Presentation	1.33	3: Music requirements violation	Referee	0 -1
3: Skating Skills	1.33	4: Illegal element	Technical Panel	0 -2 -4 -6
		5: Interruption in excess	Referee	0 -1 -2 -3 -4 -5 -6
		6:		
		7: Costume failure	Referee	0 -1
		8: Falls	Technical Panel	-1 per Fall
		9: Un-prescribed/Additional/Rep. Element	Technical Panel	0 -1.5 -3 -4.5 -6
		10:		
		11:		
		12:		
		13:		
		14: Interruption w. allow./Adverse comment	Referee	0 -5
		15:		

Segment Free Skating

checksum element table: **69e2b71446ec8bfc2e8be52d6aa09fe0**

General segment factor 1.00
 Credit for highlight distribution 1.00

Program time 3:30 +/- 10 sec.
 Start time 2nd half of program 0:00
 Verification Rules ISU Rules

Program components:
 General component factor 1.00
 1: Composition 2.67
 2: Presentation 2.67
 3: Skating Skills 2.67

Deductions:	Entered By	Values
1: Costume/Prop violation	Majority	0 -1
2: Program time violation	Referee	0 -1 -2 -3 -4 -5 -6
3: Music requirements violation	Referee	0 -1
4: Illegal element	Technical Panel	0 -2 -4 -6
5: Interruption in excess	Referee	0 -1 -2 -3 -4 -5 -6
6:		
7: Costume failure	Referee	0 -1
8: Falls	Technical Panel	-1 per Fall
9: Un-prescribed/Additional/Rep. Element	Technical Panel	0 -1.5 -3 -4.5 -6
10:		
11:		
12:		
13:		
14: Interruption w. allow./Adverse comment	Referee	0 -5
15:		

Ms. Nina BISCHOFF

printed: 10.02.2025 12:18

CS FRENCH CUP 2025

RESULTS

JUNIOR SYNCHRONIZED SKATING

Pl.	Name Club	Nation	Total Score	SP	FS
1	Team Valley Bay Synchro Junior	FIN	203.47	1	1
2	Team Fintastic Junior	FIN	199.67	2	2
3	Team Nova Juniors	CAN	187.23	4	3
4	Team Fond du Lac Blades Junior	USA	185.67	3	4
5	Team Lexettes Junior	USA	184.11	5	5
6	Team Ice Ignite Junior	CAN	175.70	6	6
7	Team Seaside Junior	SWE	171.17	7	7
8	Team Ice Fire Junior	POL	147.12	8	8
9	Team Cool Dreams Junior	SUI	141.19	9	9
10	Team Moonlights Junior	SWE	133.81	10	10
11	Team Ladybirds Junior	ITA	121.80	11	11
12	Team Solway Stars Junior	GBR	113.70	12	13
13	Team Jeanne D'Arc Junior	FRA	112.17	13	12
14	Team Black Diam's Junior	FRA	101.17	14	14
15	Team Iceskateers Elite Junior	AUS	93.24	15	16
16	Team Salamandres Junior	FRA	89.84	16	15
17	Team Odyssee Junior	FRA	87.35	18	17
18	Team Flammes Junior	FRA	85.63	19	18
19	Team Mirum Junior	ESP	79.28	17	20
20	Team Elite Junior	TUR	76.08	20	19


Ms. Nina BISCHOFF, ISU

Referee


Mr. Philippe MAITROT, ISU

Technical Controller

Legend:

SP Short Program

FS Free Skating

Pl. Place

CS FRENCH CUP 2025
PANEL OF JUDGES
JUNIOR SYNCHRONIZED SKATING SHORT PROGRAM

Officials

Technical Controller	Mr. Philippe MAITROT	ISU
Technical Specialist	Ms. Romy JASTER	ISU
Technical Specialist	Ms. Anna GIACOMELLI	ISU

Judges

Referee	Ms. Nina BISCHOFF	ISU
Judge No. 1	Mr. Andrew BOSCO	CAN
Judge No. 2	Ms. Moa NORMAN	SWE
Judge No. 3	Ms. Laura CICERI	ITA
Judge No. 4	Ms. Tuija TOIVAKAINEN	FIN
Judge No. 5	Ms. Christelle ROOS	SUI
Judge No. 6	Ms. Natacha PONTONNIER	FRA
Judge No. 7	Ms. Natalia SZCZESNA	POL
Judge No. 8	Ms. Karin SHERR	USA

Data/Replay Operator

Data Operator	Mr. Lionel AVOT	ISU
Replay Operator	Mr. Xander GIJTENBEEK	ISU

CS FRENCH CUP 2025

RESULTS

JUNIOR SYNCHRONIZED SKATING

Pl.	Name Club	Nation	Total Score	SP	FS
1	Team Valley Bay Synchro Junior	FIN	74.01	1	
2	Team Fintastic Junior	FIN	73.85	2	
3	Team Fond du Lac Blades Junior	USA	68.25	3	
4	Team Nova Juniors	CAN	68.06	4	
5	Team Lexettes Junior	USA	67.36	5	
6	Team Ice Ignite Junior	CAN	66.70	6	
7	Team Seaside Junior	SWE	62.30	7	
8	Team Ice Fire Junior	POL	53.64	8	
9	Team Cool Dreams Junior	SUI	51.74	9	
10	Team Moonlights Junior	SWE	50.66	10	
11	Team Ladybirds Junior	ITA	48.98	11	
12	Team Solway Stars Junior	GBR	47.27	12	
13	Team Jeanne D'Arc Junior	FRA	40.12	13	
14	Team Black Diam's Junior	FRA	35.52	14	
15	Team Iceskateers Elite Junior	AUS	35.07	15	
16	Team Salamandres Junior	FRA	30.71	16	
17	Team Mirum Junior	ESP	29.73	17	
18	Team Odyssee Junior	FRA	29.66	18	
19	Team Flammes Junior	FRA	28.11	19	
20	Team Elite Junior	TUR	26.03	20	


Ms. Nina BISCHOFF, ISU

Referee


Mr. Philippe MAITROT, ISU

Technical Controller

Legend:

SP Short Program FS Free Skating Pl. Place

CS FRENCH CUP 2025
JUDGES DETAILS PER SKATER
JUNIOR SYNCHRONIZED SKATING SHORT PROGRAM

Rank	Name	Nation	Starting Number	Total Segment Score	Total Element Score	Total Program Component Score (factored)			Total Deductions							
1	Team Valley Bay Synchro Junior	FIN	6	74.01	40.21	33.80			0.00							
#	Executed Elements	Info	Base Value	GOE	J1	J2	J3	J4	J5	J6	J7	J8	J9	Ref.	Scores of Panel	
1	I4+pi4		7.50	2.13	2	3	3	3	4	3	3	2			9.63	
2	PB4		6.50	1.95	2	3	4	2	4	4	3	2			8.45	
3	TwE4		6.50	1.63	0	3	3	4	2	3	3	1			8.13	
4	ME4		6.50	2.17	3	3	4	4	4	3	3	3			8.67	
5	NHE4+sB		4.00	1.33	4	4	4	3	3	3	3	3			5.33	
			31.00												40.21	
Program Components				Factor												
Composition				1.33	8.25	8.25	9.00	8.50	9.00	8.50	8.75	8.25				8.54
Presentation				1.33	8.50	8.00	8.75	8.75	8.75	9.00	8.50	8.25				8.58
Skating Skills				1.33	7.50	8.00	8.50	9.00	8.75	8.50	8.00	8.00				8.29
Judges Total Program Component Score (factored)															33.80	
Deductions:															0.00	

Rank	Name	Nation	Starting Number	Total Segment Score	Total Element Score	Total Program Component Score (factored)			Total Deductions							
2	Team Fintastic Junior	FIN	1	73.85	40.04	33.81			0.00							
#	Executed Elements	Info	Base Value	GOE	J1	J2	J3	J4	J5	J6	J7	J8	J9	Ref.	Scores of Panel	
1	PB4		6.50	2.06	3	3	3	3	3	4	2	4			8.56	
2	I4+pi4		7.50	1.88	2	2	2	3	3	3	2	3			9.38	
3	ME4		6.50	2.06	4	3	3	3	4	3	3	3			8.56	
4	NHE4+sB		4.00	1.20	3	3	3	2	3	3	3	3			5.20	
5	TwE4		6.50	1.84	2	1	3	3	4	4	2	3			8.34	
			31.00												40.04	
Program Components				Factor												
Composition				1.33	8.25	8.50	9.25	8.25	8.75	9.00	8.50	8.50				8.58
Presentation				1.33	8.00	8.00	9.00	8.00	9.00	9.25	8.50	8.00				8.42
Skating Skills				1.33	7.75	8.25	8.75	8.50	8.75	8.75	8.00	8.25				8.42
Judges Total Program Component Score (factored)															33.81	
Deductions:															0.00	

Rank	Name	Nation	Starting Number	Total Segment Score	Total Element Score	Total Program Component Score (factored)			Total Deductions							
3	Team Fond du Lac Blades Junior	USA	19	68.25	36.88	31.37			0.00							
#	Executed Elements	Info	Base Value	GOE	J1	J2	J3	J4	J5	J6	J7	J8	J9	Ref.	Scores of Panel	
1	PB2		4.50	1.05	1	2	4	2	3	3	2	2			5.55	
2	TwE4		6.50	1.30	2	2	3	1	2	2	2	2			7.80	
3	I4+pi4		7.50	2.38	2	3	3	4	4	3	3	3			9.88	
4	NHE4+sB		4.00	1.20	3	3	4	3	3	3	3	2			5.20	
5	ME4		6.50	1.95	2	3	4	3	4	3	3	2			8.45	
			29.00												36.88	
Program Components				Factor												
Composition				1.33	6.50	7.50	8.75	8.50	8.00	7.50	8.50	7.50				7.92
Presentation				1.33	6.75	7.50	9.00	8.50	8.00	8.00	8.50	7.50				8.00
Skating Skills				1.33	7.00	7.25	8.50	8.00	8.25	7.50	7.75	7.25				7.67
Judges Total Program Component Score (factored)															31.37	
Deductions:															0.00	

CS FRENCH CUP 2025
JUDGES DETAILS PER SKATER
JUNIOR SYNCHRONIZED SKATING SHORT PROGRAM

Rank	Name	Nation	Starting Number	Total Segment Score	Total Element Score	Total Program Component Score (factored)	Total Deductions									
4	Team Nova Juniors	CAN	17	68.06	37.31	30.75	0.00									
#	Executed Elements	Info	Base Value	GOE	J1	J2	J3	J4	J5	J6	J7	J8	J9	Ref.	Scores of Panel	
1	PB3		5.50	1.38	2	2	2	3	3	3	4	2			6.88	
2	ME4		6.50	1.73	2	3	3	3	3	2	3	2			8.23	
3	TwE4		6.50	1.19	2	2	3	1	2	2	2	1			7.69	
4	I4+pi4		7.50	1.88	1	2	3	3	3	3	3	1			9.38	
5	NHE4+sB		4.00	1.13	3	3	3	3	3	3	2	2			5.13	
			30.00												37.31	
Program Components				Factor												
Composition				1.33	7.50	7.50	8.00	8.25	7.75	7.75	7.75	8.25				7.83
Presentation				1.33	7.50	7.75	8.25	8.75	7.50	7.50	7.75	8.00				7.79
Skating Skills				1.33	7.25	7.25	7.50	8.50	7.75	7.75	7.25	7.50				7.50
Judges Total Program Component Score (factored)															30.75	
Deductions:														0.00		

Rank	Name	Nation	Starting Number	Total Segment Score	Total Element Score	Total Program Component Score (factored)	Total Deductions									
5	Team Lexettes Junior	USA	4	67.36	35.71	31.65	0.00									
#	Executed Elements	Info	Base Value	GOE	J1	J2	J3	J4	J5	J6	J7	J8	J9	Ref.	Scores of Panel	
1	I3+pi3		6.75	-0.23	-1	-2	-1	-1	2	1	0	0			6.52	
2	PB4		6.50	1.52	3	2	2	3	3	2	2	2			8.02	
3	TwE4		6.50	1.41	2	2	2	3	3	2	1	2			7.91	
4	ME4<	<	6.25	1.88	3	3	3	4	4	3	2	1			8.13	
5	NHE4+sB		4.00	1.13	4	2	4	2	3	3	3	2			5.13	
			30.00												35.71	
Program Components				Factor												
Composition				1.33	8.50	7.50	8.00	8.75	7.75	7.25	8.75	8.00				8.08
Presentation				1.33	8.25	7.25	7.75	8.50	8.00	7.50	8.75	7.75				7.96
Skating Skills				1.33	7.50	7.50	7.50	8.75	8.00	7.25	8.25	7.75				7.75
Judges Total Program Component Score (factored)															31.65	
Deductions:														0.00		

Rank	Name	Nation	Starting Number	Total Segment Score	Total Element Score	Total Program Component Score (factored)	Total Deductions									
6	Team Ice Ignite Junior	CAN	8	66.70	36.12	31.58	-1.00									
#	Executed Elements	Info	Base Value	GOE	J1	J2	J3	J4	J5	J6	J7	J8	J9	Ref.	Scores of Panel	
1	TwE4		6.50	1.63	2	2	3	3	3	3	2	2			8.13	
2	I4+pi3		7.00	0.93	-1	1	2	2	3	2	2	-2			7.93	
3	NHE4+sB	F	4.00	0.13	0	-1	1	1	1	0	2	-1			4.13	
4	PB4		6.50	1.52	2	2	2	3	3	2	4	-1			8.02	
5	ME4		6.50	1.41	1	2	1	3	3	4	3	1			7.91	
			30.50												36.12	
Program Components				Factor												
Composition				1.33	7.25	7.25	8.50	8.50	8.25	8.25	8.25	7.50				8.00
Presentation				1.33	6.50	6.50	8.25	8.75	8.00	8.75	8.25	7.75				7.92
Skating Skills				1.33	6.75	6.75	8.00	8.50	8.25	8.75	8.00	7.50				7.83
Judges Total Program Component Score (factored)															31.58	
Deductions:							Falls							-1.00 (1)	-1.00	

CS FRENCH CUP 2025

JUDGES DETAILS PER SKATER

JUNIOR SYNCHRONIZED SKATING SHORT PROGRAM

Rank	Name	Nation	Starting Number	Total Segment Score	Total Element Score	Total Program Component Score (factored)	Total Deductions
7	Team Seaside Junior	SWE	20	62.30	36.87	27.43	-2.00

#	Executed Elements	Info	Base Value	GOE	J1	J2	J3	J4	J5	J6	J7	J8	J9	Ref.	Scores of Panel	
1	ME4		6.50	2.28	3	3	4	4	4	4	3	3			8.78	
2	TwE4		6.50	1.19	1	2	2	1	2	2	2	2			7.69	
3	PB4		6.50	1.73	1	3	3	2	3	3	3	2			8.23	
4	I4+pi4		7.50	-0.13	-1	-2	0	-2	3	1	1	0			7.37	
5	NHE4+sB		4.00	0.80	2	2	3	2	2	2	2	2			4.80	
			31.00												36.87	
Program Components				Factor												
Composition				1.33	6.50	7.50	8.25	7.25	7.25	7.00	6.50	7.00				7.08
Presentation				1.33	6.25	6.50	7.25	7.00	7.25	6.50	6.50	7.00				6.79
Skating Skills				1.33	6.75	6.75	7.50	6.50	6.75	6.50	6.25	7.25				6.75
Judges Total Program Component Score (factored)															27.43	
Deductions:			Falls	-2.00	(2)										-2.00	

Rank	Name	Nation	Starting Number	Total Segment Score	Total Element Score	Total Program Component Score (factored)	Total Deductions
8	Team Ice Fire Junior	POL	15	53.64	30.81	22.83	0.00

#	Executed Elements	Info	Base Value	GOE	J1	J2	J3	J4	J5	J6	J7	J8	J9	Ref.	Scores of Panel	
1	I4+pi4		7.50	0.75	0	1	1	1	2	1	2	-1			8.25	
2	TwE4		6.50	0.43	0	1	1	1	1	1	0	-1			6.93	
3	NHE4+sB		4.00	0.67	2	1	2	1	2	2	2	1			4.67	
4	PB2		4.50	0.68	1	1	2	1	2	2	2	0			5.18	
5	ME3		5.50	0.28	0	0	1	2	1	0	0	1			5.78	
			28.00												30.81	
Program Components				Factor												
Composition				1.33	5.25	5.75	5.75	6.25	6.25	5.75	6.25	5.00				5.83
Presentation				1.33	6.00	5.25	5.25	6.75	6.50	6.25	6.00	5.25				5.88
Skating Skills				1.33	5.25	4.75	5.25	6.00	6.00	6.00	5.50	4.75				5.46
Judges Total Program Component Score (factored)															22.83	
Deductions:															0.00	

Rank	Name	Nation	Starting Number	Total Segment Score	Total Element Score	Total Program Component Score (factored)	Total Deductions
9	Team Cool Dreams Junior	SUI	7	51.74	29.94	21.80	0.00

#	Executed Elements	Info	Base Value	GOE	J1	J2	J3	J4	J5	J6	J7	J8	J9	Ref.	Scores of Panel	
1	PB2		4.50	0.60	2	1	2	2	1	1	1	1			5.10	
2	ME3		5.50	0.46	1	0	2	2	1	1	0	0			5.96	
3	TwE4		6.50	0.00	0	-1	1	2	0	0	-1	0			6.50	
4	I3+pi4		7.25	0.73	1	0	1	2	1	1	1	1			7.98	
5	NHE4+sB		4.00	0.40	1	1	2	1	1	1	1	0			4.40	
			27.75												29.94	
Program Components				Factor												
Composition				1.33	5.00	5.75	5.75	6.25	5.25	5.25	5.50	5.50				5.50
Presentation				1.33	5.75	5.25	5.75	5.75	5.75	5.25	5.25	5.25				5.50
Skating Skills				1.33	5.50	5.25	5.50	5.50	5.50	5.50	4.50	5.00				5.38
Judges Total Program Component Score (factored)															21.80	
Deductions:															0.00	

CS FRENCH CUP 2025
JUDGES DETAILS PER SKATER
JUNIOR SYNCHRONIZED SKATING SHORT PROGRAM

Rank	Name	Nation	Starting Number	Total Segment Score	Total Element Score	Total Program Component Score (factored)	Total Deductions
10	Team Moonlights Junior	SWE	2	50.66	28.10	22.56	0.00

#	Executed Elements	Info	Base Value	GOE	J1	J2	J3	J4	J5	J6	J7	J8	J9	Ref.	Scores of Panel
1	TwE4		6.50	0.54	0	0	0	2	2	1	1	1			7.04
2	I2+pi3		5.75	0.68	1	1	1	1	2	1	2	-1			6.43
3	PB3		5.50	0.28	0	0	0	1	2	1	1	-1			5.78
4	ME2		4.50	0.08	0	-1	0	1	2	2	-1	-1			4.58
5	NHE4+sB		4.00	0.27	1	-1	1	1	2	1	0	0			4.27
			26.25												28.10
Program Components				Factor											
	Composition			1.33	5.25	6.00	5.75	6.00	5.75	5.75	5.75	6.00			5.83
	Presentation			1.33	5.25	5.75	5.50	5.50	5.75	6.25	5.75	5.50			5.63
	Skating Skills			1.33	5.00	5.50	5.25	5.75	5.50	5.75	5.25	5.75			5.50
Judges Total Program Component Score (factored)															22.56

Deductions: 0.00

Rank	Name	Nation	Starting Number	Total Segment Score	Total Element Score	Total Program Component Score (factored)	Total Deductions
11	Team Ladybirds Junior	ITA	5	48.98	27.82	21.16	0.00

#	Executed Elements	Info	Base Value	GOE	J1	J2	J3	J4	J5	J6	J7	J8	J9	Ref.	Scores of Panel
1	ME3<	<	5.25	0.53	1	1	1	2	1	1	0	1			5.78
2	TwE3		5.50	-0.09	0	0	-1	1	-1	0	0	0			5.41
3	I4+pi3		7.00	0.35	0	0	1	1	0	1	1	-1			7.35
4	PB2		4.50	0.45	0	1	2	1	1	1	1	1			4.95
5	NHE4+sB		4.00	0.33	1	0	1	0	2	1	1	1			4.33
			26.25												27.82
Program Components				Factor											
	Composition			1.33	5.50	5.50	5.75	5.50	5.25	5.00	5.75	6.25			5.54
	Presentation			1.33	5.00	5.25	5.50	5.00	5.50	5.25	5.50	6.00			5.33
	Skating Skills			1.33	4.75	5.25	5.00	5.00	5.00	5.25	4.75	5.75			5.04
Judges Total Program Component Score (factored)															21.16

Deductions: 0.00

Rank	Name	Nation	Starting Number	Total Segment Score	Total Element Score	Total Program Component Score (factored)	Total Deductions
12	Team Solway Stars Junior	GBR	12	47.27	27.53	19.74	0.00

#	Executed Elements	Info	Base Value	GOE	J1	J2	J3	J4	J5	J6	J7	J8	J9	Ref.	Scores of Panel
1	ME3		5.50	0.55	1	1	2	1	1	1	1	1			6.05
2	TwE4		6.50	-0.11	0	-1	0	-1	1	0	0	0			6.39
3	PB2		4.50	0.00	1	-1	1	-1	-1	1	1	-1			4.50
4	NHE4+sB		4.00	0.07	2	1	0	-1	1	0	-1	0			4.07
5	I3+pi3		6.75	-0.23	0	-1	-1	-3	0	0	1	0			6.52
			27.25												27.53
Program Components				Factor											
	Composition			1.33	5.50	5.25	5.25	4.50	5.00	5.50	5.50	4.50			5.17
	Presentation			1.33	4.75	4.50	4.75	4.00	5.25	5.50	5.50	5.25			5.00
	Skating Skills			1.33	4.75	4.25	4.25	3.75	5.00	6.00	5.00	4.75			4.67
Judges Total Program Component Score (factored)															19.74

Deductions: 0.00

CS FRENCH CUP 2025
JUDGES DETAILS PER SKATER
JUNIOR SYNCHRONIZED SKATING SHORT PROGRAM

Rank	Name	Nation	Starting Number	Total Segment Score	Total Element Score	Total Program Component Score (factored)	Total Deductions
13	Team Jeanne D'Arc Junior	FRA	18	40.12	20.32	19.80	0.00

#	Executed Elements	Info	Base Value	GOE	J1	J2	J3	J4	J5	J6	J7	J8	J9	Ref.	Scores of Panel
1	I2+pi2		4.75	0.08	-1	0	0	0	1	1	1	-2			4.83
2	PB1		3.50	0.12	-1	0	1	1	0	1	2	-1			3.62
3	TwE2		4.50	-0.38	-2	-2	-1	1	-1	0	0	-1			4.12
4	ME2		4.50	0.15	0	-1	1	0	1	1	1	-2			4.65
5	NHE3+sB		3.00	0.10	0	-1	2	1	0	0	1	0			3.10
			20.25												20.32
Program Components			Factor												
Composition			1.33	4.25	5.00	5.50	6.00	5.00	5.50	5.25	4.75				5.17
Presentation			1.33	4.75	4.75	5.75	5.75	5.25	5.25	5.25	4.25				5.17
Skating Skills			1.33	4.00	4.25	4.50	5.50	4.75	5.25	4.50	4.00				4.54
Judges Total Program Component Score (factored)															19.80

Deductions: 0.00

Rank	Name	Nation	Starting Number	Total Segment Score	Total Element Score	Total Program Component Score (factored)	Total Deductions
14	Team Black Diam's Junior	FRA	16	35.52	20.23	15.29	0.00

#	Executed Elements	Info	Base Value	GOE	J1	J2	J3	J4	J5	J6	J7	J8	J9	Ref.	Scores of Panel
1	ME2		4.50	0.00	-1	0	0	1	0	0	1	-1			4.50
2	NHE4+sB		4.00	0.00	1	-1	1	0	0	-1	1	-2			4.00
3	TwE1		3.50	-0.47	-1	-3	-2	-1	-1	-1	-1	-2			3.03
4	I2+pi3		5.75	-0.67	0	-2	-1	-2	0	-1	-2	-1			5.08
5	PB1		3.50	0.12	1	-1	1	0	0	0	1	0			3.62
			21.25												20.23
Program Components			Factor												
Composition			1.33	4.00	4.00	4.25	5.00	3.75	3.50	4.75	3.25				4.04
Presentation			1.33	4.25	3.75	3.75	4.25	3.75	3.50	4.50	3.00				3.88
Skating Skills			1.33	3.75	3.75	3.25	5.25	3.50	3.25	4.00	3.25				3.58
Judges Total Program Component Score (factored)															15.29

Deductions: 0.00

Rank	Name	Nation	Starting Number	Total Segment Score	Total Element Score	Total Program Component Score (factored)	Total Deductions
15	Team Iceskateers Elite Junior	AUS	14	35.07	20.88	15.19	-1.00

#	Executed Elements	Info	Base Value	GOE	J1	J2	J3	J4	J5	J6	J7	J8	J9	Ref.	Scores of Panel
1	NHE4+sB	F	4.00	-1.47	-4	-4	-3	-4	-4	-4	-2	-3			2.53
2	ME2		4.50	-0.38	-1	-2	-1	-1	-1	-1	0	0			4.12
3	TwE2		4.50	-0.30	-1	-1	-1	-3	0	0	-1	0			4.20
4	I4+pi3		7.00	-0.70	0	-1	-1	-2	-2	0	0	-3			6.30
5	PB1		3.50	0.23	1	0	1	-1	1	0	2	1			3.73
			23.50												20.88
Program Components			Factor												
Composition			1.33	3.75	4.00	4.00	4.25	3.50	3.75	5.25	4.25				4.00
Presentation			1.33	3.50	3.75	3.50	3.75	3.50	3.50	5.25	4.75				3.79
Skating Skills			1.33	3.75	3.50	3.50	3.50	3.50	3.25	4.50	4.00				3.63
Judges Total Program Component Score (factored)															15.19

Deductions: Falls -1.00 (1) -1.00

CS FRENCH CUP 2025
JUDGES DETAILS PER SKATER
JUNIOR SYNCHRONIZED SKATING SHORT PROGRAM

Rank	Name	Nation	Starting Number	Total Segment Score	Total Element Score	Total Program Component Score (factored)	Total Deductions
16	Team Salamandres Junior	FRA	11	30.71	17.45	13.26	0.00

#	Executed Elements	Info	Base Value	GOE	J1	J2	J3	J4	J5	J6	J7	J8	J9	Ref.	Scores of Panel
1	ME2		4.50	-0.30	0	-2	0	-1	-1	-1	0	-1			4.20
2	NHE3+sB		3.00	-0.05	0	0	0	-2	1	-1	0	0			2.95
3	I2+pi2		4.75	-0.40	-3	-1	0	-1	-1	0	0	-2			4.35
4	TwE1		3.50	-0.64	-2	-2	-2	-3	-1	-1	-2	-2			2.86
5	PB1		3.50	-0.41	-1	-3	-1	-2	0	-1	0	-2			3.09
			19.25												17.45
Program Components			Factor												
	Composition			1.33	3.25	3.75	2.75	3.75	4.00	3.50	3.50	3.25			3.50
	Presentation			1.33	2.75	4.00	3.25	2.75	4.00	3.50	3.25	3.00			3.29
	Skating Skills			1.33	3.50	2.75	2.75	3.00	3.75	3.50	3.25	3.00			3.17
Judges Total Program Component Score (factored)			13.26												

Deductions:		0.00
--------------------	--	-------------

Rank	Name	Nation	Starting Number	Total Segment Score	Total Element Score	Total Program Component Score (factored)	Total Deductions
17	Team Mirum Junior	ESP	13	29.73	15.20	14.53	0.00

#	Executed Elements	Info	Base Value	GOE	J1	J2	J3	J4	J5	J6	J7	J8	J9	Ref.	Scores of Panel
1	PB1		3.50	-0.53	-1	-2	-2	-2	-1	-1	1	-2			2.97
2	NHE3+sB		3.00	-0.25	0	0	0	-2	0	-1	-2	-2			2.75
3	ME2		4.50	-0.60	0	-1	-2	-2	-2	-1	0	-2			3.90
4	I1+pi2		2.25	-0.34	-1	-2	-2	-2	-1	-1	1	-3			1.91
5	TwE2		4.50	-0.83	-2	-1	-2	-2	-3	-2	-2	0			3.67
			17.75												15.20
Program Components			Factor												
	Composition			1.33	4.25	4.25	3.50	3.50	3.75	3.25	5.00	3.25			3.75
	Presentation			1.33	4.00	3.75	3.50	3.75	4.00	3.50	4.75	3.50			3.75
	Skating Skills			1.33	3.75	3.50	3.25	3.25	3.50	3.25	4.50	2.75			3.42
Judges Total Program Component Score (factored)			14.53												

Deductions:		0.00
--------------------	--	-------------

Rank	Name	Nation	Starting Number	Total Segment Score	Total Element Score	Total Program Component Score (factored)	Total Deductions
18	Team Odyssee Junior	FRA	10	29.66	17.92	12.74	-1.00

#	Executed Elements	Info	Base Value	GOE	J1	J2	J3	J4	J5	J6	J7	J8	J9	Ref.	Scores of Panel
1	NHE3+sB	F	3.00	-0.80	-3	-2	-4	-4	-2	-2	-3	-2			2.20
2	ME2		4.50	-0.30	0	-1	-1	-1	0	0	-1	-1			4.20
3	I2+pi3		5.75	-0.77	-1	-2	-1	-3	-1	-1	0	-2			4.98
4	TwE2		4.50	-1.05	-2	-3	-3	-3	-2	-2	-2	-2			3.45
5	PB1		3.50	-0.41	-2	-2	-1	-2	0	0	0	-2			3.09
			21.25												17.92
Program Components			Factor												
	Composition			1.33	3.25	3.00	3.00	2.75	3.25	3.75	3.50	3.50			3.25
	Presentation			1.33	3.50	3.25	2.75	3.00	3.25	3.75	3.25	3.25			3.25
	Skating Skills			1.33	3.25	3.25	3.00	2.50	3.00	3.75	2.75	3.25			3.08
Judges Total Program Component Score (factored)			12.74												

Deductions:	Falls	-1.00 (1)	-1.00
--------------------	-------	-----------	--------------

CS FRENCH CUP 2025
JUDGES DETAILS PER SKATER
JUNIOR SYNCHRONIZED SKATING SHORT PROGRAM

Rank	Name	Nation	Starting Number	Total Segment Score	Total Element Score	Total Program Component Score (factored)			Total Deductions							
19	Team Flammes Junior	FRA	3	28.11	14.05	15.06			-1.00							
#	Executed Elements	Info	Base Value	GOE	J1	J2	J3	J4	J5	J6	J7	J8	J9	Ref.	Scores of Panel	
1	TwE1		3.50	-0.53	-2	-2	-2	-3	-1	-1	-1	-1			2.97	
2	I2+pi2		4.75	-0.64	-2	-1	-1	-3	-1	-1	-1	-2			4.11	
3	NHE3+sB		3.00	-0.35	-1	0	-1	-2	-1	-2	-1	-1			2.65	
4	PBB		1.50	-0.25	-2	-2	-2	-2	0	-1	-1	-2			1.25	
5	ME2	F	4.50	-1.43	-4	-3	-4	-4	-2	-2	-3	-3			3.07	
			17.25												14.05	
Program Components				Factor												
Composition				1.33	3.00	3.75	3.75	4.50	3.75	4.00	4.00	4.25				3.92
Presentation				1.33	3.75	4.00	3.25	3.50	3.75	4.00	4.00	4.50				3.83
Skating Skills				1.33	3.25	3.75	3.50	3.00	3.50	3.75	3.75	4.00				3.58
Judges Total Program Component Score (factored)															15.06	
Deductions:		Falls	-1.00 (1)											-1.00		

Rank	Name	Nation	Starting Number	Total Segment Score	Total Element Score	Total Program Component Score (factored)			Total Deductions							
20	Team Elite Junior	TUR	9	26.03	13.96	12.07			0.00							
#	Executed Elements	Info	Base Value	GOE	J1	J2	J3	J4	J5	J6	J7	J8	J9	Ref.	Scores of Panel	
1	I1+pi2		2.25	-0.57	-4	-3	-2	-2	-3	-1	-2	-3			1.68	
2	ME2<	<	4.25	-0.57	-1	-2	-2	-1	-1	-1	0	-2			3.68	
3	TwE1		3.50	-0.53	-2	-2	-1	-1	-2	-2	-1	-1			2.97	
4	PB1		3.50	-0.47	-3	-2	-2	-1	-1	0	0	-2			3.03	
5	NHE3+sB		3.00	-0.40	-1	-2	-2	-2	-1	-1	-1	-1			2.60	
			16.50												13.96	
Program Components				Factor												
Composition				1.33	2.00	2.75	2.75	3.50	3.00	3.25	3.25	3.25				3.04
Presentation				1.33	2.00	3.00	3.00	2.75	3.00	3.50	3.50	3.00				3.04
Skating Skills				1.33	2.50	3.25	2.75	3.00	2.75	3.25	3.25	3.00				3.00
Judges Total Program Component Score (factored)															12.07	
Deductions:															0.00	

Legend:															
#	Sequence number	GOE	Grade of Execution	Jx	Judges (x=1-9)	Ref.	Referee								
<	Position, Edge, Timing errors	F	Fall												

CS FRENCH CUP 2025

PANEL OF JUDGES

JUNIOR SYNCHRONIZED SKATING FREE SKATING

Officials

Technical Controller	Mr. Philippe MAITROT	ISU
Technical Specialist	Ms. Romy JASTER	ISU
Technical Specialist	Ms. Anna GIACOMELLI	ISU

Judges

Referee	Ms. Nina BISCHOFF	ISU
Judge No. 1	Mr. Andrew BOSCO	CAN
Judge No. 2	Ms. Elizabeth ALEXANDRE	AUS
Judge No. 3	Ms. Laura CICERI	ITA
Judge No. 4	Ms. Tuija TOIVAKAINEN	FIN
Judge No. 5	Ms. Christelle ROOS	SUI
Judge No. 6	Ms. Natacha PONTONNIER	FRA
Judge No. 7	Ms. Natalia SZCZESNA	POL
Judge No. 8	Ms. Karin SHERR	USA

Data/Replay Operator


Data Operator	Mr. Lionel AVOT	ISU
Replay Operator	Mr. Xander GIJTENBEEK	ISU

CS FRENCH CUP 2025

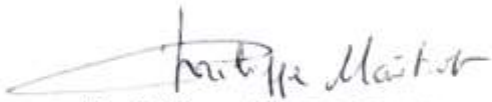
RESULTS

JUNIOR SYNCHRONIZED SKATING FREE SKATING

Pl.	Name Club	Nation	Total Segment Score
1	Team Valley Bay Synchro Junior	FIN	129.46
2	Team Fintastic Junior	FIN	125.82
3	Team Nova Juniors	CAN	119.17
4	Team Fond du Lac Blades Junior	USA	117.42
5	Team Lexettes Junior	USA	116.75
6	Team Ice Ignite Junior	CAN	109.00
7	Team Seaside Junior	SWE	108.87
8	Team Ice Fire Junior	POL	93.48
9	Team Cool Dreams Junior	SUI	89.45
10	Team Moonlights Junior	SWE	83.15
11	Team Ladybirds Junior	ITA	72.82
12	Team Jeanne D'Arc Junior	FRA	72.05
13	Team Solway Stars Junior	GBR	66.43
14	Team Black Diam's Junior	FRA	65.65
15	Team Salamandres Junior	FRA	59.13
16	Team Iceskateers Elite Junior	AUS	58.17
17	Team Odyssee Junior	FRA	57.69
18	Team Flammes Junior	FRA	57.52
19	Team Elite Junior	TUR	50.05
20	Team Mirum Junior	ESP	49.55


Ms. Nina BISCHOFF, ISU

Referee


Mr. Philippe MAITROT, ISU

Technical Controller

CS FRENCH CUP 2025
JUDGES DETAILS PER SKATER
JUNIOR SYNCHRONIZED SKATING FREE SKATING

Rank	Name	Nation	Starting Number	Total Segment Score	Total Element Score	Total Program Component Score (factored)	Total Deductions
1	Team Valley Bay Synchro Junior	FIN	20	129.46	60.49	68.97	0.00

#	Executed Elements	Info	Base Value	GOE	J1	J2	J3	J4	J5	J6	J7	J8	J9	Ref.	Scores of Panel	
1	Cr1		4.00	1.40	4	4	3	3	4	4	2	3			5.40	
2	NHEB+s4		5.00	1.67	3	4	4	3	3	4	3	3			6.67	
3	SySp4		6.50	1.41	2	3	2	3	2	2	2	2			7.91	
4	I4+pi4		7.50	2.25	2	4	3	4	2	3	3	3			9.75	
5	Pa4		6.50	2.49	3	4	3	4	4	4	4	4			8.99	
6	I4+pi4		7.50	2.25	3	4	3	3	3	3	3	3			9.75	
7	TrE4		5.00	1.75	4	4	3	4	3	3	3	4			6.75	
8	AL2		4.00	1.27	4	4	3	3	3	4	2	2			5.27	
			46.00												60.49	
Program Components				Factor												
Composition				2.67	8.50	9.25	8.75	9.00	8.75	8.75	8.75	8.50				8.75
Presentation				2.67	8.75	9.00	8.75	8.50	8.50	8.25	8.75	8.25				8.58
Skating Skills				2.67	7.75	9.00	8.75	8.50	8.25	8.50	8.50	8.50				8.50
Judges Total Program Component Score (factored)															68.97	

Deductions:		0.00
--------------------	--	-------------

Rank	Name	Nation	Starting Number	Total Segment Score	Total Element Score	Total Program Component Score (factored)	Total Deductions
2	Team Fintastic Junior	FIN	19	125.82	59.30	67.52	-1.00

#	Executed Elements	Info	Base Value	GOE	J1	J2	J3	J4	J5	J6	J7	J8	J9	Ref.	Scores of Panel	
1	Cr1		4.00	1.53	4	4	4	4	4	3	4	2			5.53	
2	I3+pi4		7.25	2.42	1	4	4	3	3	4	4	2			9.67	
3	SySp4	F	6.50	0.33	0	2	1	0	1	1	0	-1			6.83	
4	I4+pi4		7.50	2.25	3	3	3	3	3	3	3	3			9.75	
5	TrE4		5.00	1.75	3	3	3	3	4	4	4	4			6.75	
6	NHEB+s4		5.00	1.42	3	3	3	3	3	3	2	2			6.42	
7	ME4		6.50	2.38	3	3	4	4	4	4	3	4			8.88	
8	AL2		4.00	1.47	4	4	3	3	4	4	4	3			5.47	
			45.75												59.30	
Program Components				Factor												
Composition				2.67	8.50	8.75	9.00	8.75	8.50	8.50	8.25	8.25				8.54
Presentation				2.67	8.25	8.75	8.75	8.25	8.50	8.50	8.25	8.50				8.46
Skating Skills				2.67	8.00	8.50	8.75	8.50	8.00	8.50	8.00	8.25				8.29
Judges Total Program Component Score (factored)															67.52	

Deductions:	Falls	-1.00 (1)	-1.00
--------------------	-------	-----------	--------------

CS FRENCH CUP 2025

JUDGES DETAILS PER SKATER

JUNIOR SYNCHRONIZED SKATING FREE SKATING

Rank	Name	Nation	Starting Number	Total Segment Score	Total Element Score	Total Program Component Score (factored)	Total Deductions
3	Team Nova Juniors	CAN	17	119.17	56.53	62.64	0.00

#	Executed Elements	Info	Base Value	GOE	J1	J2	J3	J4	J5	J6	J7	J8	J9	Ref.	Scores of Panel
1	Cr1		4.00	1.07	2	3	2	1	3	3	3	3			5.07
2	I4+pi4		7.50	1.88	0	3	3	3	3	3	2	1			9.38
3	AL2		4.00	0.73	3	2	2	1	2	2	2	1			4.73
4	TrE4		5.00	1.08	1	2	2	2	4	3	2	2			6.08
5	I4+pi4		7.50	1.88	2	3	2	3	3	2	3	2			9.38
6	ME4		6.50	1.73	2	2	3	3	3	3	3	2			8.23
7	NHEB+s4		5.00	1.08	2	3	2	2	2	2	3	2			6.08
8	SySp4		6.50	1.08	1	2	1	2	2	2	1	2			7.58
			46.00												56.53
Program Components				Factor											
	Composition			2.67	7.50	8.00	8.00	8.25	7.75	7.50	8.50	7.50			7.83
	Presentation			2.67	7.75	8.00	8.00	7.75	7.25	7.75	8.50	8.00			7.88
	Skating Skills			2.67	7.50	7.75	7.75	8.25	7.25	7.75	8.00	7.75			7.75
Judges Total Program Component Score (factored)															62.64

Deductions:

0.00

Rank	Name	Nation	Starting Number	Total Segment Score	Total Element Score	Total Program Component Score (factored)	Total Deductions
4	Team Fond du Lac Blades Junior	USA	18	117.42	53.90	63.52	0.00

#	Executed Elements	Info	Base Value	GOE	J1	J2	J3	J4	J5	J6	J7	J8	J9	Ref.	Scores of Panel
1	ME4		6.50	1.95	3	3	3	3	3	3	4	2			8.45
2	TrE4		5.00	1.25	2	3	3	3	2	2	3	2			6.25
3	Cr1		4.00	0.87	0	2	2	1	3	3	3	2			4.87
4	I4+pi4		7.50	1.75	2	2	2	3	3	2	3	2			9.25
5	SySp4		6.50	1.84	2	3	3	4	3	3	3	2			8.34
6	AL2		4.00	0.87	2	2	2	1	3	3	1	3			4.87
7	I4+pi4		7.50	1.63	1	2	2	2	3	3	2	2			9.13
8	NHEB+s2		2.25	0.49	0	3	3	2	3	2	2	1			2.74
			43.25												53.90
Program Components				Factor											
	Composition			2.67	7.25	8.00	8.50	8.50	7.50	7.75	8.75	7.50			7.96
	Presentation			2.67	7.00	8.25	8.50	8.00	7.50	8.25	8.50	7.50			8.00
	Skating Skills			2.67	6.75	8.25	8.25	8.50	7.25	7.75	8.25	7.25			7.83
Judges Total Program Component Score (factored)															63.52

Deductions:

0.00

CS FRENCH CUP 2025

JUDGES DETAILS PER SKATER

JUNIOR SYNCHRONIZED SKATING FREE SKATING

Rank	Name	Nation	Starting Number	Total Segment Score	Total Element Score	Total Program Component Score (factored)	Total Deductions
5	Team Lexettes Junior	USA	16	116.75	54.10	62.65	0.00

#	Executed Elements	Info	Base Value	GOE	J1	J2	J3	J4	J5	J6	J7	J8	J9	Ref.	Scores of Panel	
1	Cr1		4.00	1.00	2	3	3	3	2	3	2	2			5.00	
2	AL2		4.00	0.80	2	2	2	2	2	2	2	3			4.80	
3	I4+pi3		7.00	1.63	3	3	2	2	3	2	2	2			8.63	
4	TrE4		5.00	1.25	2	3	2	2	3	2	3	3			6.25	
5	I4+pi4		7.50	1.63	2	3	2	2	3	2	2	2			9.13	
6	NHEB+s3		3.75	1.13	3	3	4	2	3	3	3	3			4.88	
7	SySp4		6.50	1.41	3	2	3	1	2	2	2	2			7.91	
8	ME4<	<	6.25	1.25	2	2	2	3	2	2	1	2			7.50	
			44.00												54.10	
Program Components				Factor												
Composition				2.67	8.25	8.00	8.25	8.00	7.25	7.00	7.75	7.75				7.83
Presentation				2.67	8.00	8.25	8.50	7.50	7.00	7.50	8.00	8.25				7.92
Skating Skills				2.67	7.75	8.00	8.00	7.75	7.00	7.25	7.50	8.25				7.71
Judges Total Program Component Score (factored)															62.65	

Deductions:															0.00
--------------------	--	--	--	--	--	--	--	--	--	--	--	--	--	--	-------------

Rank	Name	Nation	Starting Number	Total Segment Score	Total Element Score	Total Program Component Score (factored)	Total Deductions
6	Team Ice Ignite Junior	CAN	15	109.00	52.80	58.20	-2.00

#	Executed Elements	Info	Base Value	GOE	J1	J2	J3	J4	J5	J6	J7	J8	J9	Ref.	Scores of Panel	
1	I4+pi4		7.50	1.63	2	3	2	1	3	2	3	1			9.13	
2	TrE4		5.00	1.25	3	3	3	2	2	3	2	2			6.25	
3	NHEB+s4		5.00	1.08	2	2	3	2	3	2	0	2			6.08	
4	SySp4		6.50	1.19	2	1	3	2	2	2	1	2			7.69	
5	I4+pi4	F	7.50	-1.25	-2	0	0	-1	-4	-4	-1	-2			6.25	
6	ME4		6.50	1.30	2	2	2	3	2	2	2	1			7.80	
7	AL2		4.00	0.80	3	1	3	1	2	2	2	2			4.80	
8	Cr1		4.00	0.80	2	3	3	2	2	2	1	1			4.80	
			46.00												52.80	
Program Components				Factor												
Composition				2.67	8.00	7.50	8.50	7.75	7.00	6.75	7.25	6.75				7.38
Presentation				2.67	8.00	7.00	7.75	7.50	7.00	6.50	7.25	7.25				7.29
Skating Skills				2.67	7.50	7.50	7.50	7.00	7.00	6.75	6.75	7.00				7.13
Judges Total Program Component Score (factored)															58.20	

Deductions:	Program time violation	-1.00	Falls													-2.00
--------------------	------------------------	-------	-------	--	--	--	--	--	--	--	--	--	--	--	--	--------------

CS FRENCH CUP 2025

JUDGES DETAILS PER SKATER

JUNIOR SYNCHRONIZED SKATING FREE SKATING

Rank	Name	Nation	Starting Number	Total Segment Score	Total Element Score	Total Program Component Score (factored)	Total Deductions
7	Team Seaside Junior	SWE	14	108.87	54.46	54.41	0.00

#	Executed Elements	Info	Base Value	GOE	J1	J2	J3	J4	J5	J6	J7	J8	J9	Ref.	Scores of Panel	
1	Cr1		4.00	0.80	2	2	2	2	2	3	2	2			4.80	
2	ME4		6.50	1.63	2	2	3	3	3	3	2	2			8.13	
3	SySp4		6.50	1.30	2	2	3	1	2	2	2	2			7.80	
4	TrE4		5.00	1.00	2	2	2	1	2	2	2	2			6.00	
5	I4+pi4		7.50	1.50	2	2	2	2	2	3	2	2			9.00	
6	AL2		4.00	0.93	3	3	2	2	3	2	2	1			4.93	
7	NHEB+s4		5.00	0.17	-1	0	0	1	2	1	0	0			5.17	
8	I4+pi4		7.50	1.13	1	1	2	1	2	2	2	1			8.63	
			46.00												54.46	
Program Components				Factor												
Composition				2.67	7.25	7.00	7.25	7.00	6.25	6.75	6.50	6.75	6.50	6.75		6.88
Presentation				2.67	6.50	7.00	7.00	7.50	6.75	6.75	6.25	6.50	6.50	6.50		6.75
Skating Skills				2.67	7.00	6.75	7.00	7.25	6.50	6.50	6.25	6.75	6.75	6.75		6.75
Judges Total Program Component Score (factored)														54.41		

Deductions:	0.00
--------------------	-------------

Rank	Name	Nation	Starting Number	Total Segment Score	Total Element Score	Total Program Component Score (factored)	Total Deductions
8	Team Ice Fire Junior	POL	13	93.48	46.73	46.75	0.00

#	Executed Elements	Info	Base Value	GOE	J1	J2	J3	J4	J5	J6	J7	J8	J9	Ref.	Scores of Panel	
1	Cr1		4.00	0.13	0	-1	0	1	2	1	0	0			4.13	
2	I4+pi4		7.50	0.63	1	-2	0	0	2	2	2	0			8.13	
3	AL2		4.00	0.53	1	1	0	3	2	1	2	1			4.53	
4	SySp4		6.50	0.22	-1	-1	0	0	1	1	1	1			6.72	
5	ME4<	<	6.25	0.42	0	0	0	1	1	1	1	1			6.67	
6	NHEB+s3		3.75	0.38	0	0	1	1	2	2	2	-1			4.13	
7	I3+pi3		6.75	0.34	-1	-1	1	1	1	1	1	0			7.09	
8	TrE4		5.00	0.33	0	0	0	1	2	1	2	0			5.33	
			43.75												46.73	
Program Components				Factor												
Composition				2.67	6.00	5.00	6.00	6.75	5.75	5.75	6.75	5.50	5.96			5.96
Presentation				2.67	5.50	5.50	6.00	7.00	5.75	5.50	6.50	6.00	5.88			5.88
Skating Skills				2.67	5.00	6.00	5.75	6.75	5.50	5.75	5.75	5.25	5.67			5.67
Judges Total Program Component Score (factored)														46.75		

Deductions:	0.00
--------------------	-------------

Costume/Prop violation	(1 of 9)
------------------------	----------

CS FRENCH CUP 2025

JUDGES DETAILS PER SKATER

JUNIOR SYNCHRONIZED SKATING FREE SKATING

Rank	Name	Nation	Starting Number	Total Segment Score	Total Element Score	Total Program Component Score (factored)	Total Deductions									
9	Team Cool Dreams Junior	SUI	12	89.45	44.27	45.18	0.00									
#	Executed Elements	Info	Base Value	GOE	J1	J2	J3	J4	J5	J6	J7	J8	J9	Ref.	Scores of Panel	
1	I2+pi4		6.50	0.65	0	-1	1	1	2	2	1	1			7.15	
2	TrE4		5.00	0.67	2	0	2	1	1	1	2	1			5.67	
3	ME3<	<	5.25	0.18	0	-1	0	0	2	1	0	1			5.43	
4	Cr1		4.00	0.40	1	0	1	1	2	1	1	1			4.40	
5	I3+pi3		6.75	0.11	-1	0	1	1	2	0	0	-1			6.86	
6	SySp4		6.50	-1.19	-1	-2	-2	-2	-2	-1	-2	-2			5.31	
7	NHEB+s4		5.00	-0.08	0	0	-1	0	0	0	0	-1			4.92	
8	AL2		4.00	0.53	2	0	2	1	2	1	1	1			4.53	
			43.00												44.27	
Program Components				Factor												
Composition				2.67	5.75	5.75	6.00	5.50	5.75	5.75	5.75	5.75	5.75	5.75		5.75
Presentation				2.67	6.00	5.50	5.75	5.75	5.50	5.75	5.75	5.75	5.75	5.75		5.71
Skating Skills				2.67	5.50	5.50	5.75	5.25	5.50	5.75	5.25	5.25	5.25	5.25		5.46
Judges Total Program Component Score (factored)														45.18		

Deductions:

0.00

Rank	Name	Nation	Starting Number	Total Segment Score	Total Element Score	Total Program Component Score (factored)	Total Deductions									
10	Team Moonlights Junior	SWE	11	83.15	40.66	43.49	-1.00									
#	Executed Elements	Info	Base Value	GOE	J1	J2	J3	J4	J5	J6	J7	J8	J9	Ref.	Scores of Panel	
1	ME3		5.50	0.73	-1	2	2	0	1	2	1	2			6.23	
2	SySp4		6.50	0.33	0	0	0	0	1	1	1	1			6.83	
3	NHEB+s3		3.75	0.06	0	1	0	0	0	1	-2	0			3.81	
4	Cr1		4.00	0.33	0	1	1	1	1	0	1	1			4.33	
5	I2+pi3		5.75	0.58	1	2	2	1	1	1	0	0			6.33	
6	TrE2	F	3.00	-0.40	-1	0	-1	-2	-1	-2	-1	-2			2.60	
7	AL2		4.00	0.20	1	0	0	0	1	1	2	0			4.20	
8	I2+pi3		5.75	0.58	0	1	1	1	1	1	2	1			6.33	
			38.25												40.66	
Program Components				Factor												
Composition				2.67	5.25	5.75	6.50	5.75	5.50	5.50	5.50	5.50	5.00			5.54
Presentation				2.67	5.75	5.50	6.25	5.25	5.25	5.25	5.25	5.50	5.50			5.46
Skating Skills				2.67	5.25	5.75	5.75	5.25	5.00	5.25	4.75	5.25				5.29
Judges Total Program Component Score (factored)														43.49		
Deductions:			Falls	-1.00 (1)											-1.00	

CS FRENCH CUP 2025

JUDGES DETAILS PER SKATER

JUNIOR SYNCHRONIZED SKATING FREE SKATING

Rank	Name	Nation	Starting Number	Total Segment Score	Total Element Score	Total Program Component Score (factored)	Total Deductions
11	Team Ladybirds Junior	ITA	10	72.82	34.31	38.51	0.00

#	Executed Elements	Info	Base Value	GOE	J1	J2	J3	J4	J5	J6	J7	J8	J9	Ref.	Scores of Panel	
1	I3+pi3		6.75	-1.24	-2	-1	-2	-2	-2	-1	-2	-2			5.51	
2	NHEB+s1		0.75	-0.08	-1	-2	-1	-1	-1	0	-1	-1			0.67	
3	ME3		5.50	-0.18	-1	0	0	0	0	0	-1	-1			5.32	
4	Cr1		4.00	-0.27	0	-3	-2	0	-1	0	-1	0			3.73	
5	SySp3		5.50	0.00	0	0	0	-1	0	0	0	0			5.50	
6	I4+pi3		7.00	-0.47	-1	-1	-1	-1	0	0	0	-1			6.53	
7	AB2		4.00	0.20	0	0	0	-1	1	1	1	1			4.20	
8	TrE2		3.00	-0.15	-1	0	0	-1	0	-1	-1	0			2.85	
			36.50												34.31	
Program Components				Factor												
Composition				2.67	4.75	4.50	5.75	5.50	5.00	4.50	5.00	4.25				4.88
Presentation				2.67	5.25	4.50	5.00	5.00	5.00	4.75	4.50	4.75				4.83
Skating Skills				2.67	4.75	4.25	4.75	4.75	4.75	4.75	4.50	4.75				4.71
Judges Total Program Component Score (factored)																38.51

Deductions:

0.00

Rank	Name	Nation	Starting Number	Total Segment Score	Total Element Score	Total Program Component Score (factored)	Total Deductions
12	Team Jeanne D'Arc Junior	FRA	8	72.05	34.77	37.28	0.00

#	Executed Elements	Info	Base Value	GOE	J1	J2	J3	J4	J5	J6	J7	J8	J9	Ref.	Scores of Panel	
1	I2+pi2		4.75	0.24	0	1	0	0	1	1	2	0			4.99	
2	Cr1		4.00	0.13	0	0	0	0	0	1	1	1			4.13	
3	NHEB+s2		2.25	-0.23	-1	-1	0	-1	-1	-1	-2	-1			2.02	
4	SySp3		5.50	-0.83	-2	-1	-2	-3	-2	-1	-1	-1			4.67	
5	AL2		4.00	0.27	0	1	0	1	0	1	1	1			4.27	
6	ME2		4.50	0.23	0	1	0	0	1	1	0	1			4.73	
7	I3+pi3		6.75	0.11	0	0	-1	0	1	0	1	0			6.86	
8	TrE2		3.00	0.10	0	0	1	-2	0	0	1	1			3.10	
			34.75												34.77	
Program Components				Factor												
Composition				2.67	4.75	4.75	4.75	5.00	4.75	5.00	5.25	4.50				4.83
Presentation				2.67	5.25	4.25	4.25	4.50	4.75	4.75	5.00	4.75				4.67
Skating Skills				2.67	4.50	4.25	4.00	4.75	4.50	4.75	4.50	4.25				4.46
Judges Total Program Component Score (factored)																37.28

Deductions:

0.00

CS FRENCH CUP 2025

JUDGES DETAILS PER SKATER

JUNIOR SYNCHRONIZED SKATING FREE SKATING

Rank	Name	Nation	Starting Number	Total Segment Score	Total Element Score	Total Program Component Score (factored)	Total Deductions									
13	Team Solway Stars Junior	GBR	9	66.43	34.61	34.82	-3.00									
#	Executed Elements	Info	Base Value	GOE	J1	J2	J3	J4	J5	J6	J7	J8	J9	Ref.	Scores of Panel	
1	TrE3		4.00	-0.07	0	0	1	-4	-2	0	1	0			3.93	
2	NHEB+s3		3.75	0.00	0	0	0	0	0	0	0	-1			3.75	
3	ME2		4.50	-0.30	0	-2	-1	-2	-1	0	0	1			4.20	
4	I3+pi2		6.00	-0.70	-1	-2	-1	-2	0	0	-2	-1			5.30	
5	SySp4	F	6.50	-2.17	-3	-3	-3	-4	-4	-3	-3	-4			4.33	
6	I3+pi2		6.00	-0.90	-2	-3	-1	-1	-1	-1	-1	-3			5.10	
7	AL2		4.00	0.13	1	0	0	0	1	0	1	0			4.13	
8	Cr1		4.00	-0.13	0	-1	0	-3	0	0	1	-1			3.87	
			38.75												34.61	
Program Components				Factor												
Composition				2.67	5.25	3.75	5.25	4.50	4.75	4.75	4.75	4.00				4.67
Presentation				2.67	3.50	3.50	4.25	3.75	4.50	4.25	4.75	4.00				4.04
Skating Skills				2.67	4.75	3.75	4.50	3.50	4.75	4.75	4.25	4.00				4.33
Judges Total Program Component Score (factored)															34.82	
Deductions:				Falls	-3.00 (3)											-3.00

Rank	Name	Nation	Starting Number	Total Segment Score	Total Element Score	Total Program Component Score (factored)	Total Deductions									
14	Team Black Diam's Junior	FRA	7	65.65	33.13	32.52	0.00									
#	Executed Elements	Info	Base Value	GOE	J1	J2	J3	J4	J5	J6	J7	J8	J9	Ref.	Scores of Panel	
1	TrE3		4.00	-0.13	0	-1	-1	-1	1	0	0	0			3.87	
2	ME2		4.50	-0.15	-1	-1	-1	0	0	0	0	0			4.35	
3	NHEB+s1		0.75	-0.05	-2	-1	-1	-1	0	0	0	-1			0.70	
4	AL2		4.00	-0.40	-1	-2	-1	-1	-1	-1	0	-1			3.60	
5	I3+pi2		6.00	-0.60	-2	-2	-1	-2	0	0	0	-1			5.40	
6	SySp3		5.50	-0.73	-1	-1	-1	-2	-2	-1	0	-2			4.77	
7	Cr1		4.00	-0.20	0	-2	-1	0	-1	-1	1	0			3.80	
8	I3+pi3		6.75	-0.11	0	0	-1	0	0	0	-1	0			6.64	
			35.50												33.13	
Program Components				Factor												
Composition				2.67	4.00	3.25	3.50	5.25	4.25	4.25	4.75	4.00				4.13
Presentation				2.67	4.50	3.50	3.75	4.25	4.25	4.25	4.50	4.00				4.17
Skating Skills				2.67	4.00	3.75	3.75	4.00	4.00	3.50	4.25	3.75				3.88
Judges Total Program Component Score (factored)															32.52	
Deductions:															0.00	

CS FRENCH CUP 2025
JUDGES DETAILS PER SKATER
JUNIOR SYNCHRONIZED SKATING FREE SKATING

Rank	Name	Nation	Starting Number	Total Segment Score	Total Element Score	Total Program Component Score (factored)	Total Deductions
15	Team Salamandres Junior	FRA	5	59.13	27.75	31.38	0.00

#	Executed Elements	Info	Base Value	GOE	J1	J2	J3	J4	J5	J6	J7	J8	J9	Ref.	Scores of Panel
1	I2+pi2		4.75	-1.27	-2	-4	-3	-4	-2	-2	-2	-3			3.48
2	TrE1		2.00	-0.17	0	-1	-2	-2	0	-1	1	-1			1.83
3	SySp2		4.50	-0.30	-1	-2	0	-3	0	0	0	-1			4.20
4	ME2<	<	4.25	-0.36	-1	-1	-1	-3	-1	0	0	-1			3.89
5	Cr1		4.00	0.07	0	0	0	0	0	0	1	1			4.07
6	AL2		4.00	0.27	1	0	1	0	0	1	2	1			4.27
7	NHEB+s1		0.75	-0.01	0	0	-1	-1	0	0	1	0			0.74
8	I2+pi3		5.75	-0.48	-1	-1	-1	-2	0	0	-1	-1			5.27
			30.00												27.75
Program Components				Factor											
Composition				2.67	3.75	3.25	3.75	4.25	4.25	4.25	4.75	4.00			4.04
Presentation				2.67	3.50	3.50	3.50	4.50	4.25	3.75	4.50	3.75			3.88
Skating Skills				2.67	3.75	3.00	3.50	4.50	3.75	3.75	4.25	4.00			3.83
Judges Total Program Component Score (factored)														31.38	

Deductions:															0.00
--------------------	--	--	--	--	--	--	--	--	--	--	--	--	--	--	-------------

Rank	Name	Nation	Starting Number	Total Segment Score	Total Element Score	Total Program Component Score (factored)	Total Deductions
16	Team Iceskateers Elite Junior	AUS	6	58.17	28.89	30.28	-1.00

#	Executed Elements	Info	Base Value	GOE	J1	J2	J3	J4	J5	J6	J7	J8	J9	Ref.	Scores of Panel
1	I2+pi2		4.75	-0.79	-3	-1	-2	-2	-2	-1	-1	-2			3.96
2	SySp3	F	5.50	-1.47	-2	-2	-4	-4	-3	-3	-2	-2			4.03
3	I2+pi2		4.75	-0.08	0	0	-1	-1	0	0	0	0			4.67
4	TrE2		3.00	-0.20	-1	0	-1	-2	0	-1	0	-1			2.80
5	Cr1		4.00	-0.13	0	-1	0	-1	0	-1	0	1			3.87
6	NHEB+s1		0.75	-0.01	1	0	-1	-2	0	0	0	0			0.74
7	ME3<	<	5.25	-0.70	-2	-1	-2	-3	-1	-1	-1	-1			4.55
8	AL2		4.00	0.27	1	0	1	0	1	0	1	1			4.27
			32.00												28.89
Program Components				Factor											
Composition				2.67	4.25	3.50	3.75	3.50	4.25	4.00	3.75	4.25			3.92
Presentation				2.67	4.25	3.75	3.75	3.25	4.00	3.75	3.75	4.50			3.88
Skating Skills				2.67	3.75	3.50	3.50	3.00	3.75	3.50	3.25	4.00			3.54
Judges Total Program Component Score (factored)														30.28	

Deductions:	Falls	-1.00	(1)												-1.00
--------------------	-------	-------	-----	--	--	--	--	--	--	--	--	--	--	--	--------------

CS FRENCH CUP 2025
JUDGES DETAILS PER SKATER
JUNIOR SYNCHRONIZED SKATING FREE SKATING

Rank	Name	Nation	Starting Number	Total Segment Score	Total Element Score	Total Program Component Score (factored)	Total Deductions									
17	Team Odyssee Junior	FRA	3	57.69	30.11	27.58	0.00									
#	Executed Elements	Info	Base Value	GOE	J1	J2	J3	J4	J5	J6	J7	J8	J9	Ref.	Scores of Panel	
1	ME3		5.50	-0.73	-2	-3	-2	-2	-1	-1	0	0			4.77	
2	NHEB+s1		0.75	-0.13	-3	-3	-1	-2	-1	-1	-2	0			0.62	
3	I2+pi2		4.75	-0.56	-1	-2	-1	-2	0	0	-1	-2			4.19	
4	TrE2		3.00	-0.25	0	-2	-2	-2	0	-1	0	0			2.75	
5	Cr1		4.00	-0.13	0	-2	0	-2	0	0	0	0			3.87	
6	AL2		4.00	-0.20	0	-1	0	-1	-1	-1	1	0			3.80	
7	I3+pi2		6.00	-0.20	0	-1	-1	-1	0	0	1	0			5.80	
8	SySp3		5.50	-1.19	-2	-4	-3	-2	-2	-2	-2	-2			4.31	
			33.50												30.11	
Program Components				Factor												
Composition				2.67	4.00	2.25	3.25	3.75	3.25	3.50	4.50	3.50				3.54
Presentation				2.67	3.75	2.25	3.00	3.50	3.50	3.50	4.25	4.00				3.54
Skating Skills				2.67	3.25	2.00	3.00	3.00	3.25	3.25	4.00	3.75				3.25
Judges Total Program Component Score (factored)															27.58	
Deductions:															0.00	

Rank	Name	Nation	Starting Number	Total Segment Score	Total Element Score	Total Program Component Score (factored)	Total Deductions									
18	Team Flammes Junior	FRA	2	57.52	31.14	26.38	0.00									
#	Executed Elements	Info	Base Value	GOE	J1	J2	J3	J4	J5	J6	J7	J8	J9	Ref.	Scores of Panel	
1	Cr1		4.00	0.13	1	0	1	0	0	0	0	1			4.13	
2	NHEB+s2		2.25	-0.34	-2	-2	-1	-2	-1	-1	-2	0			1.91	
3	I2+pi2		4.75	-0.80	-2	-3	-3	-2	-1	-1	-1	-1			3.95	
4	SySp3		5.50	-1.10	-3	-4	-2	-3	-1	-1	-2	-1			4.40	
5	AL2		4.00	-0.20	-1	-2	0	-1	-1	-1	1	1			3.80	
6	I4+pi2		6.25	-0.73	-1	-2	-1	-3	0	-1	-1	-1			5.52	
7	ME2<	<	4.25	-0.29	-1	-2	-1	-2	0	0	1	0			3.96	
8	TrE3		4.00	-0.53	-2	-1	-2	-2	1	-1	-1	-1			3.47	
			35.00												31.14	
Program Components				Factor												
Composition				2.67	3.50	2.25	3.25	3.25	3.75	3.75	3.75	3.00				3.42
Presentation				2.67	3.00	2.50	3.00	3.00	3.50	3.50	3.75	3.25				3.21
Skating Skills				2.67	3.25	2.25	2.75	2.75	3.75	3.75	3.75	3.25				3.25
Judges Total Program Component Score (factored)															26.38	
Deductions:															0.00	

CS FRENCH CUP 2025

JUDGES DETAILS PER SKATER

JUNIOR SYNCHRONIZED SKATING FREE SKATING

Rank	Name	Nation	Starting Number	Total Segment Score	Total Element Score	Total Program Component Score (factored)	Total Deductions
19	Team Elite Junior	TUR	1	50.05	27.67	22.38	0.00

#	Executed Elements	Info	Base Value	GOE	J1	J2	J3	J4	J5	J6	J7	J8	J9	Ref.	Scores of Panel	
1	ME2<	<	4.25	-0.57	-1	-2	-2	-3	-1	-1	-1	0			3.68	
2	I3+pi2		6.00	-1.10	-2	-1	-4	-3	-2	-1	-1	-2			4.90	
3	NHEB+s1		0.75	-0.15	-2	-3	-2	-3	-1	-1	-2	-2			0.60	
4	SySp3		5.50	-1.10	-1	-4	-2	-3	-2	-2	-1	-2			4.40	
5	I2+pi2		4.75	-0.56	0	-2	-2	-2	0	-1	-1	-1			4.19	
6	Cr1		4.00	-0.40	-2	-4	-1	-2	0	0	-1	0			3.60	
7	TrE2		3.00	-0.50	-2	-3	-2	-3	-1	-2	0	0			2.50	
8	AL2		4.00	-0.20	0	-2	0	-2	0	-1	0	0			3.80	
			32.25												27.67	
Program Components				Factor												
Composition				2.67	2.75	2.50	2.75	2.75	3.25	3.25	3.00	2.75				2.88
Presentation				2.67	2.00	2.00	2.50	2.25	3.00	3.25	3.25	3.00				2.67
Skating Skills				2.67	2.75	2.00	2.50	2.50	3.25	3.25	3.00	3.00				2.83
Judges Total Program Component Score (factored)														22.38		

Deductions: **0.00**

Rank	Name	Nation	Starting Number	Total Segment Score	Total Element Score	Total Program Component Score (factored)	Total Deductions
20	Team Mirum Junior	ESP	4	49.55	25.43	27.12	-3.00

#	Executed Elements	Info	Base Value	GOE	J1	J2	J3	J4	J5	J6	J7	J8	J9	Ref.	Scores of Panel	
1	Cr1		4.00	0.33	1	0	1	1	1	0	1	2			4.33	
2	NHEB+s1	F	0.75	-0.29	-4	-5	-4	-4	-3	-4	-4	-3			0.46	
3	I2+pi2	F	4.75	-1.67	-3	-5	-3	-4	-3	-4	-2	-4			3.08	
4	AL2	F	4.00	-1.07	-3	-4	-2	-2	-2	-1	-3	-4			2.93	
5	ME2		4.50	-0.15	0	-2	0	-1	0	-1	0	0			4.35	
6	I2+pi1		3.25	-0.44	-1	-1	-2	-2	-1	-1	-2	-1			2.81	
7	SySp3		5.50	-0.83	-1	-3	-2	-2	-1	-1	-2	-1			4.67	
8	TrE2		3.00	-0.20	0	-2	0	-2	1	-1	0	-1			2.80	
			29.75												25.43	
Program Components				Factor												
Composition				2.67	4.50	2.50	3.75	4.50	3.75	3.50	3.50	3.50				3.75
Presentation				2.67	2.50	2.25	3.00	4.00	3.00	3.00	3.25	3.75				3.08
Skating Skills				2.67	3.75	3.00	3.00	3.50	3.75	3.25	3.00	3.50				3.33
Judges Total Program Component Score (factored)														27.12		

Deductions: Falls -3.00 (3) **-3.00**

Legend:							
#	Sequence number	GOE	Grade of Execution	Jx	Judges (x=1-9)	Ref.	Referee
<	Position, Edge, Timing errors	F	Fall				

CS FRENCH CUP 2025

SYNCHRONIZED SKATING

Patinoire Olympique de l Ile	31 JAN 2025	21:00	Short Program
Lacroix	01 FEB 2025	20:30	Free Skating

Size of Skating Arena:	30m*60m
Ice Conditions:	very good
Number of Entries:	11
Number of Participants:	11

Entry Withdrawn:

Short Program	
Duration:	2:50 +/- 10 seconds
Segment Factor:	1.00
Program Component Factors:	Composition Presentation Skating Skills

CS French Cup 2025

CALCULATION SETUP VERIFICATION FOR REFEREE

Category Synchronized Skating

Event parameter

Software Version	1.8.9.0	Competition Type	International Competition
Elm Xml Version	2425.2	Calculation	ISU Judging System
Sys Elm Xml Version	2425.0	Trimmed Mean	Starts With 5 Judges
		Verification Rules Season	2024-2025

Category parameter

Category type	Synchronized Skating	Level	Senior
Gender	Mixed		

Segment Short Program

General segment factor	1.00	checksum element table:	57cf9ed9def1fcdd07238c5687ead590	
Credit for highlight distribution	1.00	Program time	2:50	
		Start time 2nd half of program	0:00	
		Verification Rules	ISU Rules	
Program components:	Factor	Deductions:	Entered By	Values
General component factor	1.00	1: Costume/Prop violation	Majority	0 -1
1: Composition	1.33	2: Program time violation	Referee	0 -1 -2 -3 -4 -5 -6
2: Presentation	1.33	3: Music requirements violation	Referee	0 -1
3: Skating Skills	1.33	4: Illegal element	Technical Panel	0 -2 -4 -6
		5: Interruption in excess	Referee	0 -1 -2 -3 -4 -5 -6
		6:		
		7: Costume failure	Referee	0 -1
		8: Falls	Technical Panel	-1 per Fall
		9: Un-prescribed/Additional/Rep. Element	Technical Panel	0 -1.5 -3 -4.5 -6
		10:		
		11:		
		12:		
		13:		
		14: Interruption w. allow./Adverse comment	Referee	0 -5
		15:		

Segment Free Skating

checksum element table: **69e2b71446ec8bfc2e8be52d6aa09fe0**

General segment factor	1.00	Program time	4:00 +/- 10 sec.
Credit for highlight distribution	1.00	Start time 2nd half of program	0:00
		Verification Rules	ISU Rules

Program components:	Factor	Deductions:	Entered By	Values
General component factor	1.00			
1: Composition	2.67	1: Costume/Prop violation	Majority	0 -1
2: Presentation	2.67	2: Program time violation	Referee	0 -1 -2 -3 -4 -5 -6
3: Skating Skills	2.67	3: Music requirements violation	Referee	0 -1
		4: Illegal element	Technical Panel	0 -2 -4 -6
		5: Interruption in excess	Referee	0 -1 -2 -3 -4 -5 -6
		6:		
		7: Costume failure	Referee	0 -1
		8: Falls	Technical Panel	-1 per Fall
		9: Un-prescribed/Additional/Rep. Element	Technical Panel	0 -1.5 -3 -4.5 -6
		10:		
		11:		
		12:		
		13:		
		14: Interruption w. allow./Adverse comment	Referee	0 -5
		15:		

Ms. Lois LONG

printed: 10.02.2025 12:18

CS FRENCH CUP 2025

RESULTS

SYNCHRONIZED SKATING

Pl.	Name Club	Nation	Total Score	SP	FS
1	Team Marigold Ice Unity	FIN	217.80	1	1
2	Team NEXXICE	CAN	208.87	2	3
3	Team Unique	FIN	204.54	3	2
4	Team Ice on Fire	ITA	180.30	5	4
5	Team Passion	HUN	170.45	4	5
6	Team Ice Fire Senior	POL	165.28	6	6
7	Team Hot Shivers	ITA	150.57	7	8
8	Team United Angels	GER	147.36	9	7
9	Team Zoulous	FRA	135.50	8	9
10	Team Ice Storm	AUS	110.92	10	10
11	Team Fusion	ESP	100.89	11	11


Ms. Lois LONG, ISU

Referee


Ms. Karen ROBERTSON, ISU

Technical Controller

Legend: SP Short Program FS Free Skating Pl. Place

CS FRENCH CUP 2025
PANEL OF JUDGES
SYNCHRONIZED SKATING SHORT PROGRAM

Officials

Technical Controller	Ms. Karen ROBERTSON	ISU
Technical Specialist	Ms. Ida HELLSTRÖM	ISU
Technical Specialist	Ms. Valerie ARSA BALLESTER	ISU

Judges

Referee	Ms. Lois LONG	ISU
Judge No. 1	Ms. Natalia SZCZESNA	POL
Judge No. 2	Ms. Tuija TOIVAKAINEN	FIN
Judge No. 3	Ms. Laura CICERI	ITA
Judge No. 4	Ms. Noemi STIPKOVITS	HUN
Judge No. 5	Mr. Andrew BOSCO	CAN
Judge No. 6	Mr. Christophe JAILLET	FRA
Judge No. 7	Ms. Moa NORMAN	SWE
Judge No. 8	Ms. Elizabeth ALEXANDRE	AUS

Data/Replay Operator

Data Operator	Mr. Xander GIJTENBEEK	ISU
Replay Operator	Mr. Lionel AVOT	ISU

CS FRENCH CUP 2025

RESULTS

SYNCHRONIZED SKATING SHORT PROGRAM

Pl.	Name Club	Nation	Total Segment Score
1	Team Marigold Ice Unity	FIN	75.48
2	Team NEXXICE	CAN	73.16
3	Team Unique	FIN	65.88
4	Team Passion	HUN	59.93
5	Team Ice on Fire	ITA	59.56
6	Team Ice Fire Senior	POL	57.28
7	Team Hot Shivers	ITA	53.38
8	Team Zoulous	FRA	50.65
9	Team United Angels	GER	49.57
10	Team Ice Storm	AUS	33.93
11	Team Fusion	ESP	30.09


Ms. Lois LONG, ISU

Referee



Ms. Karen ROBERTSON, ISU

Technical Controller



CS FRENCH CUP 2025
JUDGES DETAILS PER SKATER
SYNCHRONIZED SKATING SHORT PROGRAM

Rank	Name	Nation	Starting Number	Total Segment Score	Total Element Score	Total Program Component Score (factored)	Total Deductions									
1	Team Marigold Ice Unity	FIN	2	75.48	39.28	36.20	0.00									
#	Executed Elements	Info	Base Value	GOE	J1	J2	J3	J4	J5	J6	J7	J8	J9	Ref.	Scores of Panel	
1	NHEB+s4		5.00	1.92	4	3	4	4	4	4	3	4			6.92	
2	TrE3		4.00	1.33	5	3	4	3	3	3	3	4			5.33	
3	I4+pi3		7.00	2.80	4	4	5	4	4	4	3	4			9.80	
4	ME4		6.50	2.28	4	3	4	4	4	3	3	3			8.78	
5	SySp4		6.50	1.95	3	3	3	3	3	3	2	3			8.45	
			29.00												39.28	
Program Components				Factor												
Composition				1.33	9.50	8.75	9.25	9.25	9.00	8.50	9.00	9.25				9.08
Presentation				1.33	9.50	9.00	9.50	9.50	9.25	8.75	8.50	9.00				9.17
Skating Skills				1.33	9.25	8.75	9.25	9.50	8.75	8.50	8.75	9.00				8.96
Judges Total Program Component Score (factored)															36.20	
Deductions:															0.00	

Rank	Name	Nation	Starting Number	Total Segment Score	Total Element Score	Total Program Component Score (factored)	Total Deductions									
2	Team NEXXICE	CAN	3	73.16	38.43	34.73	0.00									
#	Executed Elements	Info	Base Value	GOE	J1	J2	J3	J4	J5	J6	J7	J8	J9	Ref.	Scores of Panel	
1	NHEB+s4		5.00	1.75	4	4	4	3	4	3	2	3			6.75	
2	TrE4	!	5.00	0.58	1	2	2	1	1	1	1	1			5.58	
3	I4+pi3		7.00	1.98	3	3	3	3	2	3	2	3			8.98	
4	SySp4		6.50	1.95	4	4	3	2	3	3	2	3			8.45	
5	ME4		6.50	2.17	4	4	4	3	3	3	3	3			8.67	
			30.00												38.43	
Program Components				Factor												
Composition				1.33	9.25	9.25	9.00	8.75	8.75	8.25	8.50	8.75				8.83
Presentation				1.33	9.25	9.50	8.75	8.50	8.50	8.25	8.50	8.75				8.71
Skating Skills				1.33	8.75	9.50	8.50	8.75	8.50	8.00	8.25	8.75				8.58
Judges Total Program Component Score (factored)															34.73	
Deductions:															0.00	

Rank	Name	Nation	Starting Number	Total Segment Score	Total Element Score	Total Program Component Score (factored)	Total Deductions									
3	Team Unique	FIN	5	65.88	35.34	33.54	-3.00									
#	Executed Elements	Info	Base Value	GOE	J1	J2	J3	J4	J5	J6	J7	J8	J9	Ref.	Scores of Panel	
1	I4+pi3	Fx	7.00	-3.50	-5	-5	-5	-5	-5	-5	-5	-5			3.50	
2	TrE4		5.00	1.67	5	4	3	3	3	4	3	3			6.67	
3	SySp4		6.50	2.60	5	4	4	4	4	4	3	4			9.10	
4	ME4		6.50	2.49	4	4	4	3	4	5	3	4			8.99	
5	NHEB+s4		5.00	2.08	5	4	4	4	2	5	4	4			7.08	
			30.00												35.34	
Program Components				Factor												
Composition				1.33	8.25	8.50	8.75	8.50	8.75	8.75	8.25	8.50				8.54
Presentation				1.33	8.25	8.50	8.50	8.25	7.75	8.50	7.50	8.50				8.29
Skating Skills				1.33	8.25	8.25	8.75	8.50	8.25	8.50	7.75	8.50				8.38
Judges Total Program Component Score (factored)															33.54	
Deductions:							Falls								-3.00 (3)	
															-3.00	

CS FRENCH CUP 2025
JUDGES DETAILS PER SKATER
SYNCHRONIZED SKATING SHORT PROGRAM

Rank	Name	Nation	Starting Number	Total Segment Score	Total Element Score	Total Program Component Score (factored)	Total Deductions									
4	Team Passion	HUN	7	59.93	31.94	27.99	0.00									
#	Executed Elements	Info	Base Value	GOE	J1	J2	J3	J4	J5	J6	J7	J8	J9	Ref.	Scores of Panel	
1	SySp4		6.50	1.19	3	0	2	2	2	2	1	2			7.69	
2	ME3		5.50	1.19	3	3	2	3	2	2	1	1			6.69	
3	I4+pi3		7.00	0.12	1	0	0	1	0	0	0	0			7.12	
4	NHEB+s3		3.75	0.69	2	2	2	2	1	2	1	2			4.44	
5	TrE4		5.00	1.00	3	2	2	2	2	2	2	2			6.00	
6			0.00	0.00	-	-	-	-	-	-	-	-			0.00	
			27.75												31.94	
Program Components				Factor												
Composition				1.33	7.50	7.25	6.50	7.75	7.00	7.25	7.00	7.00				7.17
Presentation				1.33	7.25	7.25	6.75	7.50	7.25	7.25	6.75	6.75				7.08
Skating Skills				1.33	6.75	7.00	6.00	7.50	6.50	7.00	6.50	7.00				6.79
Judges Total Program Component Score (factored)															27.99	
Deductions:														0.00		

Rank	Name	Nation	Starting Number	Total Segment Score	Total Element Score	Total Program Component Score (factored)	Total Deductions									
5	Team Ice on Fire	ITA	9	59.56	32.02	28.54	-1.00									
#	Executed Elements	Info	Base Value	GOE	J1	J2	J3	J4	J5	J6	J7	J8	J9	Ref.	Scores of Panel	
1	ME4		6.50	1.73	3	3	3	2	3	4	2	2			8.23	
2	I4+pi4	F	7.50	-1.00	-1	-2	-1	-2	-1	-1	-4	-1			6.50	
3	NHEB+s3		3.75	0.94	3	2	3	2	2	3	3	2			4.69	
4	SySp3		5.50	1.10	3	2	2	2	2	2	1	2			6.60	
5	TrE4		5.00	1.00	2	1	3	2	3	2	1	2			6.00	
			28.25												32.02	
Program Components				Factor												
Composition				1.33	7.50	6.50	7.50	7.00	7.75	7.50	7.25	6.75				7.25
Presentation				1.33	7.50	7.25	7.25	7.00	7.25	7.50	6.75	6.75				7.17
Skating Skills				1.33	7.25	6.75	7.25	7.00	7.50	7.25	6.50	6.75				7.04
Judges Total Program Component Score (factored)															28.54	
Deductions:							Falls	-1.00 (1)						-1.00		

Rank	Name	Nation	Starting Number	Total Segment Score	Total Element Score	Total Program Component Score (factored)	Total Deductions									
6	Team Ice Fire Senior	POL	4	57.28	30.84	26.44	0.00									
#	Executed Elements	Info	Base Value	GOE	J1	J2	J3	J4	J5	J6	J7	J8	J9	Ref.	Scores of Panel	
1	I4+pi4		7.50	0.63	1	2	2	2	-1	-1	0	1			8.13	
2	ME4		6.50	0.87	2	2	1	1	1	2	1	1			7.37	
3	SySp4		6.50	0.65	2	1	2	1	1	1	0	0			7.15	
4	NHEB+s2		2.25	0.27	2	2	1	1	0	2	0	1			2.52	
5	TrE4		5.00	0.67	1	3	2	2	1	2	-1	0			5.67	
			27.75												30.84	
Program Components				Factor												
Composition				1.33	7.25	7.50	6.75	6.75	6.50	7.00	6.50	6.00				6.79
Presentation				1.33	7.00	7.25	6.75	6.50	6.50	7.25	6.25	6.25				6.71
Skating Skills				1.33	6.50	6.75	6.50	6.50	5.50	6.75	6.25	5.75				6.38
Judges Total Program Component Score (factored)															26.44	
Deductions:														0.00		

CS FRENCH CUP 2025
JUDGES DETAILS PER SKATER
SYNCHRONIZED SKATING SHORT PROGRAM

Rank	Name	Nation	Starting Number	Total Segment Score	Total Element Score	Total Program Component Score (factored)	Total Deductions
7	Team Hot Shivers	ITA	10	53.38	25.72	27.66	0.00

#	Executed Elements	Info	Base Value	GOE	J1	J2	J3	J4	J5	J6	J7	J8	J9	Ref.	Scores of Panel
1	ME3		5.50	1.10	3	2	2	1	2	2	2	2			6.60
2	NHEB+s1		0.75	0.14	2	2	2	1	1	2	2	2			0.89
3	TrE4		5.00	0.92	2	3	3	-1	2	1	1	2			5.92
4	SySp2		4.50	0.23	2	2	0	0	0	0	1	-2			4.73
5	I4+pi3		7.00	0.58	2	2	1	1	0	0	0	1			7.58
			22.75												25.72
Program Components				Factor											
	Composition			1.33	7.75	7.25	7.25	6.75	6.75	7.25	7.50	6.50			7.13
	Presentation			1.33	7.75	7.75	6.75	6.25	7.25	7.00	6.75	6.50			7.00
	Skating Skills			1.33	7.00	7.00	6.75	6.00	6.50	6.75	6.50	6.50			6.67
Judges Total Program Component Score (factored)															27.66

Deductions: 0.00

Rank	Name	Nation	Starting Number	Total Segment Score	Total Element Score	Total Program Component Score (factored)	Total Deductions
8	Team Zoulous	FRA	1	50.65	26.30	24.35	0.00

#	Executed Elements	Info	Base Value	GOE	J1	J2	J3	J4	J5	J6	J7	J8	J9	Ref.	Scores of Panel
1	NHEB+s2		2.25	0.30	1	2	2	1	1	2	1	1			2.55
2	ME3		5.50	0.73	2	3	2	1	1	1	-1	1			6.23
3	I2+pi3		5.75	-0.48	-1	0	-1	-1	-1	-2	-1	0			5.27
4	SySp4		6.50	0.33	1	1	1	0	1	0	-1	0			6.83
5	TrE4		5.00	0.42	2	0	1	1	2	1	0	0			5.42
			25.00												26.30
Program Components				Factor											
	Composition			1.33	6.25	6.75	6.50	5.75	6.25	5.75	5.50	6.50			6.17
	Presentation			1.33	6.50	6.50	6.75	5.50	6.50	5.75	5.00	6.25			6.17
	Skating Skills			1.33	6.00	7.25	6.50	5.75	6.00	5.50	5.25	6.00			5.96
Judges Total Program Component Score (factored)															24.35

Deductions: 0.00

Rank	Name	Nation	Starting Number	Total Segment Score	Total Element Score	Total Program Component Score (factored)	Total Deductions
9	Team United Angels	GER	8	49.57	26.40	23.17	0.00

#	Executed Elements	Info	Base Value	GOE	J1	J2	J3	J4	J5	J6	J7	J8	J9	Ref.	Scores of Panel
1	TrE4		5.00	0.58	2	0	1	1	1	2	1	1			5.58
2	SySp4		6.50	0.54	2	2	0	1	1	1	0	0			7.04
3	NHEB+s1		0.75	0.04	0	1	1	0	0	2	0	1			0.79
4	ME3		5.50	0.37	0	1	1	0	1	2	1	0			5.87
5	I4+pi3		7.00	0.12	0	0	0	0	0	0	1	1			7.12
			24.75												26.40
Program Components				Factor											
	Composition			1.33	6.75	5.50	5.50	5.75	5.50	6.75	6.50	4.75			5.92
	Presentation			1.33	6.00	5.25	5.25	5.50	6.25	6.50	6.25	5.00			5.75
	Skating Skills			1.33	6.25	5.25	5.50	5.50	5.75	6.25	6.25	4.50			5.75
Judges Total Program Component Score (factored)															23.17

Deductions: 0.00

CS FRENCH CUP 2025
JUDGES DETAILS PER SKATER
SYNCHRONIZED SKATING SHORT PROGRAM

Rank	Name	Nation	Starting Number	Total Segment Score	Total Element Score	Total Program Component Score (factored)			Total Deductions							
10	Team Ice Storm	AUS	11	33.93	18.74	16.19			-1.00							
#	Executed Elements	Info	Base Value	GOE	J1	J2	J3	J4	J5	J6	J7	J8	J9	Ref.	Scores of Panel	
1	I4+pi2		6.25	-0.52	1	-2	1	0	-1	-1	-2	-2			5.73	
2	NHEB+s1		0.75	-0.03	0	0	0	-1	-1	0	0	-1			0.72	
3	SySp3		5.50	-0.46	-2	-2	0	-1	0	0	-2	0			5.04	
4	ME2		4.50	-0.38	0	0	-1	-2	0	-1	-2	-1			4.12	
5	TrE3	F	4.00	-0.87	-2	-3	-2	-2	-1	-2	-3	-2			3.13	
			21.00												18.74	
Program Components				Factor												
Composition				1.33	3.50	4.25	3.75	4.50	4.25	4.75	4.75	3.75				4.21
Presentation				1.33	3.25	3.75	3.50	4.25	4.00	4.75	4.50	3.75				3.96
Skating Skills				1.33	4.00	3.50	3.75	3.75	4.75	4.50	4.00	4.00				4.00
Judges Total Program Component Score (factored)															16.19	
Deductions:			Falls	-1.00 (1)											-1.00	

Rank	Name	Nation	Starting Number	Total Segment Score	Total Element Score	Total Program Component Score (factored)			Total Deductions							
11	Team Fusion	ESP	6	30.09	15.46	16.63			-2.00							
#	Executed Elements	Info	Base Value	GOE	J1	J2	J3	J4	J5	J6	J7	J8	J9	Ref.	Scores of Panel	
1	SySp3	Fx	5.50	-2.11	-3	-4	-4	-4	-4	-4	-3	-5			3.39	
2	NHEB+s1		0.75	-0.09	0	1	-2	-3	-1	-2	-1	-1			0.66	
3	I2+pi2		4.75	-1.03	-1	-4	-2	-3	-2	-2	-2	-2			3.72	
4	ME2		4.50	-0.68	0	0	-3	-3	-1	0	-2	-3			3.82	
5	TrE3		4.00	-0.13	0	0	1	-1	0	0	-1	-1			3.87	
			19.50												15.46	
Program Components				Factor												
Composition				1.33	4.50	5.75	3.75	4.25	3.75	5.00	4.50	3.50				4.29
Presentation				1.33	4.50	4.75	3.25	4.00	3.75	4.75	4.00	3.50				4.08
Skating Skills				1.33	4.25	4.75	3.50	4.00	4.00	4.75	4.00	3.75				4.13
Judges Total Program Component Score (factored)															16.63	
Deductions:			Falls	-2.00 (2)											-2.00	

Legend:							
#	Sequence number	GOE	Grade of Execution	Jx	Judges (x=1-9)	Ref.	Referee
!	At the same time	F	Fall	Fx	Fall > 1		

CS FRENCH CUP 2025

RESULTS

SYNCHRONIZED SKATING FREE SKATING

Pl.	Name Club	Nation	Total Segment Score
1	Team Marigold Ice Unity	FIN	142.32
2	Team Unique	FIN	138.66
3	Team NEXXICE	CAN	135.71
4	Team Ice on Fire	ITA	120.74
5	Team Passion	HUN	110.52
6	Team Ice Fire Senior	POL	108.00
7	Team United Angels	GER	97.79
8	Team Hot Shivers	ITA	97.19
9	Team Zoulous	FRA	84.85
10	Team Ice Storm	AUS	76.99
11	Team Fusion	ESP	70.80

Ms. Lois LONG, ISU

Referee



Ms. Karen ROBERTSON, ISU

Technical Controller



CS FRENCH CUP 2025
JUDGES DETAILS PER SKATER
SYNCHRONIZED SKATING FREE SKATING

Rank	Name	Nation	Starting Number	Total Segment Score	Total Element Score	Total Program Component Score (factored)	Total Deductions									
1	Team Marigold Ice Unity	FIN	11	142.32	71.65	71.67	-1.00									
#	Executed Elements	Info	Base Value	GOE	J1	J2	J3	J4	J5	J6	J7	J8	J9	Ref.	Scores of Panel	
1	ME4		6.50	2.49	4	0	4	4	4	4	3	4			8.99	
2	GL4		7.50	2.50	2	3	4	4	3	4	3	3			10.00	
3	PB2		4.50	1.65	4	4	4	4	3	5	2	3			6.15	
4	Pa4	F	6.50	0.65	1	1	1	1	1	1	1	1			7.15	
5	I3+pi4		7.25	1.81	3	4	2	2	0	4	2	2			9.06	
6	Cr1		4.00	1.33	4	3	3	4	3	4	3	3			5.33	
7	I4+piB		4.25	1.21	3	1	2	3	3	3	3	4			5.46	
8	TwE4		6.50	2.28	4	3	3	3	3	4	4	4			8.78	
9	AW2		4.00	1.33	4	4	3	3	4	3	3	3			5.33	
10	NHE4+sB		4.00	1.40	4	3	3	3	4	4	4	3			5.40	
			55.00												71.65	
Program Components				Factor												
Composition				2.67	9.25	9.00	9.00	9.00	8.50	9.25	9.00	9.00				9.04
Presentation				2.67	9.25	8.75	8.75	9.00	9.00	9.25	8.75	8.75				8.92
Skating Skills				2.67	9.00	8.75	8.75	9.50	8.75	9.00	8.50	9.00				8.88
Judges Total Program Component Score (factored)															71.67	
Deductions:				Falls	-1.00 (1)											-1.00

Rank	Name	Nation	Starting Number	Total Segment Score	Total Element Score	Total Program Component Score (factored)	Total Deductions									
2	Team Unique	FIN	9	138.66	72.00	68.66	-2.00									
#	Executed Elements	Info	Base Value	GOE	J1	J2	J3	J4	J5	J6	J7	J8	J9	Ref.	Scores of Panel	
1	TwE4		6.50	2.71	4	4	4	4	5	5	4	4			9.21	
2	I4+piB		4.25	1.35	4	3	3	3	3	3	3	4			5.60	
3	Pa4		6.50	2.82	5	4	4	4	5	4	5	4			9.32	
4	GL4		7.50	2.38	4	4	2	3	3	3	3	3			9.88	
5	AW2		4.00	1.33	4	3	3	3	4	3	3	4			5.33	
6	PB3	F	5.50	-0.55	-2	-2	0	0	-3	0	-2	1			4.95	
7	I4+pi4		7.50	2.63	4	3	3	3	2	4	4	4			10.13	
8	ME4		6.50	2.38	4	4	3	3	4	4	3	4			8.88	
9	NHE3+sB	F	3.00	0.30	3	-1	1	1	0	0	2	2			3.30	
10	Cr1		4.00	1.40	4	4	3	3	4	2	3	4			5.40	
			55.25												72.00	
Program Components				Factor												
Composition				2.67	8.75	8.50	8.75	8.75	8.75	8.75	8.75	8.50	8.75			8.71
Presentation				2.67	8.75	8.25	8.50	8.25	7.75	8.50	8.75	8.75			8.50	
Skating Skills				2.67	8.75	8.50	8.75	8.25	8.25	8.75	8.25	8.50			8.50	
Judges Total Program Component Score (factored)															68.66	
Deductions:				Falls	-2.00 (2)											-2.00

CS FRENCH CUP 2025
JUDGES DETAILS PER SKATER
SYNCHRONIZED SKATING FREE SKATING

Rank	Name	Nation	Starting Number	Total Segment Score	Total Element Score	Total Program Component Score (factored)	Total Deductions									
3	Team NEXXICE	CAN	10	135.71	69.40	67.31	-1.00									
#	Executed Elements	Info	Base Value	GOE	J1	J2	J3	J4	J5	J6	J7	J8	J9	Ref.	Scores of Panel	
1	Cr1		4.00	1.40	4	4	3	3	4	2	3	4			5.40	
2	I4+piB		4.25	1.35	4	3	3	3	3	3	1	4			5.60	
3	PB3		5.50	1.47	2	3	3	3	2	4	1	3			6.97	
4	Pa4		6.50	1.19	1	3	2	2	3	1	1	2			7.69	
5	TwE4		6.50	1.73	2	4	2	2	4	3	2	3			8.23	
6	NHE4+sB		4.00	1.07	2	3	2	3	3	2	3	4			5.07	
7	AW2		4.00	0.87	2	2	3	2	2	2	2	3			4.87	
8	ME4		6.50	2.17	4	4	3	3	4	3	3	3			8.67	
9	GL4		7.50	1.63	1	3	2	3	2	3	1	2			9.13	
10	I3+pi3		6.75	1.02	1	1	2	1	1	3	1	3			7.77	
			55.50												69.40	
Program Components				Factor												
Composition				2.67	7.75	8.75	8.75	8.25	8.75	8.50	8.00	9.00				8.50
Presentation				2.67	7.75	8.75	8.50	8.00	8.50	8.50	8.25	8.75				8.42
Skating Skills				2.67	7.50	8.50	8.50	8.00	8.50	8.25	8.00	8.75				8.29
Judges Total Program Component Score (factored)															67.31	
Deductions:				Falls -1.00 (1)											-1.00	

Rank	Name	Nation	Starting Number	Total Segment Score	Total Element Score	Total Program Component Score (factored)	Total Deductions									
4	Team Ice on Fire	ITA	7	120.74	61.65	59.09	0.00									
#	Executed Elements	Info	Base Value	GOE	J1	J2	J3	J4	J5	J6	J7	J8	J9	Ref.	Scores of Panel	
1	AC2		4.00	0.47	2	0	2	0	2	3	1	0			4.47	
2	ME3		5.50	0.92	1	1	2	1	2	3	2	2			6.42	
3	I3+piB		3.75	0.75	2	1	3	1	2	3	2	2			4.50	
4	PB2		4.50	0.75	2	1	3	2	2	2	1	1			5.25	
5	GL3		6.50	0.43	0	-1	3	-2	2	2	1	0			6.93	
6	TwE4		6.50	1.30	3	2	2	2	2	2	2	2			7.80	
7	NHE4+sB		4.00	0.80	1	1	3	2	3	2	2	2			4.80	
8	Pa4		6.50	1.30	2	1	3	2	2	2	1	3			7.80	
9	I4+pi4		7.50	1.38	2	2	3	2	1	2	1	2			8.88	
10	Cr1		4.00	0.80	2	2	2	2	2	2	2	2			4.80	
			52.75												61.65	
Program Components				Factor												
Composition				2.67	7.75	7.50	7.50	7.00	7.75	7.75	7.25	7.25				7.50
Presentation				2.67	7.75	6.75	7.75	7.00	8.00	7.50	7.25	7.00				7.38
Skating Skills				2.67	7.50	6.50	7.50	7.00	7.50	7.50	7.00	7.00				7.25
Judges Total Program Component Score (factored)															59.09	
Deductions:															0.00	

CS FRENCH CUP 2025

JUDGES DETAILS PER SKATER

SYNCHRONIZED SKATING FREE SKATING

Rank	Name	Nation	Starting Number	Total Segment Score	Total Element Score	Total Program Component Score (factored)	Total Deductions
5	Team Passion	HUN	8	110.52	58.56	55.96	-4.00

#	Executed Elements	Info	Base Value	GOE	J1	J2	J3	J4	J5	J6	J7	J8	J9	Ref.	Scores of Panel
1	ME4		6.50	1.19	2	1	2	2	2	2	1	2			7.69
2	GL4		7.50	1.13	2	2	1	1	2	1	1	2			8.63
3	PB2		4.50	0.53	1	1	2	2	0	1	1	1			5.03
4	Pa4		6.50	0.98	0	0	2	3	1	2	2	2			7.48
5	I2+piB		2.75	0.64	2	2	3	3	2	2	2	3			3.39
6	Cr1		4.00	0.27	0	0	1	2	0	1	0	2			4.27
7	TwE4	Fx	6.50	-2.38	-4	-4	-2	-2	-4	-4	-4	-4			4.12
8	NHE4+sB		4.00	0.73	2	2	2	2	1	2	1	2			4.73
9	AW2		4.00	0.47	0	0	2	3	0	1	2	2			4.47
10	I4+pi4		7.50	1.25	3	-1	3	2	1	1	1	2			8.75
			53.75												58.56
Program Components			Factor												
	Composition		2.67	7.25	7.00	7.25	7.50	7.50	7.25	6.75	7.75				7.29
	Presentation		2.67	7.00	6.25	6.50	7.25	6.50	6.75	7.00	7.00				6.79
	Skating Skills		2.67	6.75	5.75	6.50	7.50	7.00	7.00	6.75	7.25				6.88
Judges Total Program Component Score (factored)															
			55.96												

Deductions:	Falls	-4.00 (4)	-4.00
--------------------	-------	-----------	--------------

Rank	Name	Nation	Starting Number	Total Segment Score	Total Element Score	Total Program Component Score (factored)	Total Deductions
6	Team Ice Fire Senior	POL	6	108.00	56.48	52.52	-1.00

#	Executed Elements	Info	Base Value	GOE	J1	J2	J3	J4	J5	J6	J7	J8	J9	Ref.	Scores of Panel
1	Cr1		4.00	0.27	1	2	1	1	1	0	0	0			4.27
2	PB2		4.50	0.00	0	1	1	0	0	1	-2	-2			4.50
3	GL4		7.50	0.63	1	2	1	1	1	1	0	-1			8.13
4	TwE4		6.50	0.65	1	1	1	1	1	2	1	0			7.15
5	NHE4+sB		4.00	0.67	2	3	1	1	2	2	2	1			4.67
6	ME3	F	5.50	-1.01	0	-2	-2	-2	-1	-2	-2	-2			4.49
7	I4+piB		4.25	0.14	1	0	0	0	0	1	1	0			4.39
8	I3+pi4		7.25	0.49	1	1	0	0	0	1	1	1			7.74
9	Pa4		6.50	0.11	0	0	0	0	0	1	1	-2			6.61
10	AW2		4.00	0.53	2	2	1	1	1	0	2	1			4.53
			54.00												56.48
Program Components			Factor												
	Composition		2.67	7.00	7.50	6.25	6.75	6.25	7.25	6.50	6.00				6.67
	Presentation		2.67	7.00	7.00	6.25	6.50	6.50	7.25	6.75	6.25				6.67
	Skating Skills		2.67	6.50	6.75	5.75	6.50	5.75	6.75	6.50	6.00				6.33
Judges Total Program Component Score (factored)															
			52.52												

Deductions:	Falls	-1.00 (1)	-1.00
--------------------	-------	-----------	--------------

CS FRENCH CUP 2025
JUDGES DETAILS PER SKATER
SYNCHRONIZED SKATING FREE SKATING

Rank	Name	Nation	Starting Number	Total Segment Score	Total Element Score	Total Program Component Score (factored)	Total Deductions
7	Team United Angels	GER	3	97.79	54.83	42.96	0.00

#	Executed Elements	Info	Base Value	GOE	J1	J2	J3	J4	J5	J6	J7	J8	J9	Ref.	Scores of Panel	
1	GL3		6.50	0.87	2	2	0	1	2	1	1	1			7.37	
2	PB1		3.50	-0.47	-2	-2	-1	-1	-1	0	-1	-2			3.03	
3	TwE4		6.50	-0.22	0	2	0	0	0	-1	-1	-2			6.28	
4	Pa4		6.50	0.43	1	1	1	1	2	-1	0	0			6.93	
5	I4+pi4		7.50	0.25	2	0	0	1	1	-1	-1	1			7.75	
6	ME3		5.50	0.09	1	0	0	-1	1	0	-2	1			5.59	
7	I4+piB		4.25	0.36	3	2	0	0	1	0	1	1			4.61	
8	AW2		4.00	0.73	2	2	2	1	2	1	2	2			4.73	
9	NHE4+sB		4.00	0.27	-1	1	1	0	2	1	0	1			4.27	
10	Cr1		4.00	0.27	1	1	0	0	1	0	1	1			4.27	
			52.25												54.83	
Program Components				Factor												
Composition				2.67	6.50	5.75	4.75	5.75	5.50	5.25	4.75	5.75				5.46
Presentation				2.67	6.25	5.50	4.50	5.50	5.50	5.50	4.75	5.75				5.42
Skating Skills				2.67	5.50	5.50	4.25	5.50	5.25	5.00	4.50	5.50				5.21
Judges Total Program Component Score (factored)																42.96

Deductions:															0.00
--------------------	--	--	--	--	--	--	--	--	--	--	--	--	--	--	-------------

Rank	Name	Nation	Starting Number	Total Segment Score	Total Element Score	Total Program Component Score (factored)	Total Deductions
8	Team Hot Shivers	ITA	5	97.19	51.78	49.41	-4.00

#	Executed Elements	Info	Base Value	GOE	J1	J2	J3	J4	J5	J6	J7	J8	J9	Ref.	Scores of Panel	
1	AC2		4.00	0.60	1	2	2	2	1	2	1	0			4.60	
2	GL4		7.50	-0.13	-1	-2	0	1	0	1	0	-1			7.37	
3	ME3		5.50	0.73	1	2	1	1	2	2	1	0			6.23	
4	TwE4		6.50	0.65	0	1	3	1	1	1	1	1			7.15	
5	PB1		3.50	0.23	1	1	1	0	0	1	0	1			3.73	
6	I4+piB		4.25	0.78	3	1	2	1	3	2	2	1			5.03	
7	Cr1	F	4.00	-1.40	-5	-5	-2	-4	-3	-2	-4	-3			2.60	
8	NHE3+sB		3.00	0.15	1	1	0	-2	1	1	-1	1			3.15	
9	Pa4	Fx	6.50	-2.71	-3	-5	-3	-4	-4	-4	-5	-5			3.79	
10	I4+pi4		7.50	0.63	2	0	0	1	1	1	1	1			8.13	
			52.25												51.78	
Program Components				Factor												
Composition				2.67	5.75	6.00	7.25	6.50	7.25	6.50	6.25	5.75				6.38
Presentation				2.67	5.75	5.25	6.00	6.00	6.25	6.25	6.50	5.50				5.96
Skating Skills				2.67	5.75	5.00	6.50	6.25	6.50	6.25	6.25	6.00				6.17
Judges Total Program Component Score (factored)																49.41

Deductions:	Program time violation	-1.00	Falls	-3.00 (3)											-4.00
--------------------	------------------------	-------	-------	-----------	--	--	--	--	--	--	--	--	--	--	--------------

CS FRENCH CUP 2025
JUDGES DETAILS PER SKATER
SYNCHRONIZED SKATING FREE SKATING

Rank	Name	Nation	Starting Number	Total Segment Score	Total Element Score	Total Program Component Score (factored)	Total Deductions
9	Team Zoulous	FRA	4	84.85	41.81	43.04	0.00

#	Executed Elements	Info	Base Value	GOE	J1	J2	J3	J4	J5	J6	J7	J8	J9	Ref.	Scores of Panel	
1	Cr1		4.00	0.53	1	2	1	1	2	1	2	0			4.53	
2	I4+pi3		7.00	0.00	1	0	0	0	0	0	-1	0			7.00	
3	PB1		3.50	-0.76	-3	-1	-2	-2	-3	0	-2	-3			2.74	
4	GL2		5.50	-1.19	-2	-2	-1	-2	-2	-2	-3	-3			4.31	
5	Pa3		5.50	-0.09	1	1	0	0	0	-1	-1	-2			5.41	
6	ME2		4.50	0.08	0	0	1	0	1	0	0	-1			4.58	
7	NHE4+sB		4.00	-0.27	-2	-2	0	0	0	0	-1	-1			3.73	
8	I3+piB		3.75	-0.81	0	-2	-2	-2	-2	-2	-3	-3			2.94	
9	TwE4		6.50	-0.98	-1	-3	-1	-2	-1	-2	-1	-2			5.52	
10	AWB		1.00	0.05	0	1	2	1	1	0	0	0			1.05	
			45.25												41.81	
Program Components			Factor													
Composition			2.67	5.75	5.75	5.75	5.75	6.25	5.25	5.00	5.25	5.25	5.58			
Presentation			2.67	5.75	5.25	5.50	5.50	5.00	5.25	5.00	4.75	5.25	5.25	5.25	5.25	
Skating Skills			2.67	5.50	4.75	5.50	5.50	5.75	5.00	5.25	5.00	5.25	5.25	5.25	5.29	
Judges Total Program Component Score (factored)																43.04

Deductions:															0.00
--------------------	--	--	--	--	--	--	--	--	--	--	--	--	--	--	-------------

Rank	Name	Nation	Starting Number	Total Segment Score	Total Element Score	Total Program Component Score (factored)	Total Deductions
10	Team Ice Storm	AUS	2	76.99	44.51	33.48	-1.00

#	Executed Elements	Info	Base Value	GOE	J1	J2	J3	J4	J5	J6	J7	J8	J9	Ref.	Scores of Panel	
1	Cr1		4.00	0.33	-1	2	1	1	1	1	2	-1			4.33	
2	I4+pi4		7.50	-0.13	1	0	0	0	0	-1	0	-1			7.37	
3	PB1		3.50	-0.29	-1	0	-2	-3	0	-1	0	-1			3.21	
4	Pa4		6.50	-0.33	-1	1	-1	-2	-1	1	-1	0			6.17	
5	GL4		7.50	-0.38	-2	0	0	-1	0	0	0	-2			7.12	
6	NHE4+sB		4.00	-0.47	-1	-1	-1	-2	-1	-1	-1	-2			3.53	
7	ME2		4.50	-0.30	-1	0	0	0	-1	-1	-2	-1			4.20	
8	TwE2		4.50	-0.68	-2	-2	-1	-2	-1	-1	0	-3			3.82	
9	I1+piB		1.25	-0.02	0	0	1	0	0	0	-1	-1			1.23	
10	AC2	F	4.00	-0.47	-1	-1	-1	-1	-1	-2	0	-2			3.53	
			47.25												44.51	
Program Components			Factor													
Composition			2.67	4.75	5.50	4.00	4.50	4.00	5.00	4.25	4.00	4.42				
Presentation			2.67	4.75	5.25	3.50	4.00	4.00	5.00	4.25	3.75	4.29				
Skating Skills			2.67	4.25	4.25	3.50	3.75	3.75	4.75	3.50	3.50	3.83				
Judges Total Program Component Score (factored)																33.48

Deductions:	Falls	-1.00 (1)													-1.00
--------------------	-------	-----------	--	--	--	--	--	--	--	--	--	--	--	--	--------------

CS FRENCH CUP 2025
JUDGES DETAILS PER SKATER
SYNCHRONIZED SKATING FREE SKATING

Rank	Name	Nation	Starting Number	Total Segment Score	Total Element Score	Total Program Component Score (factored)			Total Deductions							
11	Team Fusion	ESP	1	70.80	40.50	31.30			-1.00							
#	Executed Elements	Info	Base Value	GOE	J1	J2	J3	J4	J5	J6	J7	J8	J9	Ref.	Scores of Panel	
1	PB1		3.50	-0.64	-1	-2	-2	-2	-2	-2	-1	-2			2.86	
2	GL2		5.50	0.18	1	1	0	0	0	0	1	0			5.68	
3	I3+piB		3.75	-0.38	0	-1	0	-2	0	-2	-1	-3			3.37	
4	NHE3+sB		3.00	-0.45	-1	-1	-2	-2	-1	-1	-2	-3			2.55	
5	Pa3	F	5.50	-1.56	-2	-3	-4	-2	-2	-3	-3	-5			3.94	
6	ME2		4.50	-0.30	-1	0	0	-1	0	-1	-1	-1			4.20	
7	Cr1		4.00	-0.67	-1	-1	-2	-2	-2	-1	-2	-3			3.33	
8	I4+pi3		7.00	-0.70	-1	-1	0	-1	-1	-1	-1	-2			6.30	
9	TwE3		5.50	-1.10	-2	-2	-2	-2	-2	-2	-2	-3			4.40	
10	AC2		4.00	-0.13	0	-1	1	-1	0	0	0	-1			3.87	
			46.25												40.50	
Program Components				Factor												
Composition				2.67	4.25	5.00	3.75	4.00	4.25	4.50	4.00	3.75				4.13
Presentation				2.67	4.00	4.00	3.25	3.75	3.75	4.50	4.25	3.50				3.88
Skating Skills				2.67	4.00	3.75	3.25	3.75	3.75	4.25	3.75	3.25				3.71
Judges Total Program Component Score (factored)															31.30	
Deductions:			Falls	-1.00 (1)											-1.00	

Legend:							
#	Sequence number	GOE	Grade of Execution	Jx	Judges (x=1-9)	Ref.	Referee
F	Fall	Fx	Fall > 1				