

DresdenCup 2025
Challenger Series in Synchronized Skating 2024/25
International Synchronized Skating Competition



February 24-25, 2025
Dresden, Germany



Protocol
of the
DresdenCup 2025
Challenger Series in Synchronized Skating (Junior and Senior)
International Synchronized Skating Competition (Advanced Novice)

organized by
Deutsche Eislauf-Union e.V.
hosted by
Dresdner Eislauf-Club e.V.
under the authorization of
INTERNATIONAL SKATING UNION

venue
JOYNEXT Arena
Magdeburger Strasse 10
01067 Dresden, Germany
indoor ice-rink, air-conditioned and heated

DresdenCup 2025

Time schedule

Thursday, January 23rd 2025

- | | |
|---------|-------------------------|
| 15:00 h | Technical Panel Meeting |
| 16:00 h | Initial Judges Meeting |
| 18:00 h | Official Draw |

Friday, January 24th 2025

- | | |
|---------|------------------------------|
| 16:10 h | Advanced Novice Free Skating |
| 17:30 h | Junior Short Program |
| 20:50 h | Senior Short Program |

Saturday, January 25th 2025

- | | |
|---------|------------------------|
| 15:15 h | Junior Free Program |
| 18:55 h | Senior Free Program |
| 21:30 h | Round Table Discussion |

DresdenCup 2025

Organizing Committee

Mr Michael KRETSCHMER	Patron, Prime Minister of the Free State of Saxony
Mr Torsten WENZEL	Event Director
Ms Tatjana WAGNER	Competition Management
Mr Falko KIRSTEN	ISU Judging System
Ms Isabel KIRSTEN	Results
Ms Diana WENZEL	Entries and Accreditation
Ms Romy JASTER	Officials
Ms Diana KAULE	Facilities
Ms Pia UNGLAUB	Head of OC
Ms Vera KOBRINSKAYA	OC
Ms Anna-Sophia WENZEL	Social Media
Ms Pamela LECHNER	Press Officer
Ms Nataliya URBAN	Meals
Ms Isabelle Kurz	Announcer
Mr Dietmar HOESEL	Live Stream

ADVANCED NOVICE SYNCHRONIZED SKATING

Joynext Arena	24 JAN 2025	16:10	Free Skating
---------------	-------------	-------	--------------

Size of Skating Arena:	30m*60m
Ice Conditions:	very good
Number of Entries:	7
Number of Participants:	7

Entry Withdrawn:

Free Skating		
Duration:	3:00 +/- 10 seconds	
Segment Factor:	1.00	
Program Component Factors:	Composition	2.67
	Presentation	2.67
	Skating Skills	2.67

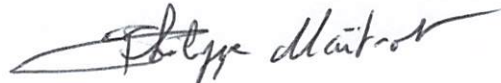
RESULTS

ADVANCED NOVICE SYNCHRONIZED SKATING

Pl.	Name	Nation	Total Score	FS
1	Team Starlights	FIN	84.84	1
2	Team Filiae Aboenses	FIN	69.98	2
3	Team Crystal Blades	FIN	67.28	3
4	Team Caprice	SWE	59.18	4
5	Team Berlin Advanced Novice	GER	58.12	5
6	Team Starlight Advanced Novice	SUI	55.44	6
7	Team Illuminice Advanced Novice	NED	39.53	7



Ms. Karen WOLANCHUK, ISU
Referee



Mr. Philippe MAITROT, ISU
Technical Controller

Legend:

FS Free Skating

Pl. Place

JUDGES DETAILS PER SKATER

ADVANCED NOVICE SYNCHRONIZED SKATING FREE SKATING

Rank	Name	Nation	Starting Number	Total Segment Score	Total Element Score	Total Program Component Score (factored)		Total Deductions								
1	Team Starlights	FIN	5	84.84	38.62	46.72		-0.50								
#	Executed Elements	Info	Base Value	GOE	J1	J2	J3	J4	J5	J6	J7	J8	J9	Ref.	Scores of Panel	
1	NHE3+s3	F	6.25	-0.13	-1	0	0	0	0	1	-2				6.12	
2	SySp4		6.50	1.04	1	2	1	1	2	2	2				7.54	
3	I4+pi3		7.00	1.12	2	0	1	2	2	2	1				8.12	
4	ME3		5.50	0.44	0	0	1	2	1	2	0				5.94	
5	L4		4.00	0.80	3	2	2	2	2	2	2				4.80	
6	TrE4		5.00	1.10	2	2	2	3	2	3	1				6.10	
			34.25												38.62	
Program Components				Factor												
Composition				2.67	5.50	5.50	5.25	6.25	7.00	7.50	6.00					6.05
Presentation				2.67	5.50	5.25	5.50	6.00	6.50	6.75	5.75					5.85
Skating Skills				2.67	5.25	5.00	5.00	6.00	6.25	6.75	5.50					5.60
Judges Total Program Component Score (factored)															46.72	
Deductions:			Falls	-0.50 (1)											-0.50	

Rank	Name	Nation	Starting Number	Total Segment Score	Total Element Score	Total Program Component Score (factored)		Total Deductions								
2	Team Filiae Aboenses	FIN	3	69.98	32.56	37.92		-0.50								
#	Executed Elements	Info	Base Value	GOE	J1	J2	J3	J4	J5	J6	J7	J8	J9	Ref.	Scores of Panel	
1	ME2		4.50	0.63	1	1	0	2	2	2	1				5.13	
2	SySp4		6.50	0.52	1	1	0	0	1	1	1				7.02	
3	NHE4+s2		5.75	0.46	1	1	0	2	1	1	0				6.21	
4	L3		3.00	0.30	2	1	1	1	1	1	1				3.30	
5	I4+pi4	F	7.50	-2.10	-3	-3	-3	-2	-2	-3	-4				5.40	
6	TrE4		5.00	0.50	2	1	1	1	0	2	0				5.50	
			32.25												32.56	
Program Components				Factor												
Composition				2.67	5.00	4.50	4.25	4.75	5.00	5.75	5.50					4.95
Presentation				2.67	4.75	4.25	4.25	4.50	5.00	5.25	4.25					4.55
Skating Skills				2.67	4.50	4.25	3.75	4.75	5.25	5.50	4.75					4.70
Judges Total Program Component Score (factored)															37.92	
Deductions:			Falls	-0.50 (1)											-0.50	

Rank	Name	Nation	Starting Number	Total Segment Score	Total Element Score	Total Program Component Score (factored)		Total Deductions								
3	Team Crystal Blades	FIN	1	67.28	32.70	34.58		0.00								
#	Executed Elements	Info	Base Value	GOE	J1	J2	J3	J4	J5	J6	J7	J8	J9	Ref.	Scores of Panel	
1	L4		4.00	0.24	1	1	0	2	0	1	0				4.24	
2	I4+pi4		7.50	0.30	0	-1	0	1	1	2	0				7.80	
3	TrE3		4.00	0.48	1	1	1	2	1	2	-1				4.48	
4	ME2		4.50	0.45	1	1	1	2	0	2	0				4.95	
5	SySp3		5.50	-0.77	0	-2	-1	-1	-1	-2	-2				4.73	
6	NHE4+s3		6.50	0.00	0	0	-1	1	0	1	-2				6.50	
			32.00												32.70	
Program Components				Factor												
Composition				2.67	4.75	4.00	4.50	5.00	4.00	6.00	4.25					4.50
Presentation				2.67	4.50	3.75	4.50	5.25	3.75	6.00	3.75					4.35
Skating Skills				2.67	4.00	3.75	4.00	5.00	3.75	5.50	3.75					4.10
Judges Total Program Component Score (factored)															34.58	
Deductions:				0.00											0.00	

JUDGES DETAILS PER SKATER

ADVANCED NOVICE SYNCHRONIZED SKATING FREE SKATING

Rank	Name	Nation	Starting Number	Total Segment Score	Total Element Score	Total Program Component Score (factored)		Total Deductions									
4	Team Caprice	SWE	7	59.18	27.65	32.03		-0.50									
#	Executed Elements	Info	Base Value	GOE	J1	J2	J3	J4	J5	J6	J7	J8	J9	Ref.	Scores of Panel		
1	L4		4.00	0.16	2	0	1	1	0	0	0				4.16		
2	I3+pi3		6.75	-0.54	-1	-1	-1	-1	0	1	-1				6.21		
3	ME2		4.50	-0.36	-2	-2	1	-1	-1	1	-1				4.14		
4	SySp3		5.50	-0.11	-1	-1	0	0	0	1	0				5.39		
5	NHE3+s1		3.25	-0.20	-1	-1	0	0	0	-1	-1				3.05		
6	TrE4		5.00	-0.30	-1	-1	0	0	0	-1	-1				4.70		
			29.00												27.65		
Program Components				Factor													
Composition				2.67	3.25	4.00	4.00	4.00	4.75	5.00	4.25						4.20
Presentation				2.67	3.25	3.50	4.00	3.75	4.75	4.50	3.75						3.90
Skating Skills				2.67	3.00	4.00	3.75	4.25	3.75	4.75	3.75						3.90
Judges Total Program Component Score (factored)															32.03		
Deductions:			Falls	-0.50 (1)											-0.50		

Rank	Name	Nation	Starting Number	Total Segment Score	Total Element Score	Total Program Component Score (factored)		Total Deductions									
5	Team Berlin Advanced Novice	GER	4	58.12	27.28	30.84		0.00									
#	Executed Elements	Info	Base Value	GOE	J1	J2	J3	J4	J5	J6	J7	J8	J9	Ref.	Scores of Panel		
1	TrE4		5.00	0.00	0	0	1	0	0	0	0				5.00		
2	I2+pi3		5.75	0.12	-1	0	0	1	0	1	0				5.87		
3	NHE4+s1		4.25	-0.17	-1	-1	0	0	0	0	-1				4.08		
4	SySp3		5.50	-0.66	-2	0	-1	-2	-1	1	-2				4.84		
5	ME2		4.50	-0.45	-1	-3	0	-1	-1	0	-2				4.05		
6	L4		4.00	-0.56	-1	-2	-2	-1	-1	0	-2				3.44		
			29.00												27.28		
Program Components				Factor													
Composition				2.67	3.00	3.50	4.25	4.00	5.50	4.75	4.25						4.15
Presentation				2.67	2.75	3.25	3.75	3.50	5.50	4.50	4.00						3.80
Skating Skills				2.67	2.75	3.00	3.50	3.75	5.00	4.00	3.75						3.60
Judges Total Program Component Score (factored)															30.84		
Deductions:														0.00			

Rank	Name	Nation	Starting Number	Total Segment Score	Total Element Score	Total Program Component Score (factored)		Total Deductions									
6	Team Starlight Advanced Novice	SUI	6	55.44	27.23	28.71		-0.50									
#	Executed Elements	Info	Base Value	GOE	J1	J2	J3	J4	J5	J6	J7	J8	J9	Ref.	Scores of Panel		
1	L3		3.00	-0.12	0	0	-1	1	-1	0	-1				2.88		
2	ME2		4.50	-0.09	0	0	0	0	-2	-1	0				4.41		
3	SySp4		6.50	0.00	0	0	0	-1	0	0	0				6.50		
4	NHE3+s1		3.25	-0.07	-1	-1	0	0	0	1	0				3.18		
5	I4+pi3		7.00	-0.14	0	0	0	-1	0	2	-5				6.86		
6	TrE4	F	5.00	-1.60	-2	-4	-3	-2	-4	-5	-3				3.40		
			29.25												27.23		
Program Components				Factor													
Composition				2.67	3.25	3.75	3.50	3.75	3.25	5.00	4.50						3.75
Presentation				2.67	3.00	3.50	3.25	3.50	3.25	4.50	4.00						3.50
Skating Skills				2.67	3.25	3.50	3.25	3.50	3.00	4.25	4.00						3.50
Judges Total Program Component Score (factored)															28.71		
Deductions:			Falls	-0.50 (1)											-0.50		

JUDGES DETAILS PER SKATER

ADVANCED NOVICE SYNCHRONIZED SKATING FREE SKATING

Rank	Name	Nation	Starting Number	Total Segment Score	Total Element Score	Total Program Component Score (factored)		Total Deductions								
7	Team Illuminice Advanced Novice	NED	2	39.53	20.14	19.89		-0.50								
#	Executed Elements	Info	Base Value	GOE	J1	J2	J3	J4	J5	J6	J7	J8	J9	Ref.	Scores of Panel	
1	ME2		4.50	-0.63	-2	-2	-1	-1	-1	-3	-1				3.87	
2	NHE3+s1		3.25	-0.59	-3	-2	-1	-1	-1	-4	-2				2.66	
3	I2+pi3		5.75	-1.27	-3	-2	-2	-3	-1	-2	-2				4.48	
4	SySp2		4.50	-0.99	-2	-3	-2	-2	-2	-1	-3				3.51	
5	TrE3		4.00	-0.48	-1	-2	-1	-1	0	-1	-2				3.52	
6	L3	F	3.00	-0.90	-5	-3	-3	-3	-3	-3	-3				2.10	
			25.00												20.14	
Program Components				Factor												
Composition				2.67	2.25	2.50	3.25	2.75	3.00	2.00	3.00	2.00	3.00			2.70
Presentation				2.67	2.00	2.75	3.00	2.25	3.25	2.00	2.00	2.00			2.40	
Skating Skills				2.67	2.00	2.50	3.00	2.50	2.25	1.75	2.50			2.35		
Judges Total Program Component Score (factored)															19.89	
Deductions:			Falls	-0.50	(1)										-0.50	

Legend:	#	Sequence number	GOE	Grade of Execution	Jx	Judges (x=1-9)	Ref.	Referee
	F	Fall						

JUNIOR SYNCHRONIZED SKATING

Joynext Arena	24 JAN 2025	17:31	Short Program
	25 JAN 2025	15:15	Free Skating

Size of Skating Arena:	30m*60m
Ice Conditions:	very good
Number of Entries:	20
Number of Participants:	20

Entry Withdrawn:

Short Program		
Duration:	2:50 +/- 10 seconds	
Segment Factor:	1.00	
Program Component Factors:	Composition	1.33
	Presentation	1.33
	Skating Skills	1.33

Free Skating		
Duration:	3:30 +/- 10 seconds	
Segment Factor:	1.00	
Program Component Factors:	Composition	2.67
	Presentation	2.67
	Skating Skills	2.67

RESULTS

JUNIOR SYNCHRONIZED SKATING

Pl.	Name	Nation	Total Score	SP	FS
1	Team Teams Elite Junior	USA	75.61	1	
2	Team Dream Edges Junior	FIN	75.24	2	
3	Team Les Supremes Junior	CAN	70.11	3	
4	Team Skyliners Junior	USA	70.02	4	
5	Team Nexxice Junior	CAN	65.79	5	
6	Team Mystique Junior	FIN	63.53	6	
7	Team Spirit Junior	SWE	60.12	7	
8	Team Starlight Junior	SUI	52.25	8	
9	Team Cool Dreams Junior	SUI	51.21	9	
10	Team Ice Fire Junior	POL	48.37	10	
11	Team Harmonia Junior	CZE	44.69	11	
12	Team Magic Junior	HUN	41.38	12	
13	Team Gemini Junior	CZE	38.54	13	
14	Team Berlin Junior	GER	37.82	14	
15	Team Icicles Junior	GBR	36.96	15	
16	Team Le Soleil Junior	POL	36.69	16	
17	Team UTE Synchro Junior	HUN	32.64	17	
18	Team Amber Junior	LAT	30.78	18	
19	Team Iceskateers Elite Junior	AUS	30.67	19	
20	Team Salamandres Junior	FRA	23.89	20	



Ms. Anna NYLEN, ISU
Referee



Ms. Christine MUELLER, ISU
Technical Controller

Legend:					
SP	Short Program	FS	Free Skating	Pl.	Place

JUDGES DETAILS PER SKATER
JUNIOR SYNCHRONIZED SKATING SHORT PROGRAM

Rank	Name	Nation	Starting Number	Total Segment Score	Total Element Score	Total Program Component Score (factored)	Total Deductions
1	Team Teams Elite Junior	USA	18	75.61	41.31	34.30	0.00

#	Executed Elements	Info	Base Value	GOE	J1	J2	J3	J4	J5	J6	J7	J8	J9	Ref.	Scores of Panel
1	PB4		6.50	2.04	3	3	3	3	4	3	3	4	3		8.54
2	I4+pi4		7.50	2.57	4	3	3	3	3	4	4	3	4		10.07
3	TwE4		6.50	2.04	4	3	2	4	3	4	3	3	2		8.54
4	NHE4+sB		4.00	1.43	4	3	3	3	4	4	4	4	3		5.43
5	ME4		6.50	2.23	3	3	3	5	4	3	4	4	2		8.73
			31.00												41.31
Program Components				Factor											
	Composition			1.33	9.00	8.00	8.50	9.50	8.50	9.00	8.50	9.00	8.25		8.68
	Presentation			1.33	9.00	8.50	8.75	9.25	8.75	8.75	8.75	8.75	8.25		8.75
	Skating Skills			1.33	8.50	7.75	8.25	9.00	8.25	8.75	8.00	8.75	8.00		8.36
Judges Total Program Component Score (factored)															
				34.30											

Deductions: 0.00

Rank	Name	Nation	Starting Number	Total Segment Score	Total Element Score	Total Program Component Score (factored)	Total Deductions
2	Team Dream Edges Junior	FIN	7	75.24	41.56	33.68	0.00

#	Executed Elements	Info	Base Value	GOE	J1	J2	J3	J4	J5	J6	J7	J8	J9	Ref.	Scores of Panel
1	PB4		6.50	2.04	3	4	4	3	3	3	3	3	3		8.54
2	NHE4+sB		4.00	1.37	3	4	3	3	4	4	4	3	3		5.37
3	ME4		6.50	2.60	4	4	4	5	4	4	4	4	3		9.10
4	TwE4		6.50	2.51	4	3	4	4	4	4	4	4	3		9.01
5	I4+pi4		7.50	2.04	3	3	2	3	3	3	3	2	2		9.54
			31.00												41.56
Program Components				Factor											
	Composition			1.33	8.50	9.00	9.00	8.75	8.50	8.50	8.25	8.50	8.50		8.61
	Presentation			1.33	8.25	8.75	8.50	9.25	8.25	8.25	8.50	8.00	8.25		8.39
	Skating Skills			1.33	8.00	8.50	8.50	9.25	8.00	8.50	8.00	8.50	8.25		8.32
Judges Total Program Component Score (factored)															
				33.68											

Deductions: 0.00

Rank	Name	Nation	Starting Number	Total Segment Score	Total Element Score	Total Program Component Score (factored)	Total Deductions
3	Team Les Supremes Junior	CAN	14	70.11	37.14	32.97	0.00

#	Executed Elements	Info	Base Value	GOE	J1	J2	J3	J4	J5	J6	J7	J8	J9	Ref.	Scores of Panel
1	ME4		6.50	2.04	3	4	3	3	3	3	4	3	2		8.54
2	NHE4+sB		4.00	1.37	3	3	4	3	4	3	4	4	3		5.37
3	I2+pi4		6.50	1.86	3	3	3	3	2	3	4	3	2		8.36
4	TwE4		6.50	1.30	2	2	2	2	2	2	2	2	3		7.80
5	PB3		5.50	1.57	3	3	2	4	3	3	3	3	2		7.07
			29.00												37.14
Program Components				Factor											
	Composition			1.33	8.00	8.50	7.75	9.00	8.00	8.25	8.50	8.75	8.00		8.29
	Presentation			1.33	8.00	8.50	7.50	8.75	7.75	8.50	8.50	8.25	8.25		8.25
	Skating Skills			1.33	8.00	8.25	8.00	8.75	8.25	8.50	8.25	8.50	8.00		8.25
Judges Total Program Component Score (factored)															
				32.97											

Deductions: 0.00

JUDGES DETAILS PER SKATER
JUNIOR SYNCHRONIZED SKATING SHORT PROGRAM

Rank	Name	Nation	Starting Number	Total Segment Score	Total Element Score	Total Program Component Score (factored)	Total Deductions									
4	Team Skyliners Junior	USA	12	70.02	37.53	32.49	0.00									
#	Executed Elements	Info	Base Value	GOE	J1	J2	J3	J4	J5	J6	J7	J8	J9	Ref.	Scores of Panel	
1	PB3		5.50	1.65	3	3	3	3	3	3	2	3	3		7.15	
2	TwE4		6.50	1.67	3	2	3	2	2	2	3	3	3		8.17	
3	ME4		6.50	2.04	3	3	3	4	4	2	3	4	2		8.54	
4	I2+pi4		6.50	1.86	2	2	3	3	3	3	3	3	3		8.36	
5	NHE4+sB		4.00	1.31	3	3	4	3	3	4	3	4	3		5.31	
			29.00												37.53	
Program Components				Factor												
Composition				1.33	8.50	8.25	8.25	9.00	8.00	7.50	8.00	8.25	8.00	8.18		
Presentation				1.33	8.50	8.00	8.00	9.00	8.25	7.75	8.00	8.50	8.00	8.18		
Skating Skills				1.33	7.75	7.50	8.25	8.75	8.00	7.75	7.75	8.50	8.50	8.07		
Judges Total Program Component Score (factored)															32.49	
Deductions:														0.00		

Rank	Name	Nation	Starting Number	Total Segment Score	Total Element Score	Total Program Component Score (factored)	Total Deductions									
5	Team Nexxice Junior	CAN	20	65.79	34.73	32.06	-1.00									
#	Executed Elements	Info	Base Value	GOE	J1	J2	J3	J4	J5	J6	J7	J8	J9	Ref.	Scores of Panel	
1	PB3		5.50	1.49	3	2	3	4	3	2	3	3	2		6.99	
2	TwE4		6.50	1.76	2	2	2	3	3	3	3	3	3		8.26	
3	ME4		6.50	1.95	3	3	2	3	3	3	4	4	2		8.45	
4	I2+pi4	F	6.50	-0.56	-1	-1	-1	-1	-1	-1	0	0	-2		5.94	
5	NHE4+sB		4.00	1.09	2	2	2	3	3	2	4	4	3		5.09	
			29.00												34.73	
Program Components				Factor												
Composition				1.33	8.50	7.75	7.25	9.00	7.75	8.50	8.00	8.50	8.00	8.14		
Presentation				1.33	8.00	7.75	7.25	8.75	7.50	8.50	7.50	8.50	8.25	8.00		
Skating Skills				1.33	8.00	7.50	7.50	8.75	7.75	8.25	8.00	8.00	8.25	7.96		
Judges Total Program Component Score (factored)															32.06	
Deductions:							Falls	-1.00 (1)						-1.00		

Rank	Name	Nation	Starting Number	Total Segment Score	Total Element Score	Total Program Component Score (factored)	Total Deductions									
6	Team Mystique Junior	FIN	4	63.53	36.80	29.73	-3.00									
#	Executed Elements	Info	Base Value	GOE	J1	J2	J3	J4	J5	J6	J7	J8	J9	Ref.	Scores of Panel	
1	PB4		6.50	2.04	4	3	3	2	3	4	4	3	2		8.54	
2	ME4		6.50	1.30	2	2	2	2	2	2	3	2	1		7.80	
3	TwE4		6.50	1.86	3	3	3	2	3	2	3	3	3		8.36	
4	I4+pi3		7.00	1.50	3	3	2	2	2	2	1	2	2		8.50	
5	NHE4+sB	F	4.00	-0.40	0	-1	-1	-1	-1	-4	0	-2	-1		3.60	
			30.50												36.80	
Program Components				Factor												
Composition				1.33	8.00	7.75	8.00	8.00	7.25	8.00	7.25	7.50	7.25	7.68		
Presentation				1.33	7.25	7.25	7.50	7.75	6.50	7.50	6.75	7.50	7.00	7.25		
Skating Skills				1.33	7.75	7.50	7.50	8.50	6.75	8.00	7.00	7.00	7.25	7.43		
Judges Total Program Component Score (factored)															29.73	
Deductions:							Falls	-3.00 (3)						-3.00		

JUDGES DETAILS PER SKATER
JUNIOR SYNCHRONIZED SKATING SHORT PROGRAM

Rank	Name	Nation	Starting Number	Total Segment Score	Total Element Score	Total Program Component Score (factored)	Total Deductions									
7	Team Spirit Junior	SWE	8	60.12	33.13	26.99	0.00									
#	Executed Elements	Info	Base Value	GOE	J1	J2	J3	J4	J5	J6	J7	J8	J9	Ref.	Scores of Panel	
1	TwE4		6.50	1.02	1	1	2	2	1	3	1	2	2		7.52	
2	PB3		5.50	1.10	2	2	2	2	2	3	1	2	2		6.60	
3	I4+pi3		7.00	1.30	1	2	2	2	2	2	1	2	2		8.30	
4	ME4<	<	6.25	0.90	0	1	1	2	2	2	1	1	2		7.15	
5	NHE3+sB		3.00	0.56	1	2	1	3	2	3	2	1	2		3.56	
			28.25												33.13	
Program Components				Factor												
Composition				1.33	6.75	7.00	7.00	8.00	6.25	7.00	7.00	7.50	6.75			7.00
Presentation				1.33	6.75	6.75	6.00	8.00	6.00	7.00	7.00	7.00	6.75			6.75
Skating Skills				1.33	6.00	6.50	6.25	7.75	5.75	6.75	6.75	6.50	7.00			6.54
Judges Total Program Component Score (factored)															26.99	
Deductions:														0.00		

Rank	Name	Nation	Starting Number	Total Segment Score	Total Element Score	Total Program Component Score (factored)	Total Deductions									
8	Team Starlight Junior	SUI	10	52.25	29.22	23.03	0.00									
#	Executed Elements	Info	Base Value	GOE	J1	J2	J3	J4	J5	J6	J7	J8	J9	Ref.	Scores of Panel	
1	NHE4+sB		4.00	0.40	1	0	1	1	2	-1	1	1	2		4.40	
2	TwE4		6.50	0.56	1	0	1	1	1	0	2	1	1		7.06	
3	I4+pi3		7.00	0.80	1	1	1	1	2	1	0	1	2		7.80	
4	PB2		4.50	0.51	1	0	0	1	2	1	1	2	2		5.01	
5	ME3		5.50	-0.55	-3	-2	0	0	1	-3	0	-1	-1		4.95	
			27.50												29.22	
Program Components				Factor												
Composition				1.33	5.50	5.25	5.50	6.75	5.50	5.50	6.25	6.00	6.25			5.79
Presentation				1.33	5.50	5.50	5.00	6.75	5.75	5.50	6.75	5.75	6.00			5.82
Skating Skills				1.33	5.75	5.25	0.50	6.25	5.50	5.25	6.50	6.00	6.00			5.71
Judges Total Program Component Score (factored)															23.03	
Deductions:														0.00		

Rank	Name	Nation	Starting Number	Total Segment Score	Total Element Score	Total Program Component Score (factored)	Total Deductions											
9	Team Cool Dreams Junior	SUI	5	51.21	29.69	21.52	0.00											
#	Executed Elements	Info	Base Value	GOE	J1	J2	J3	J4	J5	J6	J7	J8	J9	Ref.	Scores of Panel			
1	PB3		5.50	0.39	1	1	1	0	1	0	2	1	-1		5.89			
2	ME3		5.50	0.24	1	0	0	0	1	0	1	1	0		5.74			
3	TwE4		6.50	-0.65	0	-2	-2	-1	-1	-1	-1	-1	0		5.85			
4	I3+pi4		7.25	0.62	1	0	0	0	1	1	1	2	2		7.87			
5	NHE4+sB		4.00	0.34	1	0	0	0	2	1	1	2	1		4.34			
			28.75												29.69			
Program Components				Factor														
Composition				1.33	5.25	5.00	4.75	5.50	4.75	5.50	5.25	5.50	5.25	6.00	5.50			5.25
Presentation				1.33	5.50	5.25	5.00	5.50	5.25	5.75	5.75	6.25	5.75			5.54		
Skating Skills				1.33	5.00	4.75	5.25	5.25	5.00	6.00	5.50	6.00	5.75			5.39		
Judges Total Program Component Score (factored)															21.52			
Deductions:														0.00				

JUDGES DETAILS PER SKATER
JUNIOR SYNCHRONIZED SKATING SHORT PROGRAM

Rank	Name	Nation	Starting Number	Total Segment Score	Total Element Score	Total Program Component Score (factored)	Total Deductions								
10	Team Ice Fire Junior	POL	6	48.37	27.99	20.38	0.00								
#	Executed Elements	Info	Base Value	GOE	J1	J2	J3	J4	J5	J6	J7	J8	J9	Ref.	Scores of Panel
1	I4+pi4		7.50	0.54	1	1	1	1	-1	2	0	0	1		8.04
2	TwE4		6.50	-0.56	0	-1	0	-1	-1	0	-1	-2	-2		5.94
3	NHE4+sB		4.00	0.11	1	0	0	0	0	1	1	0	-1		4.11
4	PB2		4.50	0.06	0	1	0	0	0	0	1	0	0		4.56
5	ME3		5.50	-0.16	0	1	-1	0	1	-1	-1	0	-1		5.34
			28.00												27.99
Program Components				Factor											
	Composition			1.33	5.00	6.00	5.25	6.00	4.25	5.25	4.75	5.00	4.50		5.11
	Presentation			1.33	5.25	6.00	5.00	6.00	4.50	5.50	4.50	5.25	5.00		5.21
	Skating Skills			1.33	4.75	5.75	4.75	5.75	4.50	5.50	4.50	4.75	5.00		5.00
Judges Total Program Component Score (factored)				20.38											
Deductions:															0.00

Rank	Name	Nation	Starting Number	Total Segment Score	Total Element Score	Total Program Component Score (factored)	Total Deductions								
11	Team Harmonia Junior	CZE	17	44.69	25.44	20.75	-1.50								
#	Executed Elements	Info	Base Value	GOE	J1	J2	J3	J4	J5	J6	J7	J8	J9	Ref.	Scores of Panel
1	TwE3		5.50	-0.24	0	-1	0	0	0	-2	-1	-1	0		5.26
2	PB2		4.50	0.00	0	0	0	-1	1	0	0	0	0		4.50
3	I4+pi3		7.00	0.10	1	0	1	0	0	1	-2	0	-1		7.10
4	ME3		5.50	0.08	0	1	0	0	1	1	-1	0	-1		5.58
5	NHE3+sB		3.00	0.00	0	0	0	0	1	-1	0	0	0		3.00
			25.50												25.44
Program Components				Factor											
	Composition			1.33	5.75	5.75	5.50	6.50	4.75	5.00	5.00	4.75	4.50		5.21
	Presentation			1.33	5.50	5.50	5.75	6.50	5.00	5.00	4.50	5.00	5.00		5.25
	Skating Skills			1.33	5.25	5.50	5.25	6.00	5.00	4.75	5.25	5.00	4.50		5.14
Judges Total Program Component Score (factored)				20.75											
Deductions:							Un-prescribed/Additional/Rep. Elem. -1.50								-1.50

Rank	Name	Nation	Starting Number	Total Segment Score	Total Element Score	Total Program Component Score (factored)	Total Deductions								
12	Team Magic Junior	HUN	11	41.38	24.73	16.65	0.00								
#	Executed Elements	Info	Base Value	GOE	J1	J2	J3	J4	J5	J6	J7	J8	J9	Ref.	Scores of Panel
1	PB3		5.50	0.00	0	0	0	0	0	0	1	0	0		5.50
2	TwE2		4.50	-0.51	-2	-1	-1	-1	-1	-1	-2	-1	-1		3.99
3	I3+pi3		6.75	0.10	1	-1	1	0	-1	0	1	-1	1		6.85
4	ME3<	<	5.25	-0.75	-1	-1	-1	-2	-1	-3	0	-2	-2		4.50
5	NHE4+sB		4.00	-0.11	0	-1	0	0	0	-1	0	-1	0		3.89
			26.00												24.73
Program Components				Factor											
	Composition			1.33	3.25	4.25	4.25	4.25	4.00	5.00	4.75	4.50	4.00		4.29
	Presentation			1.33	3.75	4.00	4.25	4.00	3.75	5.00	4.75	3.75	4.25		4.11
	Skating Skills			1.33	3.25	3.75	4.00	4.00	4.00	4.75	4.75	4.00	4.25		4.11
Judges Total Program Component Score (factored)				16.65											
Deductions:															0.00

JUDGES DETAILS PER SKATER
JUNIOR SYNCHRONIZED SKATING SHORT PROGRAM

Rank	Name	Nation	Starting Number	Total Segment Score	Total Element Score	Total Program Component Score (factored)		Total Deductions							
13	Team Gemini Junior	CZE	19	38.54	20.93	17.61		0.00							
#	Executed Elements	Info	Base Value	GOE	J1	J2	J3	J4	J5	J6	J7	J8	J9	Ref.	Scores of Panel
1	ME3		5.50	0.31	1	0	0	2	1	0	0	1	1		5.81
2	NHE2+sB		1.75	-0.10	0	-1	-1	0	0	-2	-1	-1	2		1.65
3	I3+pi2		6.00	-0.43	0	-1	-2	0	-1	-1	-2	0	0		5.57
4	PB2		4.50	-0.39	0	0	-1	-1	-1	-1	-1	-1	-1		4.11
5	TwE2		4.50	-0.71	-1	-2	-2	-2	-1	-3	-2	-1	-1		3.79
			22.25												20.93
Program Components				Factor											
Composition				1.33	4.00	4.50	3.75	5.00	4.50	4.25	4.00	5.00	5.00		4.46
Presentation				1.33	4.50	4.25	4.00	5.00	4.25	3.75	4.50	4.75	5.25		4.46
Skating Skills				1.33	4.25	4.25	4.00	4.75	4.00	3.75	4.00	5.00	5.00		4.32
Judges Total Program Component Score (factored)															17.61
Deductions:															0.00

Rank	Name	Nation	Starting Number	Total Segment Score	Total Element Score	Total Program Component Score (factored)		Total Deductions							
14	Team Berlin Junior	GER	2	37.82	20.53	17.29		0.00							
#	Executed Elements	Info	Base Value	GOE	J1	J2	J3	J4	J5	J6	J7	J8	J9	Ref.	Scores of Panel
1	NHE4+sB		4.00	0.17	1	0	0	0	2	1	-1	0	1		4.17
2	I1+pi3		3.50	-0.80	-2	-3	-3	-2	-1	-2	-3	-2	-2		2.70
3	ME3		5.50	-0.31	0	-1	-1	0	1	0	-1	-1	-1		5.19
4	TwE4		6.50	-0.93	-2	-2	-2	-2	0	0	-1	-1	-2		5.57
5	PB1		3.50	-0.60	-2	-1	-2	-2	-1	-2	-3	-1	-2		2.90
			23.00												20.53
Program Components				Factor											
Composition				1.33	4.00	5.00	4.00	4.00	5.00	4.75	4.50	4.00	4.25		4.36
Presentation				1.33	4.00	4.50	3.75	4.00	4.50	5.25	4.00	4.25	4.50		4.25
Skating Skills				1.33	4.25	4.75	4.00	4.00	4.75	4.75	4.25	4.00	5.00		4.39
Judges Total Program Component Score (factored)															17.29
Deductions:															0.00

Rank	Name	Nation	Starting Number	Total Segment Score	Total Element Score	Total Program Component Score (factored)		Total Deductions								
15	Team Icicles Junior	GBR	15	36.96	21.62	18.34		-3.00								
#	Executed Elements	Info	Base Value	GOE	J1	J2	J3	J4	J5	J6	J7	J8	J9	Ref.	Scores of Panel	
1	I4+pi4		7.50	-0.64	0	-1	0	1	-1	-2	-2	-2	0		6.86	
2	PBB	F	1.50	-0.75	-5	-5	-5	-5	-5	-5	-5	-5	-5		0.75	
3	TwE4		6.50	-0.93	0	-2	-2	-2	-1	-1	-2	-1	-1		5.57	
4	ME3<	<	5.25	0.23	-1	1	1	2	0	-1	1	1	0		5.48	
5	NHE3+sB		3.00	-0.04	0	-1	1	0	0	-1	0	0	0		2.96	
			23.75												21.62	
Program Components				Factor												
Composition				1.33	4.00	4.00	5.75	6.00	4.25	4.50	5.00	5.50	5.00		4.86	
Presentation				1.33	3.25	3.50	5.00	6.00	3.50	4.25	5.00	5.00	4.75		4.43	
Skating Skills				1.33	4.00	4.00	4.75	6.00	4.00	4.50	5.50	4.25	4.50		4.50	
Judges Total Program Component Score (factored)															18.34	
Deductions:			Interruption in excess	-1.00	Falls			-2.00	(2)							-3.00

JUDGES DETAILS PER SKATER
JUNIOR SYNCHRONIZED SKATING SHORT PROGRAM

Rank	Name	Nation	Starting Number	Total Segment Score	Total Element Score	Total Program Component Score (factored)		Total Deductions								
16	Team Le Soleil Junior	POL	1	36.69	18.88	17.81		0.00								
#	Executed Elements	Info	Base Value	GOE	J1	J2	J3	J4	J5	J6	J7	J8	J9	Ref.	Scores of Panel	
1	ME		0.00	0.00	-	-	-	-	-	-	-	-	-		0.00	
2	TwE3		5.50	-0.86	-2	-2	-2	-2	-1	-3	-1	-1	-1		4.64	
3	PB2		4.50	-0.06	-1	0	0	0	0	0	-1	0	0		4.44	
4	I4+pi3		7.00	-0.80	0	-2	-1	0	-2	-2	0	-2	-1		6.20	
5	NHE4+sB		4.00	-0.40	-2	-2	-2	-1	0	0	-1	0	-1		3.60	
			21.00												18.88	
Program Components				Factor												
Composition				1.33	4.25	4.25	4.25	5.00	4.25	5.25	4.50	5.50	4.50	4.57		
Presentation				1.33	4.25	4.00	4.00	4.75	4.50	5.50	4.25	5.00	4.25	4.43		
Skating Skills				1.33	4.00	4.00	3.75	4.75	4.00	5.00	4.50	4.75	4.75	4.39		
Judges Total Program Component Score (factored)															17.81	
Deductions:															0.00	

Rank	Name	Nation	Starting Number	Total Segment Score	Total Element Score	Total Program Component Score (factored)		Total Deductions								
17	Team UTE Synchro Junior	HUN	13	32.64	17.53	16.11		-1.00								
#	Executed Elements	Info	Base Value	GOE	J1	J2	J3	J4	J5	J6	J7	J8	J9	Ref.	Scores of Panel	
1	I2+pi2		4.75	-0.68	-1	-2	0	0	-2	-3	-3	-2	0		4.07	
2	TwE2		4.50	-0.58	-1	-2	-1	-1	-1	-2	-2	-1	-1		3.92	
3	PB1		3.50	-0.50	-2	-1	0	-1	-2	-2	-2	-1	-1		3.00	
4	ME3<	<	5.25	-0.68	-1	-1	0	-1	-1	-2	-1	-2	-2		4.57	
5	NHE3+sB	F	3.00	-1.03	-3	-3	-2	-3	-4	-4	-4	-4	-3		1.97	
			21.00												17.53	
Program Components				Factor												
Composition				1.33	3.50	4.25	4.25	4.25	3.75	4.25	4.25	4.50	4.25	4.18		
Presentation				1.33	3.25	3.75	4.00	4.25	4.00	4.25	4.00	3.75	4.50	4.00		
Skating Skills				1.33	3.50	3.75	4.00	4.00	3.75	4.00	4.00	4.25	4.00	3.93		
Judges Total Program Component Score (factored)															16.11	
Deductions:								Falls	-1.00 (1)							-1.00

Rank	Name	Nation	Starting Number	Total Segment Score	Total Element Score	Total Program Component Score (factored)		Total Deductions								
18	Team Amber Junior	LAT	9	30.78	18.14	12.64		0.00								
#	Executed Elements	Info	Base Value	GOE	J1	J2	J3	J4	J5	J6	J7	J8	J9	Ref.	Scores of Panel	
1	TwE2		4.50	-1.22	-3	-2	-2	-3	-2	-3	-3	-3	-4		3.28	
2	ME3<	<	5.25	-0.83	-2	-1	-1	-2	-1	-2	-2	-1	-2		4.42	
3	PB1		3.50	-0.75	-2	-1	-2	-3	-3	-3	-1	-2	-2		2.75	
4	I4+pi3		7.00	-1.80	-2	-3	-3	-3	-2	-2	-3	-3	-2		5.20	
5	NHE3+sB		3.00	-0.51	-1	-1	-2	-2	-2	-3	-2	-2	-1		2.49	
			23.25												18.14	
Program Components				Factor												
Composition				1.33	2.50	3.25	3.00	3.25	2.75	3.50	4.00	3.50	3.50	3.25		
Presentation				1.33	2.75	3.00	3.25	3.25	2.50	3.75	3.50	3.00	3.25	3.14		
Skating Skills				1.33	2.50	3.00	3.00	3.00	2.50	3.25	3.75	3.50	3.50	3.11		
Judges Total Program Component Score (factored)															12.64	
Deductions:															0.00	

JUDGES DETAILS PER SKATER
JUNIOR SYNCHRONIZED SKATING SHORT PROGRAM

Rank	Name	Nation	Starting Number	Total Segment Score	Total Element Score	Total Program Component Score (factored)	Total Deductions									
19	Team Iceskateers Elite Junior	AUS	3	30.67	17.77	14.90	-2.00									
#	Executed Elements	Info	Base Value	GOE	J1	J2	J3	J4	J5	J6	J7	J8	J9	Ref.	Scores of Panel	
1	NHE3+sB		3.00	-0.04	0	0	0	0	0	-1	1	0	-1		2.96	
2	ME2	Fx	4.50	-2.25	-5	-5	-5	-5	-5	-5	-5	-5	-5		2.25	
3	TwE1		3.50	-0.80	-2	-2	-2	-2	-3	-1	-3	-2	-3		2.70	
4	I3+pi3		6.75	-0.39	-1	0	-2	-1	-1	-1	0	0	0		6.36	
5	PB1		3.50	0.00	0	0	0	-2	-1	0	1	0	1		3.50	
			21.25												17.77	
Program Components				Factor												
Composition				1.33	3.50	4.75	3.50	3.50	3.50	4.00	4.50	3.75	4.25			3.86
Presentation				1.33	3.25	4.25	3.50	3.50	3.00	4.25	3.75	3.50	4.25			3.71
Skating Skills				1.33	3.50	4.50	3.25	2.75	3.25	4.00	3.75	3.75	4.00			3.64
Judges Total Program Component Score (factored)															14.90	
Deductions:			Falls	-2.00 (2)											-2.00	


Rank	Name	Nation	Starting Number	Total Segment Score	Total Element Score	Total Program Component Score (factored)	Total Deductions									
20	Team Salamandres Junior	FRA	16	23.89	12.21	12.68	-1.00									
#	Executed Elements	Info	Base Value	GOE	J1	J2	J3	J4	J5	J6	J7	J8	J9	Ref.	Scores of Panel	
1	ME	F	0.00	0.00	-	-	-	-	-	-	-	-	-		0.00	
2	NHE2+sB		1.75	-0.28	-1	-2	-2	-2	-1	-1	-2	-2	-1		1.47	
3	I3+pi3		6.75	-1.06	-2	-2	-2	-1	-2	-1	-2	-1	-1		5.69	
4	TwE1		3.50	-1.05	-2	-3	-2	-4	-3	-3	-4	-3	-3		2.45	
5	PB1		3.50	-0.90	-3	-2	-2	-3	-3	-4	-3	-2	-2		2.60	
			15.50												12.21	
Program Components				Factor												
Composition				1.33	2.75	3.00	3.50	3.25	2.75	4.25	3.75	4.00	3.00			3.32
Presentation				1.33	2.75	2.75	3.25	3.00	2.50	4.25	3.50	3.50	2.75			3.07
Skating Skills				1.33	2.75	3.25	3.50	2.75	2.50	4.00	3.75	3.00	3.00			3.14
Judges Total Program Component Score (factored)															12.68	
Deductions:			Falls	-1.00 (1)											-1.00	


Legend:							
#	Sequence number	GOE	Grade of Execution	Jx	Judges (x=1-9)	Ref.	Referee
<	Position, Edge, Timing errors	F	Fall	Fx	Fall > 1		

RESULTS

JUNIOR SYNCHRONIZED SKATING

Pl.	Name	Nation	Total Score	SP	FS
1	Team Teams Elite Junior	USA	208.36	1	1
2	Team Dream Edges Junior	FIN	197.79	2	2
3	Team Les Supremes Junior	CAN	190.43	3	3
4	Team Nexxice Junior	CAN	183.45	5	4
5	Team Skyliners Junior	USA	182.63	4	6
6	Team Mystique Junior	FIN	178.11	6	5
7	Team Spirit Junior	SWE	165.78	7	7
8	Team Starlight Junior	SUI	147.79	8	8
9	Team Cool Dreams Junior	SUI	137.29	9	10
10	Team Ice Fire Junior	POL	135.05	10	9
11	Team Harmonia Junior	CZE	126.04	11	12
12	Team Icicles Junior	GBR	122.23	15	11
13	Team Magic Junior	HUN	112.11	12	14
14	Team Le Soleil Junior	POL	109.32	16	13
15	Team Berlin Junior	GER	105.66	14	15
16	Team Gemini Junior	CZE	98.65	13	17
17	Team UTE Synchro Junior	HUN	93.97	17	16
18	Team Iceskateers Elite Junior	AUS	85.56	19	18
19	Team Amber Junior	LAT	82.87	18	19
20	Team Salamandres Junior	FRA	75.27	20	20


Ms. Anna NYLEN, ISU
Referee


Ms. Christine MUELLER, ISU
Technical Controller

Legend:
SP Short Program FS Free Skating Pl. Place

JUDGES DETAILS PER SKATER
JUNIOR SYNCHRONIZED SKATING FREE SKATING

Rank	Name	Nation	Starting Number	Total Segment Score	Total Element Score	Total Program Component Score (factored)	Total Deductions
1	Team Teams Elite Junior	USA	20	132.75	61.54	71.21	0.00

#	Executed Elements	Info	Base Value	GOE	J1	J2	J3	J4	J5	J6	J7	J8	J9	Ref.	Scores of Panel	
1	Cr1		4.00	1.77	4	5	5	3	5	4	5	4	4		5.77	
2	TrE4	!	5.00	0.71	2	1	1	2	1	1	2	2	1		5.71	
3	I4+pi4		7.50	2.89	4	3	4	5	4	3	4	4	4		10.39	
4	ME4		6.50	2.32	4	4	3	3	4	4	4	3	3		8.82	
5	SySp4		6.50	2.04	4	3	2	4	3	3	3	3	3		8.54	
6	I3+pi4		7.25	2.69	4	4	3	4	4	4	3	4	3		9.94	
7	AB2		4.00	1.37	3	3	4	3	3	4	4	4	3		5.37	
8	NHEB+s4		5.00	2.00	4	4	3	4	4	4	5	4	4		7.00	
			45.75												61.54	
Program Components				Factor												
Composition				2.67	9.25	9.00	9.25	9.50	9.50	9.25	9.25	9.00	8.75			9.21
Presentation				2.67	9.00	9.00	8.50	9.75	9.00	9.25	8.75	8.75	8.50			8.89
Skating Skills				2.67	8.50	8.25	8.50	9.50	8.75	9.00	8.25	8.75	8.25			8.57
Judges Total Program Component Score (factored)															71.21	

Deductions: 0.00

Rank	Name	Nation	Starting Number	Total Segment Score	Total Element Score	Total Program Component Score (factored)	Total Deductions
2	Team Dream Edges Junior	FIN	19	122.55	56.26	66.29	0.00

#	Executed Elements	Info	Base Value	GOE	J1	J2	J3	J4	J5	J6	J7	J8	J9	Ref.	Scores of Panel	
1	I4+pi4		7.50	2.14	4	3	3	4	3	3	2	2	2		9.64	
2	Cr1		4.00	1.54	3	5	5	2	4	4	4	3	4		5.54	
3	I2+pi4		6.50	1.95	4	3	3	3	3	2	3	3	3		8.45	
4	SySp4		6.50	1.67	3	3	2	2	3	2	2	3	3		8.17	
5	TrE4		5.00	1.50	4	3	3	2	3	3	3	3	3		6.50	
6	NHEB+s3		3.75	0.91	3	3	3	2	4	2	2	2	2		4.66	
7	AL2		4.00	0.57	2	1	2	1	3	2	-1	0	2		4.57	
8	ME4		6.50	2.23	4	4	4	4	4	3	2	3	2		8.73	
			43.75												56.26	
Program Components				Factor												
Composition				2.67	8.75	8.75	8.50	8.75	8.50	8.00	8.25	8.00	8.25			8.43
Presentation				2.67	8.50	8.75	8.25	8.75	8.25	8.50	7.75	7.75	8.00			8.29
Skating Skills				2.67	8.00	8.50	8.25	8.75	8.00	8.25	7.75	7.75	8.00			8.11
Judges Total Program Component Score (factored)															66.29	

Deductions: 0.00

JUDGES DETAILS PER SKATER
JUNIOR SYNCHRONIZED SKATING FREE SKATING

Rank	Name	Nation	Starting Number	Total Segment Score	Total Element Score	Total Program Component Score (factored)	Total Deductions										
3	Team Les Supremes Junior	CAN	18	120.32	55.53	65.79	-1.00										
#	Executed Elements	Info	Base Value	GOE	J1	J2	J3	J4	J5	J6	J7	J8	J9	Ref.	Scores of Panel		
1	ME4		6.50	2.14	4	3	3	2	3	3	4	4	3		8.64		
2	I4+pi4		7.50	2.14	3	2	3	3	3	3	3	3	2		9.64		
3	NHEB+s3		3.75	1.13	3	3	3	3	3	3	4	3	3		4.88		
4	AL2		4.00	1.20	3	3	3	2	3	3	4	4	2		5.20		
5	I4+pi4		7.50	1.93	2	3	2	2	2	3	3	4	3		9.43		
6	SySp4		6.50	1.30	2	3	2	2	1	1	2	2	3		7.80		
7	Cr1		4.00	1.37	2	4	3	3	3	4	4	3	4		5.37		
8	TrE4	F	5.00	-0.43	-1	-1	-1	1	0	-1	-2	0	-2		4.57		
			44.75												55.53		
Program Components				Factor													
Composition				2.67	8.00	8.75	8.50	8.50	8.25	8.50	8.25	8.75	8.25				8.43
Presentation				2.67	7.75	8.25	8.00	8.00	7.75	8.25	8.00	8.50	8.25				8.07
Skating Skills				2.67	7.75	8.25	8.25	8.00	8.00	8.25	8.50	8.25	8.00				8.14
Judges Total Program Component Score (factored)															65.79		
Deductions:			Falls	-1.00 (1)											-1.00		

Rank	Name	Nation	Starting Number	Total Segment Score	Total Element Score	Total Program Component Score (factored)	Total Deductions										
4	Team Nexxice Junior	CAN	16	117.66	55.05	63.61	-1.00										
#	Executed Elements	Info	Base Value	GOE	J1	J2	J3	J4	J5	J6	J7	J8	J9	Ref.	Scores of Panel		
1	Cr1		4.00	0.80	3	2	1	1	3	3	2	1	2		4.80		
2	AB2		4.00	1.20	3	3	2	3	2	4	4	3	3		5.20		
3	I4+pi4		7.50	2.25	3	2	3	3	3	3	3	3	3		9.75		
4	SySp4		6.50	1.67	2	3	2	2	2	3	3	3	4		8.17		
5	TrE4		5.00	1.36	3	3	3	2	3	2	3	3	2		6.36		
6	ME4<	<	6.25	1.70	3	3	2	2	3	2	4	3	3		7.95		
7	I2+pi4		6.50	1.39	2	2	2	3	3	2	2	2	2		7.89		
8	NHEB+s4	F	5.00	-0.07	1	-1	0	0	0	0	0	0	-1		4.93		
			44.75												55.05		
Program Components				Factor													
Composition				2.67	8.00	8.00	8.00	8.00	8.00	8.25	8.00	8.25	7.75				8.04
Presentation				2.67	7.75	7.75	7.75	8.00	7.75	8.25	8.25	7.75	8.00				7.89
Skating Skills				2.67	7.75	7.75	7.75	8.00	7.75	8.25	8.25	8.00	7.75				7.89
Judges Total Program Component Score (factored)															63.61		
Deductions:			Falls	-1.00 (1)											-1.00		

JUDGES DETAILS PER SKATER
JUNIOR SYNCHRONIZED SKATING FREE SKATING

Rank	Name	Nation	Starting Number	Total Segment Score	Total Element Score	Total Program Component Score (factored)							Total Deductions		
5	Team Mystique Junior	FIN	15	114.58	55.42	62.16							-3.00		
#	Executed Elements	Info	Base Value	GOE	J1	J2	J3	J4	J5	J6	J7	J8	J9	Ref.	Scores of Panel
1	I4+pi4		7.50	2.25	2	3	2	2	3	3	4	4	4		9.75
2	Pa4		6.50	1.58	2	2	2	2	3	2	3	3	3		8.08
3	NHEB+s4		5.00	1.57	3	3	3	3	4	3	4	3	3		6.57
4	I2+pi4		6.50	1.49	2	2	2	2	3	2	2	3	3		7.99
5	SySp4		6.50	1.67	3	3	2	2	2	2	3	3	3		8.17
6	AL2		4.00	-0.17	-3	0	0	1	-2	-1	-2	3	1		3.83
7	TrE4		5.00	1.00	3	3	3	1	2	1	1	2	2		6.00
8	Cr1		4.00	1.03	3	3	1	1	3	3	3	3	2		5.03
			45.00												55.42
Program Components				Factor											
Composition				2.67	8.00	8.25	8.00	7.00	7.75	7.75	8.25	8.25	7.75	7.50	7.96
Presentation				2.67	7.50	7.75	8.25	7.00	7.50	7.50	7.25	8.25	7.50	7.61	
Skating Skills				2.67	7.75	7.75	8.00	6.75	7.75	7.50	8.00	7.75	7.50	7.71	
Judges Total Program Component Score (factored)														62.16	
Deductions:			Interruption in excess	-1.00	Falls								-2.00 (2)	-3.00	

Rank	Name	Nation	Starting Number	Total Segment Score	Total Element Score	Total Program Component Score (factored)							Total Deductions		
6	Team Skyliners Junior	USA	17	112.61	49.38	64.23							-1.00		
#	Executed Elements	Info	Base Value	GOE	J1	J2	J3	J4	J5	J6	J7	J8	J9	Ref.	Scores of Panel
1	I2+pi4		6.50	2.23	4	3	3	4	3	3	4	4	3		8.73
2	Cr1		4.00	0.97	3	3	2	2	2	3	2	3	2		4.97
3	NHEB+s2		2.25	0.68	3	3	3	3	3	3	3	3	4		2.93
4	I4+pi4	F	7.50	-1.39	-2	-3	-3	0	-2	-1	-3	-2	0		6.11
5	SySp4		6.50	1.67	3	2	2	2	2	3	3	4	3		8.17
6	AL2		4.00	0.74	2	2	1	1	2	2	2	3	2		4.74
7	ME4		6.50	1.02	2	1	1	1	1	2	2	2	2		7.52
8	TrE4		5.00	1.21	2	3	2	3	2	2	2	3	3		6.21
			42.25												49.38
Program Components				Factor											
Composition				2.67	8.25	8.25	7.75	8.75	8.00	8.25	7.75	8.50	8.00	8.14	
Presentation				2.67	7.75	8.00	8.25	8.50	7.50	8.00	7.50	8.25	8.00	7.96	
Skating Skills				2.67	8.00	8.00	8.00	8.25	7.50	8.00	7.75	7.75	8.25	7.96	
Judges Total Program Component Score (factored)														64.23	
Deductions:			Falls	-1.00 (1)								-1.00			

Rank	Name	Nation	Starting Number	Total Segment Score	Total Element Score	Total Program Component Score (factored)							Total Deductions		
7	Team Spirit Junior	SWE	14	105.66	49.59	56.07							0.00		
#	Executed Elements	Info	Base Value	GOE	J1	J2	J3	J4	J5	J6	J7	J8	J9	Ref.	Scores of Panel
1	I2+pi4		6.50	1.02	1	1	1	1	2	2	2	2	3		7.52
2	SySp4		6.50	1.11	3	2	2	0	1	1	2	2	2		7.61
3	AL2		4.00	0.51	2	1	0	0	2	2	0	2	2		4.51
4	NHEB+s2		2.25	0.45	2	2	1	1	3	1	3	2	3		2.70
5	Cr1		4.00	0.63	1	2	1	0	2	1	2	2	2		4.63
6	ME4		6.50	1.30	2	2	1	1	3	2	2	2	3		7.80
7	I4+pi4		7.50	1.18	2	1	1	2	2	1	1	2	2		8.68
8	TrE4		5.00	1.14	2	2	2	1	3	2	2	3	3		6.14
			42.25												49.59
Program Components				Factor											
Composition				2.67	7.00	7.25	7.00	6.50	7.25	6.75	7.25	7.50	7.00	7.07	
Presentation				2.67	7.25	7.00	6.75	6.25	7.50	6.75	7.50	7.50	7.00	7.11	
Skating Skills				2.67	6.50	6.75	7.00	6.25	7.00	6.75	7.25	7.00	6.75	6.82	
Judges Total Program Component Score (factored)														56.07	
Deductions:														0.00	

JUDGES DETAILS PER SKATER
JUNIOR SYNCHRONIZED SKATING FREE SKATING

Rank	Name	Nation	Starting Number	Total Segment Score	Total Element Score	Total Program Component Score (factored)		Total Deductions								
8	Team Starlight Junior	SUI	13	95.54	46.27	50.27		-1.00								
#	Executed Elements	Info	Base Value	GOE	J1	J2	J3	J4	J5	J6	J7	J8	J9	Ref.	Scores of Panel	
1	Cr1		4.00	0.51	1	2	1	1	2	2	0	1	1		4.51	
2	ME4<	<	6.25	0.90	0	1	1	1	2	1	2	2	2		7.15	
3	SySp4		6.50	1.11	3	1	1	1	1	1	3	3	2		7.61	
4	I4+pi3		7.00	0.20	0	0	0	1	1	0	-1	0	1		7.20	
5	AL2		4.00	0.40	1	1	1	0	1	1	1	1	2		4.40	
6	NHEB+s3		3.75	0.54	1	1	1	2	2	1	2	1	3		4.29	
7	I2+pi3		5.75	0.50	1	0	0	0	2	1	1	1	2		6.25	
8	TrE4	!	5.00	-0.14	1	-1	-2	0	-1	-3	0	1	1		4.86	
			42.25												46.27	
Program Components				Factor												
Composition				2.67	5.50	6.25	6.75	6.25	6.50	6.25	6.75	7.00	6.25			6.43
Presentation				2.67	5.50	6.50	6.00	6.00	6.25	6.00	7.25	6.75	6.50			6.29
Skating Skills				2.67	5.00	6.00	6.00	6.00	5.75	5.75	6.75	6.75	6.50			6.11
Judges Total Program Component Score (factored)															50.27	
Deductions:			Falls	-1.00 (1)											-1.00	

Rank	Name	Nation	Starting Number	Total Segment Score	Total Element Score	Total Program Component Score (factored)		Total Deductions								
9	Team Ice Fire Junior	POL	11	86.68	42.33	44.35		0.00								
#	Executed Elements	Info	Base Value	GOE	J1	J2	J3	J4	J5	J6	J7	J8	J9	Ref.	Scores of Panel	
1	Cr1		4.00	0.34	0	1	1	0	1	1	2	1	1		4.34	
2	I4+pi4		7.50	0.32	1	0	1	0	1	1	0	0	-1		7.82	
3	AL2		4.00	0.57	0	1	1	1	2	2	1	2	2		4.57	
4	SySp3		5.50	0.24	0	0	0	0	0	1	1	2	1		5.74	
5	ME3		5.50	-0.24	-1	-1	-1	0	-1	0	0	0	0		5.26	
6	NHEB+s3		3.75	0.27	1	0	1	0	1	2	1	0	1		4.02	
7	I2+pi3		5.75	-0.17	0	0	-1	-1	0	0	-1	0	0		5.58	
8	TrE4		5.00	0.00	0	0	0	0	0	-2	0	1	0		5.00	
			41.00												42.33	
Program Components				Factor												
Composition				2.67	5.00	5.75	6.00	6.00	6.00	5.75	6.00	5.75	5.25			5.79
Presentation				2.67	5.00	5.75	6.00	5.75	5.50	6.00	5.50	5.50	5.00			5.57
Skating Skills				2.67	4.75	5.25	5.50	5.50	5.25	5.50	5.00	5.50	4.75			5.25
Judges Total Program Component Score (factored)															44.35	
Deductions:														0.00		

Rank	Name	Nation	Starting Number	Total Segment Score	Total Element Score	Total Program Component Score (factored)		Total Deductions									
10	Team Cool Dreams Junior	SUI	12	86.08	40.98	45.10		0.00									
#	Executed Elements	Info	Base Value	GOE	J1	J2	J3	J4	J5	J6	J7	J8	J9	Ref.	Scores of Panel		
1	I2+pi4		6.50	0.09	0	0	0	0	1	-1	-1	1	2		6.59		
2	TrE4		5.00	0.57	2	1	1	1	1	-1	2	1	1		5.57		
3	ME2		4.50	0.19	1	0	1	0	2	0	-1	0	1		4.69		
4	Cr1		4.00	0.17	0	1	0	0	1	0	0	1	1		4.17		
5	I2+pi4		6.50	-0.93	-1	-2	-1	-1	-1	-2	-3	-2	2		5.57		
6	SySp4		6.50	-0.37	-2	0	0	-1	-1	-2	1	0	0		6.13		
7	NHEB+s3		3.75	0.05	0	0	0	0	1	-1	-1	1	2		3.80		
8	AL2		4.00	0.46	1	2	1	0	1	1	0	2	2		4.46		
			40.75												40.98		
Program Components				Factor													
Composition				2.67	5.50	6.00	5.50	6.00	5.75	5.50	5.50	5.50	6.50	6.00			5.75
Presentation				2.67	5.25	5.75	5.75	5.50	5.50	5.50	5.50	5.25	6.50	6.25			5.64
Skating Skills				2.67	4.50	5.50	5.50	5.50	5.50	5.25	5.25	6.25	6.00			5.50	
Judges Total Program Component Score (factored)															45.10		
Deductions:														0.00			

JUDGES DETAILS PER SKATER
JUNIOR SYNCHRONIZED SKATING FREE SKATING

Rank	Name	Nation	Starting Number	Total Segment Score	Total Element Score	Total Program Component Score (factored)	Total Deductions
11	Team Icicles Junior	GBR	6	85.27	42.07	43.20	0.00

#	Executed Elements	Info	Base Value	GOE	J1	J2	J3	J4	J5	J6	J7	J8	J9	Ref.	Scores of Panel	
1	I4+pi3		7.00	0.00	0	-1	-1	-1	-1	0	2	1	2		7.00	
2	Cr1		4.00	0.51	0	1	1	0	1	2	2	2	2		4.51	
3	SySp3		5.50	0.00	-1	-1	0	0	-1	0	2	1	1		5.50	
4	AB2		4.00	0.06	0	0	0	0	0	2	0	0	1		4.06	
5	I4+pi3		7.00	0.30	0	0	1	0	0	1	0	1	2		7.30	
6	Pa4		6.50	0.28	-1	1	1	-1	1	0	0	1	2		6.78	
7	NHEB+s2		2.25	0.16	0	0	0	0	1	2	1	1	2		2.41	
8	TrE3		4.00	0.51	1	0	1	0	1	2	2	2	3		4.51	
			40.25												42.07	
Program Components				Factor												
Composition				2.67	4.50	5.00	6.25	6.00	5.00	5.50	6.50	6.50	5.50			5.68
Presentation				2.67	4.25	4.75	5.50	5.50	5.25	5.25	6.75	6.00	5.50			5.39
Skating Skills				2.67	4.00	4.75	5.25	5.00	4.75	5.00	6.25	5.75	5.25			5.11
Judges Total Program Component Score (factored)																43.20

Deductions:

0.00

Rank	Name	Nation	Starting Number	Total Segment Score	Total Element Score	Total Program Component Score (factored)	Total Deductions
12	Team Harmonia Junior	CZE	10	81.35	39.57	41.78	0.00

#	Executed Elements	Info	Base Value	GOE	J1	J2	J3	J4	J5	J6	J7	J8	J9	Ref.	Scores of Panel	
1	TrE2		3.00	-0.04	1	-1	-1	-1	0	-1	1	1	0		2.96	
2	Cr1		4.00	0.11	0	1	0	0	0	0	0	2	1		4.11	
3	NHEB+s3		3.75	0.27	1	0	0	0	1	0	2	1	2		4.02	
4	I4+pi3		7.00	-0.40	-1	0	-1	0	-1	-2	-1	0	0		6.60	
5	ME3		5.50	0.08	0	1	0	0	0	0	2	0	0		5.58	
6	SySp4		6.50	-0.65	-2	0	-2	-1	-1	-1	-1	-1	0		5.85	
7	AB2		4.00	0.11	0	1	0	0	0	0	0	1	1		4.11	
8	I4+pi2		6.25	0.09	0	0	0	-1	0	0	1	0	2		6.34	
			40.00												39.57	
Program Components				Factor												
Composition				2.67	5.00	5.75	4.75	5.75	4.75	4.75	6.00	5.75	5.25			5.29
Presentation				2.67	5.00	5.50	5.00	5.75	5.00	5.00	6.50	5.50	5.25			5.29
Skating Skills				2.67	4.50	5.50	4.50	5.50	5.00	4.50	6.00	5.50	5.00			5.07
Judges Total Program Component Score (factored)																41.78

Deductions:

0.00

Rank	Name	Nation	Starting Number	Total Segment Score	Total Element Score	Total Program Component Score (factored)	Total Deductions
13	Team Le Soleil Junior	POL	5	72.63	38.67	33.96	0.00

#	Executed Elements	Info	Base Value	GOE	J1	J2	J3	J4	J5	J6	J7	J8	J9	Ref.	Scores of Panel	
1	Cr1		4.00	0.17	1	0	0	-1	1	0	0	1	1		4.17	
2	ME3		5.50	0.00	0	0	0	0	1	0	0	-1	0		5.50	
3	SySp4		6.50	-1.30	-3	-2	-2	-2	-1	-4	0	-2	-2		5.20	
4	I3+pi3		6.75	-0.48	0	-1	-1	-2	0	-2	-1	0	0		6.27	
5	NHEB+s2		2.25	-0.13	0	-1	-1	-1	-1	-2	0	0	0		2.12	
6	I4+pi3		7.00	-0.30	-1	0	-1	0	0	0	-1	0	-1		6.70	
7	AL2		4.00	0.00	0	0	0	0	0	0	0	1	0		4.00	
8	TrE4		5.00	-0.29	-1	0	-1	-1	-1	-1	0	0	0		4.71	
			41.00												38.67	
Program Components				Factor												
Composition				2.67	4.00	4.00	5.00	4.75	4.50	4.00	4.00	5.50	4.25			4.36
Presentation				2.67	4.25	4.00	4.25	4.50	4.50	3.75	3.75	4.75	4.00			4.18
Skating Skills				2.67	4.00	4.25	4.00	4.25	4.25	3.75	4.75	4.50	4.00			4.18
Judges Total Program Component Score (factored)																33.96

Deductions:

0.00

JUDGES DETAILS PER SKATER
JUNIOR SYNCHRONIZED SKATING FREE SKATING

Rank	Name	Nation	Starting Number	Total Segment Score	Total Element Score	Total Program Component Score (factored)								Total Deductions				
14	Team Magic Junior	HUN	9	70.73	33.72	37.01								0.00				
#	Executed Elements	Info	Base Value	GOE	J1	J2	J3	J4	J5	J6	J7	J8	J9	Ref.	Scores of Panel			
1	ME3		5.50	0.39	0	0	1	1	1	0	2	1	1		5.89			
2	I2+pi2		4.75	-0.68	-2	-2	-1	-1	-1	-2	-2	-1	0		4.07			
3	NHEB+s1		0.75	-0.03	0	-1	-1	-1	0	-1	0	0	0		0.72			
4	TrE4		5.00	-0.29	-1	-1	0	-1	-1	1	-1	-1	1		4.71			
5	Cr1		4.00	0.06	-1	0	0	0	0	0	1	0	1		4.06			
6	SySp3		5.50	-0.79	-1	-1	-2	-3	-1	-2	-1	-2	0		4.71			
7	I4+pi2		6.25	-0.63	-1	-2	0	-1	-1	-1	-1	-1	-1		5.62			
8	AL2		4.00	-0.06	0	-1	0	-1	0	0	0	0	0		3.94			
			35.75												33.72			
Program Components				Factor														
Composition				2.67	3.75	4.50	4.75	5.50	4.50	5.00	4.75	5.50	4.50	4.25	4.25	5.00	4.25	4.79
Presentation				2.67	3.75	4.25	5.00	5.50	4.50	4.75	4.75	4.75	5.25	4.25				4.68
Skating Skills				2.67	4.00	4.00	4.50	5.00	4.25	4.50	4.25	5.00	4.25					4.39
Judges Total Program Component Score (factored)															37.01			
Deductions:															0.00			

Rank	Name	Nation	Starting Number	Total Segment Score	Total Element Score	Total Program Component Score (factored)								Total Deductions			
15	Team Berlin Junior	GER	7	67.84	31.23	36.61								0.00			
#	Executed Elements	Info	Base Value	GOE	J1	J2	J3	J4	J5	J6	J7	J8	J9	Ref.	Scores of Panel		
1	SySp3		5.50	-0.63	-2	-1	-1	-1	-1	-2	-1	-1	1		4.87		
2	ME2		4.50	0.13	0	1	0	0	1	0	-1	0	1		4.63		
3	AL2		4.00	-0.06	0	0	-1	0	0	0	0	-1	0		3.94		
4	Cr1		4.00	0.23	0	1	0	0	1	1	1	0	2		4.23		
5	NHEB+s1		0.75	-0.10	-2	0	-1	0	-1	-2	-3	-2	-1		0.65		
6	I3+pi2		6.00	-1.11	-2	-2	-2	-2	-1	-2	-3	-2	0		4.89		
7	TrE2		3.00	-0.21	-1	0	-1	-1	0	-1	-1	0	-1		2.79		
8	I3+pi2		6.00	-0.77	-1	-1	0	-1	0	-1	-4	-3	-2		5.23		
			33.75												31.23		
Program Components				Factor													
Composition				2.67	3.75	5.00	5.00	6.00	5.00	4.75	4.00	4.75	4.75				4.75
Presentation				2.67	3.75	4.75	4.50	5.75	4.75	4.50	3.75	4.25	4.75				4.46
Skating Skills				2.67	3.50	4.50	4.50	5.00	5.00	4.50	4.25	4.25	4.50				4.50
Judges Total Program Component Score (factored)															36.61		
Deductions:															0.00		

JUDGES DETAILS PER SKATER
JUNIOR SYNCHRONIZED SKATING FREE SKATING

Rank	Name	Nation	Starting Number	Total Segment Score	Total Element Score	Total Program Component Score (factored)		Total Deductions								
16	Team UTE Synchro Junior	HUN	4	61.33	30.99	32.34		-2.00								
#	Executed Elements	Info	Base Value	GOE	J1	J2	J3	J4	J5	J6	J7	J8	J9	Ref.	Scores of Panel	
1	SySp3		5.50	-0.86	-2	-1	-2	-3	-1	-1	-2	-2	-1		4.64	
2	TrE3		4.00	-0.06	0	0	0	0	0	-2	0	-1	0		3.94	
3	I4+pi3		7.00	-0.60	0	-2	0	-1	-1	-3	-1	-1	0		6.40	
4	NHEB+s1		0.75	-0.06	-1	0	0	-1	0	-1	-1	-2	-1		0.69	
5	ME2		4.50	-0.39	-2	-1	0	0	0	-2	-1	-1	-1		4.11	
6	AL2		4.00	0.06	0	0	1	0	-1	-1	1	1	0		4.06	
7	I2+pi2		4.75	0.00	1	-1	0	0	0	-2	0	0	1		4.75	
8	Cr1	Fx	4.00	-1.60	-4	-4	-4	-4	-4	-4	-4	-4	-4		2.40	
			34.50												30.99	
Program Components				Factor												
Composition				2.67	3.50	4.50	4.75	4.50	4.00	3.50	4.25	4.75	4.00			4.21
Presentation				2.67	3.50	4.00	4.25	4.25	3.75	3.75	4.00	4.25	4.25			4.04
Skating Skills				2.67	3.50	4.25	4.50	3.75	3.50	3.50	4.25	4.00	3.75			3.86
Judges Total Program Component Score (factored)															32.34	
Deductions:			Falls	-2.00 (2)											-2.00	

Rank	Name	Nation	Starting Number	Total Segment Score	Total Element Score	Total Program Component Score (factored)		Total Deductions								
17	Team Gemini Junior	CZE	8	60.11	25.00	35.11		0.00								
#	Executed Elements	Info	Base Value	GOE	J1	J2	J3	J4	J5	J6	J7	J8	J9	Ref.	Scores of Panel	
1	Cr1		4.00	0.00	-1	0	0	0	0	0	0	0	0		4.00	
2	AL1		2.50	-0.07	0	-1	-1	0	0	0	0	-1	0		2.43	
3	ME2		4.50	0.06	0	0	-1	1	-1	0	0	1	1		4.56	
4	NHEB+s1		0.75	-0.03	-1	-1	-1	-1	0	0	1	0	0		0.72	
5	I2+pi1		3.25	-0.51	-1	-1	-2	-1	-2	-2	-4	-2	-1		2.74	
6	TrE1		2.00	-0.03	0	0	-2	0	-1	0	0	0	0		1.97	
7	I3+pi1		5.00	-1.29	-3	-3	-2	-2	-2	-3	-3	-3	-1		3.71	
8	SySp3		5.50	-0.63	-2	-1	-2	-2	-2	-1	0	0	0		4.87	
			27.50												25.00	
Program Components				Factor												
Composition				2.67	4.00	4.50	4.25	5.50	4.50	4.50	4.50	5.50	4.50			4.61
Presentation				2.67	3.75	4.50	4.00	5.25	4.00	4.25	4.25	4.25	4.50			4.25
Skating Skills				2.67	3.75	4.25	4.00	4.50	4.25	4.25	4.25	4.75	5.25	4.00		4.29
Judges Total Program Component Score (factored)															35.11	
Deductions:														0.00		

Rank	Name	Nation	Starting Number	Total Segment Score	Total Element Score	Total Program Component Score (factored)		Total Deductions								
18	Team Iceskateers Elite Junior	AUS	2	54.89	26.48	28.41		0.00								
#	Executed Elements	Info	Base Value	GOE	J1	J2	J3	J4	J5	J6	J7	J8	J9	Ref.	Scores of Panel	
1	I2+pi3		5.75	-0.82	0	-1	-2	-1	-1	-3	-3	-2	0		4.93	
2	SySp2		4.50	-0.71	-2	-1	-3	-3	-2	-3	0	0	0		3.79	
3	I2+pi2		4.75	-1.22	-2	-1	-3	-3	-2	-4	-2	-3	-3		3.53	
4	TrE1		2.00	-0.23	-1	-1	-1	-3	-2	-2	0	0	-1		1.77	
5	Cr1		4.00	-0.17	-1	0	-1	-1	-1	0	1	0	0		3.83	
6	NHEB+s1		0.75	-0.04	0	0	-2	-2	-1	-1	0	0	0		0.71	
7	ME2		4.50	-0.58	-1	-1	-1	-1	-1	-1	-2	-2	-2		3.92	
8	AL2		4.00	0.00	1	0	-1	0	0	0	1	-1	0		4.00	
			30.25												26.48	
Program Components				Factor												
Composition				2.67	3.50	4.00	3.50	2.00	3.25	3.50	4.25	4.00	4.00			3.68
Presentation				2.67	3.50	3.50	3.75	2.75	3.00	3.25	4.25	3.75	4.25			3.57
Skating Skills				2.67	3.00	3.75	3.75	3.00	2.75	3.00	3.50	3.75	4.25			3.39
Judges Total Program Component Score (factored)															28.41	
Deductions:														0.00		

JUDGES DETAILS PER SKATER
JUNIOR SYNCHRONIZED SKATING FREE SKATING

Rank	Name	Nation	Starting Number	Total Segment Score	Total Element Score	Total Program Component Score (factored)	Total Deductions
19	Team Amber Junior	LAT	3	52.09	25.68	26.41	0.00

#	Executed Elements	Info	Base Value	GOE	J1	J2	J3	J4	J5	J6	J7	J8	J9	Ref.	Scores of Panel	
1	ME3		5.50	-0.16	0	-1	0	-1	0	0	0	-1	0		5.34	
2	I2+pi2		4.75	-1.16	-2	-3	-3	-2	-2	-2	-3	-3	0		3.59	
3	NHEB+sB		0.50	-0.12	-2	-2	-2	-1	-2	-4	-3	-4	-2		0.38	
4	I2+pi1		3.25	-0.65	-2	-3	-1	-1	-2	-2	-3	-3	-1		2.60	
5	Cr1		4.00	-0.23	-1	-1	-1	0	-1	-1	0	0	1		3.77	
6	SySp3		5.50	-1.57	-3	-3	-3	-3	-3	-5	-1	-3	-2		3.93	
7	AL1		2.50	-0.43	-2	-2	-2	-2	-1	-4	-1	-2	-1		2.07	
8	TrE4		5.00	-1.00	-3	-2	-2	-2	-2	-4	-1	-2	-1		4.00	
			31.00												25.68	
Program Components				Factor												
Composition				2.67	2.50	3.00	3.75	4.00	3.00	3.50	3.75	3.75	3.75	3.75		3.50
Presentation				2.67	2.25	2.75	3.50	4.00	2.75	3.50	3.50	3.00	3.75			3.25
Skating Skills				2.67	2.50	3.25	3.25	3.00	2.75	3.50	4.50	2.75	3.50			3.14
Judges Total Program Component Score (factored)																26.41

Deductions: 0.00

Rank	Name	Nation	Starting Number	Total Segment Score	Total Element Score	Total Program Component Score (factored)	Total Deductions
20	Team Salamandres Junior	FRA	1	51.38	25.57	26.81	-1.00

#	Executed Elements	Info	Base Value	GOE	J1	J2	J3	J4	J5	J6	J7	J8	J9	Ref.	Scores of Panel	
1	I2+pi3		5.75	-0.91	-1	-2	-2	-1	-2	-2	-2	-1	-1		4.84	
2	TrE3		4.00	-0.51	-1	-1	-1	-2	-1	-2	-2	-1	-1		3.49	
3	SySpB	F	1.50	-0.58	-5	-3	-4	-4	-4	-4	-4	-4	-3		0.92	
4	ME1		3.50	-0.45	-2	-1	0	-3	-1	-1	-2	-2	0		3.05	
5	Cr1		4.00	-0.23	-1	-1	-2	-1	-1	0	0	0	0		3.77	
6	AL2		4.00	-0.23	0	-1	-1	-1	-1	-1	0	0	1		3.77	
7	NHEB+s1		0.75	-0.11	-1	-1	-1	-2	-2	-2	0	-2	-1		0.64	
8	I2+pi3		5.75	-0.66	-1	-1	-1	-2	-1	-2	-1	-1	-1		5.09	
			29.25												25.57	
Program Components				Factor												
Composition				2.67	3.25	3.50	3.50	2.50	3.00	3.75	3.75	4.00	4.00			3.54
Presentation				2.67	3.00	3.00	3.75	2.50	2.75	3.50	3.50	3.25	3.75			3.25
Skating Skills				2.67	2.75	3.25	3.50	2.50	2.50	3.50	3.75	3.50	3.75			3.25
Judges Total Program Component Score (factored)																26.81

Deductions: Falls -1.00 (1) -1.00

Legend:							
#	Sequence number	GOE	Grade of Execution	Jx	Judges (x=1-9)	Ref.	Referee
<	Position, Edge, Timing errors	!	At the same time	F	Fall	Fx	Fall > 1

SYNCHRONIZED SKATING

Joynext Arena	24 JAN 2025	20:50	Short Program
	25 JAN 2025	18:54	Free Skating

Size of Skating Arena:	30m*60m
Ice Conditions:	very good
Number of Entries:	13
Number of Participants:	13

Entry Withdrawn:

Short Program		
Duration:	2:50 +/- 10 seconds	
Segment Factor:	1.00	
Program Component Factors:	Composition	1.33
	Presentation	1.33
	Skating Skills	1.33

Free Skating		
Duration:	4:00 +/- 10 seconds	
Segment Factor:	1.00	
Program Component Factors:	Composition	2.67
	Presentation	2.67
	Skating Skills	2.67

RESULTS

SYNCHRONIZED SKATING

Pl.	Name	Nation	Total Score	SP	FS
1	Team Les Supremes	CAN	77.49		1
2	Team Haydenettes	USA	74.11		2
3	Team Marigold Ice Unity	FIN	71.40		3
4	Team Lumineers	FIN	67.73		4
5	Team Berlin 1	GER	56.11		5
6	Team United Angels	GER	53.66		6
7	Team Skating Graces	GER	52.52		7
8	Team Cool Dreams	SUI	47.58		8
9	Team Icicles Senior	GBR	46.85		9
10	Team Olympia	CZE	45.40		10
11	Team Ice United	NED	43.33		11
12	Team Zoulous	FRA	42.04		12
13	Team Illumination	NED	32.93		13


Ms. Karen WOLANCHUK, ISU
Referee


Mr. Philippe MAITROT, ISU
Technical Controller

Legend:		
SP Short Program	FS Free Skating	Pl. Place

JUDGES DETAILS PER SKATER
SYNCHRONIZED SKATING SHORT PROGRAM

Rank	Name	Nation	Starting Number	Total Segment Score	Total Element Score	Total Program Component Score (factored)		Total Deductions								
1	Team Les Supremes	CAN	7	77.49	40.47	37.02		0.00								
#	Executed Elements	Info	Base Value	GOE	J1	J2	J3	J4	J5	J6	J7	J8	J9	Ref.	Scores of Panel	
1	SySp4		6.50	2.51	4	5	4	3	3	5	3	4	4		9.01	
2	ME4		6.50	2.14	3	4	3	3	3	3	4	3	5		8.64	
3	NHEB+s4		5.00	1.93	4	4	4	3	4	4	3	4	5		6.93	
4	I2+pi4		6.50	2.60	4	4	3	3	5	5	3	4	5		9.10	
5	TrE4		5.00	1.79	2	5	3	4	4	3	3	4	4		6.79	
			29.50												40.47	
Program Components				Factor												
Composition				1.33	9.50	9.75	9.25	9.25	9.00	9.50	9.25	9.50	9.25	9.36		
Presentation				1.33	9.50	9.50	9.25	9.00	9.00	9.25	9.00	9.50	9.50	9.29		
Skating Skills				1.33	9.50	9.25	9.00	9.00	9.25	9.00	9.00	9.25	9.50	9.18		
Judges Total Program Component Score (factored)														37.02		
Deductions:															0.00	

Rank	Name	Nation	Starting Number	Total Segment Score	Total Element Score	Total Program Component Score (factored)		Total Deductions								
2	Team Haydenettes	USA	13	74.11	38.15	35.96		0.00								
#	Executed Elements	Info	Base Value	GOE	J1	J2	J3	J4	J5	J6	J7	J8	J9	Ref.	Scores of Panel	
1	ME4<	<	6.25	2.50	3	4	4	4	4	5	3	4	5		8.75	
2	I2+pi4		6.50	2.32	3	5	4	3	4	4	3	3	4		8.82	
3	SySp4		6.50	2.23	4	5	4	3	3	4	3	3	3		8.73	
4	NHEB+s3		3.75	1.24	3	5	3	4	4	3	3	3	3		4.99	
5	TrE4		5.00	1.86	3	4	3	4	4	4	4	3	4		6.86	
			28.00												38.15	
Program Components				Factor												
Composition				1.33	9.25	10.00	9.00	9.00	9.00	9.00	8.50	8.75	9.00	9.00		
Presentation				1.33	9.25	9.75	9.00	9.25	9.00	8.75	8.25	8.75	9.25	9.04		
Skating Skills				1.33	9.50	9.50	8.75	9.00	9.00	9.25	8.25	8.50	9.00	9.00		
Judges Total Program Component Score (factored)														35.96		
Deductions:															0.00	

Rank	Name	Nation	Starting Number	Total Segment Score	Total Element Score	Total Program Component Score (factored)		Total Deductions								
3	Team Marigold Ice Unity	FIN	2	71.40	36.24	35.16		0.00								
#	Executed Elements	Info	Base Value	GOE	J1	J2	J3	J4	J5	J6	J7	J8	J9	Ref.	Scores of Panel	
1	NHEB+s3		3.75	1.45	3	4	4	4	4	4	3	4	4		5.20	
2	TrE3		4.00	1.31	2	5	3	3	4	3	3	3	4		5.31	
3	I4+pi4		7.50	1.29	2	3	2	1	2	1	2	2	1		8.79	
4	ME4<	<	6.25	2.24	3	5	4	3	3	3	3	4	5		8.49	
5	SySp4		6.50	1.95	3	3	3	3	3	3	3	3	3		8.45	
			28.00												36.24	
Program Components				Factor												
Composition				1.33	8.75	9.00	8.75	9.00	8.75	9.00	8.50	9.25	8.75	8.86		
Presentation				1.33	8.75	9.25	9.25	8.75	8.50	8.75	8.50	9.00	8.50	8.79		
Skating Skills				1.33	9.00	9.25	8.75	8.50	8.50	8.75	8.75	9.00	8.75	8.79		
Judges Total Program Component Score (factored)														35.16		
Deductions:															0.00	

JUDGES DETAILS PER SKATER
SYNCHRONIZED SKATING SHORT PROGRAM

Rank	Name	Nation	Starting Number	Total Segment Score	Total Element Score	Total Program Component Score (factored)	Total Deductions									
4	Team Lumineers	FIN	4	67.73	35.19	32.54	0.00									
#	Executed Elements	Info	Base Value	GOE	J1	J2	J3	J4	J5	J6	J7	J8	J9	Ref.	Scores of Panel	
1	I4+pi4		7.50	1.61	2	4	1	1	2	3	2	2	3		9.11	
2	SySp4		6.50	1.58	3	3	2	2	3	2	1	3	2		8.08	
3	NHEB+s4		5.00	1.21	3	4	2	2	3	3	2	2	2		6.21	
4	ME3		5.50	1.26	2	4	2	2	2	2	3	3	2		6.76	
5	TrE3		4.00	1.03	2	5	3	2	2	4	2	3	2		5.03	
			28.50												35.19	
Program Components				Factor												
Composition				1.33	8.75	9.00	8.50	7.50	8.00	8.75	7.75	8.00	8.00			8.25
Presentation				1.33	8.50	9.25	8.25	7.25	8.00	8.75	7.75	8.25	7.75			8.18
Skating Skills				1.33	8.50	8.75	7.75	7.00	8.25	8.50	7.75	7.75	7.75			8.04
Judges Total Program Component Score (factored)																32.54
Deductions:															0.00	

Rank	Name	Nation	Starting Number	Total Segment Score	Total Element Score	Total Program Component Score (factored)	Total Deductions									
5	Team Berlin 1	GER	6	56.11	27.89	28.22	0.00									
#	Executed Elements	Info	Base Value	GOE	J1	J2	J3	J4	J5	J6	J7	J8	J9	Ref.	Scores of Panel	
1	SySp4		6.50	1.21	2	2	2	1	1	2	2	2	2		7.71	
2	I3+pi4		7.25	-0.31	2	1	0	-1	-1	0	-1	-1	-1		6.94	
3	ME3		5.50	0.86	1	2	2	2	1	2	1	2	1		6.36	
4	NHEB+s1		0.75	0.13	2	3	2	0	1	3	1	1	2		0.88	
5	TrE4		5.00	1.00	2	3	2	2	2	2	2	2	1		6.00	
			25.00												27.89	
Program Components				Factor												
Composition				1.33	6.75	7.50	7.00	7.75	6.50	8.00	6.50	7.25	7.00			7.11
Presentation				1.33	7.25	7.25	6.50	7.50	7.00	7.50	6.25	7.00	6.75			7.04
Skating Skills				1.33	7.00	7.25	6.75	7.50	7.00	7.25	6.25	6.75	7.50			7.07
Judges Total Program Component Score (factored)																28.22
Deductions:															0.00	

Rank	Name	Nation	Starting Number	Total Segment Score	Total Element Score	Total Program Component Score (factored)	Total Deductions									
6	Team United Angels	GER	9	53.66	26.77	26.89	0.00									
#	Executed Elements	Info	Base Value	GOE	J1	J2	J3	J4	J5	J6	J7	J8	J9	Ref.	Scores of Panel	
1	TrE3		4.00	0.86	2	2	2	3	2	2	2	2	3		4.86	
2	SySp4		6.50	0.65	0	2	2	1	1	1	0	1	1		7.15	
3	NHEB+s1		0.75	0.14	2	2	2	2	2	3	2	1	1		0.89	
4	ME3		5.50	0.94	2	2	2	2	2	1	1	1	2		6.44	
5	I2+pi4		6.50	0.93	1	2	2	1	1	2	2	1	1		7.43	
			23.25												26.77	
Program Components				Factor												
Composition				1.33	6.00	7.75	7.00	6.50	7.75	6.50	5.75	6.50	7.25			6.79
Presentation				1.33	6.25	7.50	6.75	6.50	7.25	6.50	5.50	6.75	7.50			6.79
Skating Skills				1.33	6.00	7.00	7.00	6.50	7.50	6.00	5.25	6.50	7.50			6.64
Judges Total Program Component Score (factored)																26.89
Deductions:															0.00	

JUDGES DETAILS PER SKATER
SYNCHRONIZED SKATING SHORT PROGRAM

Rank	Name	Nation	Starting Number	Total Segment Score	Total Element Score	Total Program Component Score (factored)	Total Deductions
7	Team Skating Graces	GER	12	52.52	27.30	25.22	0.00

#	Executed Elements	Info	Base Value	GOE	J1	J2	J3	J4	J5	J6	J7	J8	J9	Ref.	Scores of Panel	
1	TrE4		5.00	0.93	2	1	2	2	2	2	3	1	2		5.93	
2	NHEB+s2		2.25	0.35	2	2	2	2	1	2	2	0	0		2.60	
3	SySp3		5.50	0.55	2	2	3	1	1	0	0	0	1		6.05	
4	ME2		4.50	0.32	1	0	2	1	1	0	1	1	0		4.82	
5	I4+pi3		7.00	0.90	2	1	2	1	2	1	2	0	-1		7.90	
			24.25													27.30
Program Components				Factor												
Composition				1.33	6.25	6.75	7.50	6.25	6.75	6.25	6.50	5.75	6.25			6.43
Presentation				1.33	6.50	6.50	7.50	6.50	6.50	6.25	6.50	5.75	6.00			6.39
Skating Skills				1.33	6.25	6.25	7.25	6.25	6.25	6.00	6.25	5.50	5.75			6.14
Judges Total Program Component Score (factored)																25.22

Deductions: 0.00

Rank	Name	Nation	Starting Number	Total Segment Score	Total Element Score	Total Program Component Score (factored)	Total Deductions
8	Team Cool Dreams	SUI	3	47.58	25.16	22.42	0.00

#	Executed Elements	Info	Base Value	GOE	J1	J2	J3	J4	J5	J6	J7	J8	J9	Ref.	Scores of Panel	
1	ME2		4.50	0.64	0	2	1	2	2	2	1	1	1		5.14	
2	I4+pi4		7.50	-0.96	-2	0	-1	-1	-1	1	-2	-2	-2		6.54	
3	NHEB+s3		3.75	0.33	-2	1	1	1	1	1	1	0	1		4.08	
4	SySp2		4.50	-0.39	-2	1	1	-1	0	0	-2	-2	-2		4.11	
5	TrE4		5.00	0.29	-1	2	2	1	1	0	0	0	0		5.29	
			25.25													25.16
Program Components				Factor												
Composition				1.33	5.00	6.50	5.75	5.25	5.75	5.50	5.50	5.50	6.00			5.61
Presentation				1.33	5.00	6.75	6.00	5.50	5.50	5.75	5.25	5.75	6.25			5.71
Skating Skills				1.33	5.25	6.25	5.50	5.25	5.75	5.50	5.25	5.25	6.25			5.54
Judges Total Program Component Score (factored)																22.42

Deductions: 0.00

Rank	Name	Nation	Starting Number	Total Segment Score	Total Element Score	Total Program Component Score (factored)	Total Deductions
9	Team Icicles Senior	GBR	5	46.85	24.39	22.46	0.00

#	Executed Elements	Info	Base Value	GOE	J1	J2	J3	J4	J5	J6	J7	J8	J9	Ref.	Scores of Panel	
1	ME3		5.50	0.24	0	1	1	1	0	0	-1	0	1		5.74	
2	I2+pi3		5.75	-0.50	-1	-1	-2	-1	0	-1	-1	-1	0		5.25	
3	SySp3		5.50	-0.24	0	-1	0	-1	0	0	-2	-1	0		5.26	
4	NHEB+s3		3.75	0.16	2	0	1	0	1	1	0	0	-1		3.91	
5	TrE3		4.00	0.23	0	1	2	1	1	1	0	0	0		4.23	
			24.50													24.39
Program Components				Factor												
Composition				1.33	5.50	6.25	5.75	6.00	5.50	4.75	5.25	5.50	6.50			5.68
Presentation				1.33	5.75	6.50	5.50	5.50	6.00	5.00	5.00	5.75	6.00			5.64
Skating Skills				1.33	5.50	6.50	5.50	5.25	6.00	4.75	5.00	5.50	6.25			5.57
Judges Total Program Component Score (factored)																22.46

Deductions: 0.00

JUDGES DETAILS PER SKATER
SYNCHRONIZED SKATING SHORT PROGRAM

Rank	Name	Nation	Starting Number	Total Segment Score	Total Element Score	Total Program Component Score (factored)	Total Deductions									
10	Team Olympia	CZE	10	45.40	22.74	24.66	-2.00									
#	Executed Elements	Info	Base Value	GOE	J1	J2	J3	J4	J5	J6	J7	J8	J9	Ref.	Scores of Panel	
1	ME2		4.50	0.77	2	1	2	1	2	2	0	2	2		5.27	
2	SySp4		6.50	-0.46	-1	-1	0	0	0	-2	-1	0	-3		6.04	
3	I2+pi4	F	6.50	-1.86	-3	-3	-3	-2	-2	-1	-4	-4	-3		4.64	
4	NHEB+s1		0.75	0.11	2	1	2	1	1	1	2	1	2		0.86	
5	TrE4		5.00	0.93	2	2	1	2	2	2	2	2	1		5.93	
			23.25												22.74	
Program Components				Factor												
Composition				1.33	6.25	7.00	6.50	6.25	6.50	6.00	6.50	6.50	6.00	6.00		6.36
Presentation				1.33	6.00	6.25	6.25	5.75	6.00	6.25	6.25	5.75	6.00			6.07
Skating Skills				1.33	6.25	6.75	6.00	6.00	6.00	6.00	6.00	6.00	6.00	6.50		6.11
Judges Total Program Component Score (factored)																24.66
Deductions:		Falls	-2.00 (2)												-2.00	

Rank	Name	Nation	Starting Number	Total Segment Score	Total Element Score	Total Program Component Score (factored)	Total Deductions									
11	Team Ice United	NED	8	43.33	22.01	22.32	-1.00									
#	Executed Elements	Info	Base Value	GOE	J1	J2	J3	J4	J5	J6	J7	J8	J9	Ref.	Scores of Panel	
1	ME2		4.50	0.45	0	1	2	2	2	1	0	1	0		4.95	
2	SySp4	F	6.50	-1.39	-2	-1	-1	-3	-2	-2	-4	-3	-2		5.11	
3	NHEB+s1		0.75	-0.04	-1	-2	1	-1	1	-1	-3	-1	1		0.71	
4	TrE4		5.00	0.00	2	0	0	0	0	0	-2	0	0		5.00	
5	I2+pi3		5.75	0.49	2	0	1	0	2	2	0	-1	1		6.24	
			22.50												22.01	
Program Components				Factor												
Composition				1.33	5.75	6.00	6.50	5.75	5.50	5.25	5.00	5.50	6.75			5.75
Presentation				1.33	6.00	5.50	6.50	5.50	5.50	5.25	5.00	5.25	6.75			5.64
Skating Skills				1.33	5.25	5.75	5.75	5.25	6.00	5.00	4.50	4.75	6.50			5.39
Judges Total Program Component Score (factored)																22.32
Deductions:		Falls	-1.00 (1)												-1.00	

Rank	Name	Nation	Starting Number	Total Segment Score	Total Element Score	Total Program Component Score (factored)	Total Deductions									
12	Team Zoulous	FRA	11	42.04	19.62	23.42	-1.00									
#	Executed Elements	Info	Base Value	GOE	J1	J2	J3	J4	J5	J6	J7	J8	J9	Ref.	Scores of Panel	
1	NHEB+s1	F	0.75	-0.15	-3	-1	-1	-2	-1	-2	-4	-3	-2		0.60	
2	ME2		4.50	0.32	2	1	0	0	0	1	0	1	2		4.82	
3	I2+pi3		5.75	-1.07	-1	-3	-2	-3	-3	0	-1	-2	-1		4.68	
4	SySp2		4.50	-0.19	-1	1	-1	-2	1	1	-3	-2	1		4.31	
5	TrE4		5.00	0.21	0	0	2	0	1	0	-2	0	2		5.21	
			20.50												19.62	
Program Components				Factor												
Composition				1.33	6.00	6.25	7.75	5.50	5.50	5.25	5.75	6.00	6.75			5.96
Presentation				1.33	5.75	6.25	6.00	5.00	5.50	5.50	5.75	5.75	6.75			5.79
Skating Skills				1.33	6.00	6.25	6.50	5.25	6.00	5.25	5.50	5.50	7.25			5.86
Judges Total Program Component Score (factored)																23.42
Deductions:		Falls	-1.00 (1)												-1.00	

JUDGES DETAILS PER SKATER
SYNCHRONIZED SKATING SHORT PROGRAM

Rank	Name	Nation	Starting Number	Total Segment Score	Total Element Score	Total Program Component Score (factored)	Total Deductions								
13	Team Illumination	NED	1	32.93	15.65	18.28	-1.00								
#	Executed Elements	Info	Base Value	GOE	J1	J2	J3	J4	J5	J6	J7	J8	J9	Ref.	Scores of Panel
1	I2+pi3	F	5.75	-2.55	-3	-4	-5	-5	-5	-4	-4	-4	-5		3.20
2	NHEB+s1		0.75	-0.10	-2	0	-1	-1	-1	-1	-3	-1	-2		0.65
3	ME2		4.50	-0.45	-1	-1	-1	0	-1	-1	-2	-1	-1		4.05
4	SySp2		4.50	-0.64	-1	0	0	-2	-2	-2	-3	-2	-1		3.86
5	TrE3		4.00	-0.11	0	0	0	0	0	0	-3	-1	-1		3.89
			19.50												15.65
Program Components				Factor											
	Composition		1.33	4.75	5.50	5.25	4.25	4.75	3.50	4.25	4.50	5.00			4.68
	Presentation		1.33	5.00	5.25	4.75	4.25	5.00	3.75	4.50	4.00	5.00			4.64
	Skating Skills		1.33	4.75	5.25	4.75	4.00	4.50	3.50	4.00	4.25	4.75			4.43
Judges Total Program Component Score (factored)															18.28
Deductions:			Falls	-1.00	(1)										-1.00

Legend:							
#	Sequence number	GOE	Grade of Execution	Jx	Judges (x=1-9)	Ref.	Referee
<	Position, Edge, Timing errors	F	Fall				

RESULTS

SYNCHRONIZED SKATING

Pl.	Name	Nation	Total Score	SP	FS
1	Team Marigold Ice Unity	FIN	221.00	3	1
2	Team Les Supremes	CAN	218.36	1	3
3	Team Haydenettes	USA	215.31	2	2
4	Team Lumineers	FIN	204.87	4	4
5	Team Berlin 1	GER	185.29	5	5
6	Team United Angels	GER	164.00	6	8
7	Team Skating Graces	GER	163.82	7	6
8	Team Olympia	CZE	155.99	10	7
9	Team Cool Dreams	SUI	155.57	8	9
10	Team Ice United	NED	140.78	11	10
11	Team Icicles Senior	GBR	133.95	9	11
12	Team Zoulous	FRA	124.51	12	12
13	Team Illumination	NED	108.12	13	13

Karen Wolanchuk

Ms. Karen WOLANCHUK, ISU
Referee

Philippe Maitrot

Mr. Philippe MAITROT, ISU
Technical Controller

Legend:

SP Short Program FS Free Skating Pl. Place

JUDGES DETAILS PER SKATER
SYNCHRONIZED SKATING FREE SKATING

Rank	Name	Nation	Starting Number	Total Segment Score	Total Element Score	Total Program Component Score (factored)							Total Deductions			
1	Team Marigold Ice Unity	FIN	11	149.60	77.13	72.47							0.00			
#	Executed Elements	Info	Base Value	GOE	J1	J2	J3	J4	J5	J6	J7	J8	J9	Ref.	Scores of Panel	
1	ME4		6.50	2.60	3	3	4	5	4	4	4	4	5		9.10	
2	GL4		7.50	2.46	3	2	3	4	3	4	4	3	3		9.96	
3	PB4		6.50	2.60	4	4	4	4	4	4	4	4	2		9.10	
4	Pa4		6.50	2.23	3	3	5	5	3	3	3	4	3		8.73	
5	I4+pi4		7.50	2.25	3	2	4	4	3	2	3	3	3		9.75	
6	Cr1		4.00	1.31	3	2	4	4	3	3	3	4	3		5.31	
7	I4+piB		4.25	1.34	3	3	4	4	3	2	3	3	3		5.59	
8	TwE4		6.50	2.23	4	4	4	3	4	3	3	3	3		8.73	
9	AW2		4.00	1.37	3	2	4	4	4	3	3	4	3		5.37	
10	NHE4+sB		4.00	1.49	4	3	5	4	4	3	4	3	4		5.49	
			57.25												77.13	
Program Components				Factor												
Composition				2.67	9.50	9.25	9.25	9.75	9.00	9.00	8.75	8.75	8.25			9.07
Presentation				2.67	9.50	8.75	9.50	9.25	9.00	9.00	9.00	9.00	8.75			9.07
Skating Skills				2.67	9.25	8.50	9.25	9.00	9.25	9.25	8.75	8.75	8.75			9.00
Judges Total Program Component Score (factored)															72.47	
Deductions:															0.00	

Rank	Name	Nation	Starting Number	Total Segment Score	Total Element Score	Total Program Component Score (factored)							Total Deductions			
2	Team Haydenettes	USA	12	141.20	71.04	71.16							-1.00			
#	Executed Elements	Info	Base Value	GOE	J1	J2	J3	J4	J5	J6	J7	J8	J9	Ref.	Scores of Panel	
1	Cr1		4.00	1.77	4	4	5	5	4	5	4	5	4		5.77	
2	GL3		6.50	2.04	3	3	3	3	3	4	4	3	3		8.54	
3	Pa4		6.50	2.04	1	4	4	5	2	3	3	3	3		8.54	
4	I4+piB		4.25	1.52	3	2	5	5	3	3	4	4	3		5.77	
5	NHE4+sB		4.00	1.31	3	2	3	3	3	4	4	4	3		5.31	
6	PB3		5.50	1.89	3	4	3	3	3	5	4	4	3		7.39	
7	ME4		6.50	1.30	2	3	2	2	2	4	1	2	-1		7.80	
8	I2+pi4		6.50	1.67	2	3	3	3	2	2	3	3	2		8.17	
9	TwE4		6.50	1.76	2	2	3	2	2	4	3	3	4		8.26	
10	AC2		4.00	1.49	3	3	5	4	4	4	3	3	5		5.49	
			54.25												71.04	
Program Components				Factor												
Composition				2.67	9.25	9.00	9.00	9.00	9.00	9.00	8.75	9.25	8.75			9.00
Presentation				2.67	9.00	8.75	9.00	9.00	8.75	9.25	8.75	8.75	8.75			8.86
Skating Skills				2.67	8.75	8.75	8.75	8.50	8.75	9.25	8.75	8.75	9.00			8.79
Judges Total Program Component Score (factored)															71.16	
Deductions:				Falls	-1.00 (1)											-1.00

JUDGES DETAILS PER SKATER
SYNCHRONIZED SKATING FREE SKATING

Rank	Name	Nation	Starting Number	Total Segment Score	Total Element Score	Total Program Component Score (factored)	Total Deductions										
3	Team Les Supremes	CAN	13	140.87	73.09	69.78	-2.00										
#	Executed Elements	Info	Base Value	GOE	J1	J2	J3	J4	J5	J6	J7	J8	J9	Ref.	Scores of Panel		
1	GL4		7.50	2.89	4	3	3	5	4	5	4	4	3		10.39		
2	ME4		6.50	3.06	4	5	5	5	4	4	5	5	5		9.56		
3	PB4		6.50	2.60	3	5	4	4	4	4	4	4	4		9.10		
4	TwE4		6.50	2.69	5	4	4	5	4	5	3	3	4		9.19		
5	Pa4		6.50	1.95	2	4	4	3	3	3	3	3	1		8.45		
6	I2+pi4		6.50	2.51	3	4	5	5	4	4	4	3	3		9.01		
7	NHE2+sB	F	1.75	0.03	-1	0	2	-1	0	1	1	0	0		1.78		
8	I4+piB		4.25	1.76	3	3	5	5	5	4	4	4	4		6.01		
9	AW2		4.00	1.54	3	3	5	4	4	4	4	3	5		5.54		
10	Cr1	F	4.00	0.06	-1	0	2	0	0	0	0	0	1		4.06		
			54.00												73.09		
Program Components				Factor													
Composition				2.67	8.75	8.50	8.75	8.75	8.75	8.50	8.75	8.75	8.75	8.75	8.75		8.71
Presentation				2.67	8.50	8.00	8.75	8.75	8.75	8.75	8.75	8.75	8.75	8.75	8.75		8.71
Skating Skills				2.67	8.75	8.50	8.75	8.75	8.75	8.50	8.75	8.75	8.75	8.75		8.71	
Judges Total Program Component Score (factored)															69.78		
Deductions:				Falls	-2.00 (2)											-2.00	

Rank	Name	Nation	Starting Number	Total Segment Score	Total Element Score	Total Program Component Score (factored)	Total Deductions										
4	Team Lumineers	FIN	10	137.14	69.51	67.63	0.00										
#	Executed Elements	Info	Base Value	GOE	J1	J2	J3	J4	J5	J6	J7	J8	J9	Ref.	Scores of Panel		
1	Cr1		4.00	1.20	3	2	3	3	4	3	3	4	2		5.20		
2	Pa4		6.50	2.14	3	3	4	3	4	3	4	3	2		8.64		
3	PB4		6.50	1.67	3	2	3	3	2	2	3	3	2		8.17		
4	GL3		6.50	1.02	1	1	0	2	2	3	3	1	1		7.52		
5	AW2		4.00	1.09	2	1	3	4	3	2	3	3	3		5.09		
6	I4+pi4		7.50	1.50	2	2	2	1	4	2	2	2	2		9.00		
7	TwE4		6.50	1.76	3	3	2	2	3	3	3	3	2		8.26		
8	ME3		5.50	1.65	2	3	4	4	3	3	3	3	2		7.15		
9	NHE4+sB		4.00	1.20	3	3	3	3	3	3	3	3	2		5.20		
10	I4+piB		4.25	1.03	3	2	3	3	3	2	2	2	2		5.28		
			55.25												69.51		
Program Components				Factor													
Composition				2.67	8.50	8.50	8.75	9.00	8.50	8.75	8.00	8.50	8.75	8.75	8.75		8.61
Presentation				2.67	8.25	8.50	8.50	9.00	8.75	8.50	8.00	8.25	8.25	8.25		8.43	
Skating Skills				2.67	8.00	8.25	8.50	8.50	8.75	8.50	8.25	8.00	7.75		8.29		
Judges Total Program Component Score (factored)															67.63		
Deductions:															0.00		

JUDGES DETAILS PER SKATER
SYNCHRONIZED SKATING FREE SKATING

Rank	Name	Nation	Starting Number	Total Segment Score	Total Element Score	Total Program Component Score (factored)	Total Deductions								
5	Team Berlin 1	GER	9	129.18	67.47	61.71	0.00								
#	Executed Elements	Info	Base Value	GOE	J1	J2	J3	J4	J5	J6	J7	J8	J9	Ref.	Scores of Panel
1	PB4		6.50	1.58	3	2	3	3	3	2	2	2	2		8.08
2	Pa4		6.50	1.95	3	3	3	3	3	4	3	3	3		8.45
3	ME3		5.50	1.18	2	2	0	3	2	2	2	3	2		6.68
4	I4+pi4		7.50	1.82	2	2	3	3	2	3	2	2	3		9.32
5	GL4		7.50	1.82	4	3	2	3	1	3	2	2	2		9.32
6	NHE4+sB		4.00	0.86	3	2	2	3	2	2	2	2	2		4.86
7	Cr1		4.00	0.97	2	1	3	3	2	2	4	3	2		4.97
8	AW2		4.00	0.74	2	1	2	2	2	2	2	2	1		4.74
9	TwE4		6.50	1.21	3	2	2	2	1	2	1	2	2		7.71
10	I2+piB		2.75	0.59	3	1	2	2	2	2	2	2	3		3.34
			54.75												67.47
Program Components				Factor											
Composition				2.67	8.00	8.50	7.75	8.25	7.50	8.25	7.25	7.50	7.75	7.75	7.86
Presentation				2.67	7.75	8.25	7.75	8.25	7.50	8.50	7.25	7.50	7.75	7.82	
Skating Skills				2.67	7.75	7.50	7.50	8.00	7.00	7.75	7.00	7.00	7.50	7.43	
Judges Total Program Component Score (factored)															61.71
Deductions:														0.00	

Rank	Name	Nation	Starting Number	Total Segment Score	Total Element Score	Total Program Component Score (factored)	Total Deductions								
6	Team Skating Graces	GER	7	111.30	57.60	53.70	0.00								
#	Executed Elements	Info	Base Value	GOE	J1	J2	J3	J4	J5	J6	J7	J8	J9	Ref.	Scores of Panel
1	PB3		5.50	-0.39	1	-1	-1	-1	-2	-1	0	0	-1		5.11
2	Pa3		5.50	1.41	2	3	2	3	2	2	3	3	3		6.91
3	NHE4+sB		4.00	0.40	1	1	1	1	0	1	1	2	1		4.40
4	AC2		4.00	1.09	4	0	2	3	2	2	4	3	3		5.09
5	GL3		6.50	1.11	2	1	1	2	2	1	3	2	2		7.61
6	I4+pi4		7.50	0.43	1	-1	0	1	1	1	2	1	-1		7.93
7	ME2		4.50	0.58	2	1	0	1	1	1	2	2	1		5.08
8	TwE4		6.50	-0.74	-1	-1	-1	-1	-1	-2	-1	-1	-2		5.76
9	I4+piB		4.25	0.49	2	0	2	1	0	1	2	1	1		4.74
10	Cr1		4.00	0.97	3	2	2	3	2	2	3	3	2		4.97
			52.25												57.60
Program Components				Factor											
Composition				2.67	6.50	7.50	7.00	7.50	7.00	6.50	6.75	7.00	7.50	7.04	
Presentation				2.67	6.25	7.25	6.50	7.00	6.50	6.25	6.50	7.00	7.00	6.68	
Skating Skills				2.67	6.00	6.75	5.50	6.75	6.25	6.00	6.50	6.75	6.50	6.39	
Judges Total Program Component Score (factored)															53.70
Deductions:														0.00	

JUDGES DETAILS PER SKATER
SYNCHRONIZED SKATING FREE SKATING

Rank	Name	Nation	Starting Number	Total Segment Score	Total Element Score	Total Program Component Score (factored)				Total Deductions						
7	Team Olympia	CZE	4	110.59	59.78	50.81				0.00						
#	Executed Elements	Info	Base Value	GOE	J1	J2	J3	J4	J5	J6	J7	J8	J9	Ref.	Scores of Panel	
1	ME3		5.50	1.49	2	2	3	3	3	2	3	3	3		6.99	
2	GL4		7.50	0.11	1	1	-1	0	0	0	2	0	-1		7.61	
3	I3+piB		3.75	0.38	2	0	2	0	1	1	2	1	-3		4.13	
4	Pa4		6.50	0.74	2	2	-1	1	1	2	1	2	-1		7.24	
5	PB3		5.50	0.47	2	1	1	1	0	1	1	1	-1		5.97	
6	TwE4		6.50	0.19	1	1	1	0	0	0	0	-1	0		6.69	
7	NHE3+sB		3.00	0.47	2	1	2	2	1	1	3	1	2		3.47	
8	I4+pi4		7.50	0.86	1	2	1	1	1	1	2	1	-1		8.36	
9	AW2		4.00	0.69	2	2	2	2	1	2	1	2	0		4.69	
10	Cr1		4.00	0.63	2	0	1	2	1	1	2	2	2		4.63	
			53.75												59.78	
Program Components				Factor												
Composition				2.67	5.50	7.00	6.25	6.25	6.00	6.75	6.25	7.00	6.00			6.36
Presentation				2.67	5.75	7.00	6.25	6.50	6.50	6.50	6.00	6.75	6.75			6.46
Skating Skills				2.67	5.50	6.50	6.00	6.25	6.25	6.25	5.75	6.50	6.75			6.21
Judges Total Program Component Score (factored)															50.81	
Deductions:															0.00	

Rank	Name	Nation	Starting Number	Total Segment Score	Total Element Score	Total Program Component Score (factored)				Total Deductions						
8	Team United Angels	GER	8	110.34	56.35	53.99				0.00						
#	Executed Elements	Info	Base Value	GOE	J1	J2	J3	J4	J5	J6	J7	J8	J9	Ref.	Scores of Panel	
1	GL3		6.50	0.74	3	1	2	2	1	0	1	1	-2		7.24	
2	PB1		3.50	0.25	2	1	0	2	-1	1	1	1	-2		3.75	
3	TwE4		6.50	0.65	0	1	1	1	1	1	1	1	1		7.15	
4	Pa4		6.50	1.02	2	2	1	2	1	1	2	2	1		7.52	
5	I4+pi4		7.50	1.07	2	1	2	2	1	1	2	1	0		8.57	
6	ME2		4.50	0.45	0	-1	1	2	1	1	1	2	1		4.95	
7	I3+piB		3.75	0.70	0	1	2	3	2	2	2	2	2		4.45	
8	AW2		4.00	0.91	2	1	3	4	2	2	4	2	1		4.91	
9	NHE3+sB		3.00	0.47	1	2	2	3	0	2	2	1	1		3.47	
10	Cr1		4.00	0.34	1	0	2	1	0	0	1	2	1		4.34	
			49.75												56.35	
Program Components				Factor												
Composition				2.67	6.25	7.25	6.75	7.25	6.25	7.25	6.25	7.00	6.50			6.75
Presentation				2.67	6.00	7.50	7.00	7.50	6.50	7.00	6.00	7.25	6.75			6.86
Skating Skills				2.67	5.75	6.75	6.75	7.25	6.50	6.75	6.00	6.75	6.75			6.61
Judges Total Program Component Score (factored)															53.99	
Deductions:															0.00	

JUDGES DETAILS PER SKATER
SYNCHRONIZED SKATING FREE SKATING

Rank	Name	Nation	Starting Number	Total Segment Score	Total Element Score	Total Program Component Score (factored)				Total Deductions					
9	Team Cool Dreams	SUI	6	107.99	57.34	50.65				0.00					
#	Executed Elements	Info	Base Value	GOE	J1	J2	J3	J4	J5	J6	J7	J8	J9	Ref.	Scores of Panel
1	ME2		4.50	0.64	0	1	2	2	2	1	3	2	0		5.14
2	I4+piB		4.25	0.43	1	0	2	1	2	1	1	1	-1		4.68
3	PB2		4.50	0.45	1	1	1	1	1	2	1	1	1		4.95
4	Pa4		6.50	1.30	2	2	1	2	2	3	3	2	1		7.80
5	NHE4+sB		4.00	0.57	2	2	2	1	1	1	2	1	1		4.57
6	GL4		7.50	-0.32	-1	-1	0	0	0	0	3	-1	-2		7.18
7	TwE4		6.50	-0.74	0	1	-1	-1	-2	0	-2	-2	-2		5.76
8	I4+pi4		7.50	0.96	2	2	1	1	1	1	2	1	0		8.46
9	AW2		4.00	0.29	1	0	1	1	0	1	2	1	0		4.29
10	Cr1		4.00	0.51	2	0	2	1	2	1	1	1	1		4.51
			53.25												57.34
Program Components				Factor											
Composition				2.67	5.75	7.00	6.75	6.00	6.00	6.25	6.50	6.25	6.25	6.25	6.29
Presentation				2.67	5.75	6.75	6.50	6.25	6.75	6.75	6.50	6.25	6.50	6.50	6.50
Skating Skills				2.67	5.50	6.50	6.00	6.00	6.50	6.00	6.25	6.00	6.50	6.18	
Judges Total Program Component Score (factored)															50.65
Deductions:											0.00				

Rank	Name	Nation	Starting Number	Total Segment Score	Total Element Score	Total Program Component Score (factored)				Total Deductions					
10	Team Ice United	NED	3	97.45	51.62	46.83				-1.00					
#	Executed Elements	Info	Base Value	GOE	J1	J2	J3	J4	J5	J6	J7	J8	J9	Ref.	Scores of Panel
1	GL2		5.50	0.39	2	1	1	1	0	-1	3	0	0		5.89
2	PB3		5.50	0.39	2	1	1	1	0	1	-1	1	0		5.89
3	TwE4	F	6.50	-1.95	-2	-3	-4	-3	-3	-2	-4	-4	-2		4.55
4	I4+pi4		7.50	-0.43	1	0	0	-1	-1	-1	-1	0	-3		7.07
5	NHE3+sB		3.00	0.09	1	-1	0	-1	1	1	1	0	0		3.09
6	ME2		4.50	0.19	1	1	0	0	1	1	0	0	-1		4.69
7	Pa4		6.50	0.00	1	1	0	-2	1	1	-1	0	-2		6.50
8	Cr1		4.00	0.46	1	1	1	2	1	1	1	1	2		4.46
9	I4+piB		4.25	0.37	2	0	1	2	0	1	1	0	1		4.62
10	AW2		4.00	0.86	3	0	3	2	2	2	2	2	2		4.86
			51.25												51.62
Program Components				Factor											
Composition				2.67	5.25	6.50	6.50	6.25	5.50	6.50	5.75	5.75	6.50	6.11	
Presentation				2.67	5.50	6.50	6.25	6.00	6.00	6.25	5.50	5.75	5.75	5.93	
Skating Skills				2.67	5.00	6.25	5.50	5.50	5.25	5.75	5.50	5.50	5.50	5.50	
Judges Total Program Component Score (factored)															46.83
Deductions:											Falls -1.00 (1)				
											-1.00				

JUDGES DETAILS PER SKATER
SYNCHRONIZED SKATING FREE SKATING

Rank	Name	Nation	Starting Number	Total Segment Score	Total Element Score	Total Program Component Score (factored)								Total Deductions		
11	Team Icicles Senior	GBR	5	87.10	45.38	42.72								-1.00		
#	Executed Elements	Info	Base Value	GOE	J1	J2	J3	J4	J5	J6	J7	J8	J9	Ref.	Scores of Panel	
1	Cr1		4.00	0.17	1	0	0	2	1	0	1	0	0		4.17	
2	PB2		4.50	-0.26	-1	-1	0	-1	0	-1	0	0	-1		4.24	
3	Pa3		5.50	-0.24	1	-1	-1	-1	-1	0	0	1	-2		5.26	
4	ME2		4.50	-0.58	-1	-1	-2	-2	0	-1	-2	-1	-1		3.92	
5	GL3		6.50	-0.46	1	-2	-2	-1	0	0	-1	0	-1		6.04	
6	I4+piB		4.25	0.06	1	0	0	-1	-1	1	0	0	1		4.31	
7	TwE4		6.50	-0.74	-2	-1	-2	-1	-1	-1	-1	-1	1		5.76	
8	NHE4+sB	F	4.00	-1.54	-3	-4	-4	-4	-4	-3	-4	-4	-4		2.46	
9	I1+pi4		5.50	-0.39	1	0	0	0	-1	-1	-1	-2	-3		5.11	
10	AW2		4.00	0.11	1	0	0	1	0	0	0	1	0		4.11	
			49.25												45.38	
Program Components				Factor												
Composition				2.67	5.00	5.75	5.50	5.50	5.00	5.00	5.00	5.25	5.75	6.00		5.39
Presentation				2.67	5.25	5.50	5.00	5.25	5.25	5.00	5.00	5.50	5.75		5.25	
Skating Skills				2.67	4.75	5.75	5.25	5.25	5.00	5.25	5.25	5.75	6.50		5.36	
Judges Total Program Component Score (factored)															42.72	
Deductions:				Falls	-1.00 (1)											-1.00

Rank	Name	Nation	Starting Number	Total Segment Score	Total Element Score	Total Program Component Score (factored)								Total Deductions	
12	Team Zoulous	FRA	2	82.47	40.04	42.43								0.00	
#	Executed Elements	Info	Base Value	GOE	J1	J2	J3	J4	J5	J6	J7	J8	J9	Ref.	Scores of Panel
1	Cr1		4.00	0.29	2	0	1	1	1	0	0	0	2		4.29
2	I2+pi4		6.50	-0.84	-1	-2	-3	-1	-1	-2	-1	-1	0		5.66
3	PB1		3.50	0.20	2	1	1	1	-1	0	0	0	1		3.70
4	GL3		6.50	-0.37	1	-1	0	0	-1	-1	-3	0	-1		6.13
5	Pa3		5.50	-0.16	0	1	-1	-1	-1	0	-1	1	0		5.34
6	ME		0.00	0.00	-	-	-	-	-	-	-	-	-		0.00
7	NHE3+sB		3.00	0.09	1	0	1	0	0	0	0	-1	2		3.09
8	I2+piB		2.75	0.12	1	1	1	0	1	0	0	0	-2		2.87
9	TwE3		5.50	-0.71	-1	1	-2	-2	-1	-1	-3	-2	0		4.79
10	AW2		4.00	0.17	1	1	0	1	1	1	-1	0	-2		4.17
			41.25												40.04
Program Components				Factor											
Composition				2.67	5.00	6.50	5.50	5.50	4.50	5.25	5.00	5.75	6.00		5.43
Presentation				2.67	4.75	6.25	5.00	5.00	4.50	5.50	5.00	5.50	5.75		5.21
Skating Skills				2.67	4.50	6.00	5.50	5.00	4.25	5.25	5.25	5.25	6.50		5.25
Judges Total Program Component Score (factored)															42.43
Deductions:															0.00

JUDGES DETAILS PER SKATER
SYNCHRONIZED SKATING FREE SKATING

Rank	Name	Nation	Starting Number	Total Segment Score	Total Element Score	Total Program Component Score (factored)	Total Deductions									
13	Team Illumination	NED	1	75.19	41.40	34.79	-1.00									
#	Executed Elements	Info	Base Value	GOE	J1	J2	J3	J4	J5	J6	J7	J8	J9	Ref.	Scores of Panel	
1	TwE4		6.50	-0.46	0	0	-1	0	-2	-1	0	-1	-3		6.04	
2	GL3		6.50	-0.84	0	0	-1	-1	-2	-2	-1	-2	-2		5.66	
3	PB1		3.50	-0.45	-2	-1	-1	-2	0	-1	-1	-1	-2		3.05	
4	AW1		2.50	0.04	0	0	0	1	0	0	1	0	0		2.54	
5	I3+pi3		6.75	-0.58	0	1	-1	-1	-2	-1	0	-1	-3		6.17	
6	ME2		4.50	-0.51	-1	-2	-1	-1	-1	-1	-1	-1	-2		3.99	
7	Pa4	F	6.50	-3.06	-5	-4	-5	-5	-4	-5	-5	-4	-5		3.44	
8	Cr1		4.00	-0.06	0	0	-1	0	-1	0	0	0	0		3.94	
9	I4+piB		4.25	-0.25	-1	1	0	-1	-1	-1	0	-1	0		4.00	
10	NHE3+sB		3.00	-0.43	-1	-2	-1	-2	-1	-1	0	-2	-2		2.57	
			48.00												41.40	
Program Components			Factor													
	Composition		2.67	4.25	4.25	4.50	4.50	4.50	4.50	5.25	4.25	4.75			4.46	
	Presentation		2.67	4.00	4.50	4.00	4.50	4.25	4.25	5.25	4.00	4.25			4.25	
	Skating Skills		2.67	3.75	5.00	4.25	4.25	4.00	4.00	5.00	4.00	4.75			4.32	
Judges Total Program Component Score (factored)																34.79
Deductions:			Falls	-1.00 (1)												-1.00

Legend:		GOE	Jx	Ref.
#	Sequence number	Grade of Execution	Judges (x=1-9)	Referee
F	Fall			

Entries Teams

AUS Ice Skating Australia Incorporated

Team Name

Last Name	First Name	C
Last Name	First Name	Function

Junior

Team Iceskateers Elite Junior

1 BOGE	Alisha	C
2 BOGE	Eloise	
3 CHEN	Lydia	
4 EBINGER	Alice	
5 HSIEH	Emma	
6 KONG	Claire	
7 LI	Naomi	
8 LONERGAN	Chloe	
9 LONERGAN	Sophia	
10 LU	Serina	
11 RELF	Kaitlin	
12 ROBINSON	Emma	
13 SEO	Hyorim	
14 TAN	Olivia	
15 TEO	Kaitlin	
16 THRASYBULE	Fabienne	
17 UPTON	Isabella	
18 ZENG	Michelle	
MARCOVICH DUNNE	Hayley	Team Coach
BOGE	Leanne	Team Manager

Entries Teams

CAN Skate Canada

Team Name

Last Name	First Name	C
Last Name	First Name	Function

Senior

Team Les Supremes

1 BASS	Lillian Dawson	
2 BERNARDO	Julia	
3 CHAIBI	Sarah	
4 CHARETTE	Léanne	
5 COONES PEDREIRA	Tiffany	
6 DI GIANDOMENICO	Olivia	C
7 DION-LACASSE	Xavier	
8 FOREST	Charlie	
9 FUKASE	Rikako	
10 GIMENEZ	Victoria	
11 LACHAPELLE	Maxine	
12 LAFOND-FOURNIER	Charlotte	
13 LAJEUNESSE	Audrey-Ann	
14 LANDRY	Audrey	
15 LEWIS	Jordyn	
16 MCGAGHEY	Lissa Anne	
17 NICHOLSON	Sadie Ann	
18 POLLETTA	Alessia Malissa	
19 RONCA	Simona	
20 STROPPEL	Jana	
DENIS	Pascal	Team Coach
DI IOIA	Josie	Team Manager

Entries Teams

CAN Skate Canada

Team Name

Last Name	First Name	C
Last Name	First Name	Function

Junior

Team Les Supremes Junior

1	ANGERS	Madisson	
2	BELIVEAU	Emilie	
3	BOURE	Eve	
4	BURGER	Michelle	
5	COLAPELLE SPATARI	Rosie	
6	DELL'OREFICE	Aliana	
7	FRENETTE	Marianne	
8	FULGER	Daria	
9	GIBEAULT	Maelle	
10	LUCARELLI	Megan	
11	MERCIER	Justine	
12	MO	Yi-Fan	
13	MUSI	Gabriella	C
14	NOISEUX	Sabrina	
15	PANCHOUT	Maud	
16	PASSARELLI	Jennifer	
17	PELLERIN	Emma	
18	RICHARD	Frederique	
19	VIGNEAULT GAGNON	Beatrice	
20	XIE	Amy Tian	
	LANGLOIS	Marilyn	Team Coach
	DESILETS	Laurie	Team Assistant Coach
	RODECK	Lorraine	Team Manager

Entries Teams

CAN Skate Canada

Team Name

Last Name	First Name	C
Last Name	First Name	Function

Junior

Team NEXXICE Junior

1	BLANCHETTE	Emma	
2	BONITATIBUS	Kaitlyn	
3	BORGELIN	Ella	
4	BUZYNSKA	Alice	
5	DAMEN	Paige	
6	DENHAM	Sadie	C
7	FRANGIOUDAKIS	Christina	
8	GUI	Amie	
9	JUDGE	Shailja	
10	MILLIGAN	Abbie	
11	QIU	Sandra	
12	REN	Matthea	
13	RICH	Isla	
14	SAWICKI	Julia	
15	SHAO	Olivia	
16	UMNIKOV	Anne	
17	WANG	Tiffany	
18	ZHENG	Kim	
19	ZHENG	Melissa	
20	ZHU	Sofia	
	PERDUE-MILLS	Trish	Team Coach
	SMITH	Nina	Team Manager

Entries Teams

CZE Czech Figure Skating Association

Team Name

Last Name	First Name	C
Last Name	First Name	Function

Junior

Team Harmonia Junior

1	BELOHLAVKOVA	Katerina	
2	BERDYCHOVA	Tereza	C
3	BLANAROVA	Dominika	
4	BORUSIKOVA	Michaela	
5	BOWDERY	Elena Rose	
6	CODLOVA	Nela	
7	FISCHER	Viktoria	
8	HORAKOVA	Alena	
9	JORDAKOVA	Judita	
10	KALCICOVA	Karin	
11	KROUPOVA	Olivie	
12	LICHTENBERGOVA	Emma	
13	MACHULOVA	Marketa	
14	NEMECKOVA	Sofia Marija	
15	REHOUNKOVA	Beata	
16	SABOLOVA	Andrea	
17	TRHLIKOVA	Natalie	
18	VANOVA	Kristyna	
19	ZYKHOR	Daniela	
	ROUFFANCHE	Frantz-Michael	Team Coach
	DRMOTOVA	Tereza	Team Manager

Entries Teams

CZE Czech Figure Skating Association

Team Name

Last Name	First Name	C
Last Name	First Name	Function

Junior

Team Gemini Junior

1	BAKUSOVA	Klara	
2	BAKUSOVA	Nicol	
3	HAFERNIK	Anette Linda	C
4	LOFFLEROVA	Tereza	
5	PESTALOVA	Adela	
6	PRCHALOVA	Tereza	
7	RYSAVA	Adela	
8	SCEPKOVA	Anna	
9	SCEPKOVA	Kristyna	
10	SLAVETINSKA	Barbora	
11	STANCLOVA	Barbora	
12	TESAROVA	Eliska	
13	TESAROVA	Leontyna	
14	VRBOVA	Barbora	
15	VYROSTKOVA	Barbora	
16	WIEZNEROVA	Vanessa	
	PAULUSOVA	Vera	Team Coach
	HAFERNIKOVA	Linda	Team Assistant Coach
	BAKUSOVA	Jana	Team Manager

Entries Teams

CZE Czech Figure Skating Association

Team Name

Last Name	First Name	C
Last Name	First Name	Function

Senior

Team Olympia

1	BENESOVA	Aneta	C
2	BUDOVICOVA	Zuzana	
3	DOSKOCILOVA	Monika	
4	DROZDOVA	Tereza	
5	HOSPODKOVA	Katerina	
6	HRADECKA	Karolina	
7	JANKU	Alzbeta	
8	KMETKOVA	Diana	
9	KNEJZLIKOVA	Daniela	
10	KOSELLKOVA	Barbora	
11	MARESOVA	Jana	
12	MILCINSKA	Petra	
13	MIRZAEVA	Aliya	
14	MISEJKOVA	Melissa	
15	PETRAKOVA	Eliska	
16	POUCHOVA	Karolina	
17	ROZANKOVA	Samanta	
18	SOUPALOVA	Klara	
19	ZANKOVA	Polina	
20	ZURAVLEVA	Milana	
	URBANOVA	Katerina	Team Coach
	MOKRA	Jitka	Team Assistant Coach
	FIALOVA	Karolina	Team Manager

Entries Teams

CZE Czech Figure Skating Association

Team Name

Last Name	First Name	C
Last Name	First Name	Function

Junior

Team Kometa Junior

1	BALARIA	Alyssa
2	BUZKOVA	Veronika
3	CURRAN	Romy
4	FAIREISL	Alzbeta
5	GABRIELOVA	Adela
6	GABRIELOVA	Edita
7	ILINA	Viktoria
8	JAKOUBE	Lucie
9	LUXOVA	Nicole
10	MALEVICOVA	Tereza
11	MULLEROVA	Sophie
12	PILOUSOVA	Barbara
13	PRASILOVA	Zoe
14	PRUSINOVSKA	Matylda
15	RABOVA	Agneta
16	RABOVA	Anika
17	SLEGLOVA	Natalie
18	UDRZALOVA	Klaudie
19	VINDEMAN	Ema
20	VRSECKA	Tereza

Entries Teams

FIN Suomen Taitoluisteliitto

Team Name

Last Name	First Name	C
Last Name	First Name	Function

Senior

Team Marigold Ice Unity

1	ERVASTI	Annemarie	
2	HAKKARAINEN	Oona	
3	IIZUKA	Emi	
4	JAAKKOLA	Sanni	
5	KARHUMAKI	Heidi	
6	KARINEN	Melina	
7	KOSTAMA	Jutta	
8	MAKELA	Lotta	
9	NIKKILÄ	Anni	
10	PALOSUO	Aino	
11	PITKALA	Ella	
12	RAUTAVUOMA	Fanny	
13	RISSANEN	Veera	C
14	RISSANEN	Vilma	
15	SNECK	Vilma	
16	SOINTULA	Mimosa	
17	TAMMILEHTO	Oona	
18	TEIVAALA	Salma	
19	TUOMISTO	Sanna	
20	ZAKI	Soma	
	TURUNEN	Tiina	Team Coach
	RÄISÄNEN	Essi	Team Manager

Entries Teams

FIN Suomen Taitoluisteluliitto

Team Name

Last Name	First Name	C
Last Name	First Name	Function

Senior

Team Lumineers

1 AALTO	Juliana	
2 EK	Amanda	
3 HUURROS	Riina	
4 INKALA	Ida	
5 JAPPINEN	Katri	
6 JORDAN	Eveliina	
7 KAARTINEN	Jenni	
8 KENKIMÄKI	Kerttu	
9 KIVILOMPOLO	Aada	
10 KROGELL	Nea	
11 LEHOUSSEL	Aurore	
12 MIKKONEN	Erika	
13 NIKULA	Sara	
14 NORDENSWAN	Ellen	
15 PAPATHEMELIS	Sofia	
16 PARKKO	Nelli	
17 PIHLSTRÖM	Anna	
18 SAARINEN	Saara	C
19 VAAJOENSUU	Minnie	
20 VANHATALO	Ellen	
LATVA	Henriikka	Team Coach
RAHKO	Jenni	Team Assistant Coach
SALORANTA	Maiju	Team Manager

Entries Teams

FIN Suomen Taitoluisteliitto

Team Name

Last Name	First Name	C
Last Name	First Name	Function

Junior

Team Dream Edges Junior

1	ANDRIYASHINA	Ksenia	
2	DAHLQVIST	Nea	
3	ELORANTA	Camilla	
4	HUMALISTO	Nuppu-Liisa	
5	HYYPPA	Iida	
6	LAHTINEN	Kaisla	
7	LAINÉ	Tilda	C
8	MAKI	Enrika	
9	NURMISTO	Miina	
10	OLENIUS	Minea	
11	PENTTINEN	Hilla	
12	RANTALA	Hanna	
13	REMES	Peppi	
14	SALMI	Minja	
15	SEPPALA	Ella	
16	SUOYRJÖ	Erika	
17	SUOYRJÖ	Sofi	
18	SUURONEN	Alisa	
19	TANTTARI	Karoliina	
20	VAHKONEN	Emilia	
	DEMASÖR	Charlotta	Team Coach
	VIERELÄ	Sara	Team Assistant Coach
	DAHLQVIST	Sari	Team Manager
	NURMISTO	Leena	Team Medical Personnel

Entries Teams

FIN Suomen Taitoluisteluliitto

Team Name

Last Name	First Name	C
Last Name	First Name	Function

Junior

Team Mystique Junior

1 DREMOVA	Maria	
2 HONKANEN	Ia	
3 KAALIKOSKI	Nella	
4 KAARTO	Ella	
5 KAITALA	Millie	
6 KARPPINEN	Anna	
7 KINNUNEN	Peppi	C
8 LEIMI	Anni	
9 LIIRA	Sandra	
10 LINDSTROM	Stella	
11 LOIKKANEN	Sara	
12 PENTTINEN	Mai	
13 PITKÄNEN	Mila	
14 PORKKA	Iris	
15 SILVENNOINEN	Elvi	
16 STENBERG	Ronja	
17 SUUTARINEN	Melina	
18 VEIJONEN	Oona	
19 VIITA	Sara	
20 WECKSTRÖM	Milja	
PENTTINEN	Mirjami	Team Coach
PUHAKKA	Jenni	Team Assistant Coach
VEIJONEN	Jenni	Team Manager

Entries Teams

FIN Suomen Taitoluisteliitto

Team Name

Last Name	First Name	C
Last Name	First Name	Function

Advanced Novice

Team Starlights

1	ANTINKARI	Iida-Ellen	
2	BJORKLUND	Mia	
3	HEIMONEN	Fanni	
4	HENRIKSSON	Minea	
5	HOLOPAINEN	Ilona	
6	KARRA	Sofia	
7	KARVONEN	Maija	
8	KARVONEN	Vappu	C
9	KESKINEN	Klaara	
10	NIEMI	Ada	
11	NIIRANEN	Aamu	
12	NISSINEN	Aino	
13	POULSEN	Melanie	
14	RANTAKOSKI	Elsa	
15	SWARTZ	Keira	
16	UOTILA	Fanny	
17	VAATAINEN	Milja	
18	VALIMAA	Pinja	
19	VIITA	Sofia	
20	YLINEN	Melodi	
	VEDENOJA	Sara	Team Coach
	MAJANEN	Jonna	Team Manager

Entries Teams

FIN Suomen Taitoluisteluliitto

Team Name

Last Name	First Name	C
Last Name	First Name	Function

Advanced Novice

Team Crystal Blades

1	AJO	Ada	
2	ALAKOSKI	Jennina	
3	HAAVISTO	Jade	
4	HALTAMO	Veera	
5	HEINOLA	Lumia	C
6	HOVIKORPI	Oona	
7	HUIKKOLA	Linnea	
8	KOIVULA	Klaara	
9	KOLARI	Anni	
10	LAHTEENMAKI	Anna	
11	LEEVE	Venla	
12	LEHTOVAARA	Lilian	
13	MANNILA	Alisa	
14	ORAVAINEN	Milja	
15	PITKANEN	Nelly	
16	RANTA	Anna	
17	RANTANEN	Hertta	
18	SALMELA	Venla	
19	UURTO	Sanni	
20	VETTENRANTA	Sylvi	
	TUHKANEN	Sara	Team Coach
	PENTIKAINEN	Erika	Team Assistant Coach
	LEHTOVAARA	Tiina	Team Manager

Entries Teams

FIN Suomen Taitoluisteluliitto

Team Name

Last Name	First Name	C
Last Name	First Name	Function

Advanced Novice

Team Filiae Aboenses

1	AHTINEN	Kerttu	
2	AKERBLOM	Peppi	
3	ANTONEN	Olivia	
4	HILLO	Laura	
5	JARVIO	Sanni	
6	KARJALAINEN	Kiira	
7	KEIHAS	Fanny	
8	LAINÉ	Mai	
9	MATTILA	Anna	
10	PITKANEN	Eeva-Leena	
11	PYOKARI	Aino	
12	RAIKKO	Seela	
13	RANTIO	Elsa	
14	SAARIO	Aada	
15	SIRVIO	liris	
16	SJOBERG	Molly	
17	TUOMELA	Elli	
18	UUSITALO	Aava	
19	VILJANEN	lida	
	TIRKKONEN	Emmi	Team Coach
	KOSKI-TUURI	Marie	Team Assistant Coach
	AHOLA	Pauliina	Team Manager

Entries Teams

FIN Suomen Taitoluisteluliitto

Team Name

Last Name	First Name	C
Last Name	First Name	Function

Senior

Team Unique

1 AIJO	Aino	
2 BALISTRERI	Emilia	
3 FREY	Hilla	
4 HAMALAINEN	Milja-Leena	
5 HAUTAMÄKI	Iida	
6 HEIKKILA	Ellen	
7 HEIKURA	Mimosa	
8 JALKANEN	Isabel	
9 LÄHTEINEN	Enni	
10 LAHTINEN	Emma	
11 LEIMI	Ella	
12 MANNINEN	Vera	
13 NIITTUINPERA	Kukka-Maaria	
14 NIITTUINPERÄ	Tuulia	
15 NOKELAINEN	Vilma	
16 NYBERG	Jasmin	
17 OKSMAN	Hilla	
18 OMELTSSENKO	Jana	
19 PENTTINEN	Mea	
20 PIENINKEROINEN	Ada	

Entries Teams

FIN Suomen Taitoluisteliitto

Team Name

Last Name	First Name	C
Last Name	First Name	Function

Senior

Team Helsinki Rockettes

1 EKDAHL	Elsa	
2 HELGESON	Ella	
3 KARP	Minea	
4 KORPIO	Inka	
5 KOSKIMAKI	Saaga	
6 KUJALA	Tyyne	
7 KYBER	Joanna	
8 LATVALA	Roosa	
9 LEVIJARVI	Aava	
10 LINDSTROM	Wilma	
11 OLLIKAINEN	Sofia	
12 REIMAN	Viivi	
13 SARKOLA	Indra	
14 SIIVIKKO	Roosa	
15 SOUKOLA	Fanny	
16 TIKKINEN	Juuli	C
17 TOYKKALA	Riina	
18 VAINIOMAKI	Ella	
19 VESA	Vega	
20 VIITANEN	Petra	
ARRATEIG	Kaisa	Team Coach
LAINE	Mia	Team Assistant Coach
HERBERT	Kristina	Team Manager

Entries Teams

FRA Federation Française des Sports de Glace

Team Name

Last Name	First Name	C
Last Name	First Name	Function

Senior

Team Zoulous

1	AUBOURG	Morgane	
2	BRISSAUD	Chrystal Amandine	
3	CALABRESSE	Lorrena	
4	DERBASSY	Lisa	
5	HORDOIR	Leontine	
6	HSAINI	Sherine	
7	HUREZ	Julie	
8	LABROY	Pauline	
9	LE PENNEC	Elona	
10	LEMELLE	Emma	
11	MONTANT-SCHWARZ	Nhat Le	
12	MOREIRA	Camille	
13	NALLET	Capucine	
14	RIZAND	Justine	
15	ROQUE	Romane	
16	TROMPETTE	Alicia	
	TORMENA	Alessandro	Team Coach
	SEYE	Romain	Team Assistant Coach
	FERRANTE	Giordana	Team Manager

Entries Teams

FRA Federation Française des Sports de Glace

Team Name

Last Name	First Name	C
Last Name	First Name	Function

Junior

Team Salamandres Junior

1	BONGINI	Alessandra	
2	CALABRESE	Paolina	
3	CLEMENT	Hannah	
4	CLODIUS	Rachel	
5	DRIEU	Clelia	
6	DUPUIS	Eloise	
7	FEUILLOLEY	Lynna	
8	JACQUES	Charlotte	
9	LAGADIC	Romane	C
10	LAQUEUVRE	Lison	
11	LE BRETON	Lea	
12	LERASLE	Elena	
13	MOUZARINE	Camille	
14	NILHO	Manon	
15	PREVOST	Anna	
16	PRIEUR	Clemence	
17	VILLA	Faustine	
	SCHINDLER	Cecile	Team Coach
	GUILLOIS	Carine	Team Manager

Entries Teams

GBR British Ice Skating

Team Name

Last Name	First Name	C
Last Name	First Name	Function

Senior

Team Icicles Senior

1 CREEK	Hannah	
2 EL-MANTAWI	Bahira	
3 FITZPATRICK	Grace	
4 HALL	Lily	
5 HARRISON	Zelda	
6 ILSLEY	Amy	
7 LOCKS	Madison	
8 LONGWORTH	Anna	
9 PARKER	Darcie	
10 RAIKES	Ella	
11 SOLORZ	Alice	
12 TENNISON	Briony	
13 TUCKER	Ruby	
14 WEBSTER	Emily	
15 WHALLEY	Clare	C
16 WHITELEY	Niamh	
17 WRIGHT	Amelia	
18 WROE	Scarlett	
MORRIS	Esther	Team Coach
KELLY	Lauren	Team Assistant Coach
PARKER	Heather	Team Manager

Entries Teams

GBR British Ice Skating

Team Name		
Last Name	First Name	C
Last Name	First Name	Function

Junior

Team Icicles Junior

1	ATHWAL	Erin	
2	BEIGHTON	Lilly-Mai	
3	CARNELL	Joel	
4	CURSON	Abigail	
5	DAYSON	Charlotte	
6	HARDING	Madeleine	
7	HARRISON	Zelda	
8	LATTER	Imogen	
9	LOCKS	Madison	
10	MAUGER	Anna	
11	MILLS	Lily	
12	MUSTAFAEVA	Milana	
13	PACHECO CHANG	Chloe	
14	RASMUSSEN	Ruby	
15	ROWSON-MITCHELL	Emily	
16	SHEPHERD	Morgan	
17	SMITHURST	Millie	
18	WALKER	Lily	
19	WHITELEY	Niamh	
20	WIBBERLEY	Abigail	
	KELLY	Lauren	Team Coach
	HARDING	Andrea	Team Manager
	CURSON	Angela	Team Medical Personnel

Entries Teams

GER Deutsche Eislauf-Union e.V.

Team Name

Last Name	First Name	C
Last Name	First Name	Function

Senior

Team Berlin 1

1	ALESKEROVA	Aida	
2	FALKENSTERN	Julia	
3	GRACIA	Luisa	
4	GRONEM	Victoria	
5	ILZ	Anna	
6	ISTOMINA	Mariia	
7	KICKERITZ	Jule	
8	KLAUSNITZER	Fanny	
9	KNURR	Marcelina	
10	LAURISCH	Jocelyn-Julie	
11	LI	Shenja	
12	MARTI	Justine	
13	MUELLER	Laura Michelle	
14	MÜLLER	Andrine	
15	OELSCHLAEGEL	Alexandra	
16	OELSCHLAEGEL	Elisabeth	
17	PLONAIT	Rosa	
18	POSSNER	Hanna	
19	TERHO	Helena	
20	THOMALLA	Talisa	
	HOFMANN	Gert	Team Coach
	DERPA	Marco	Team Assistant Coach
	FRÖHLICH	Peter	Team Manager

Entries Teams

GER Deutsche Eislauf-Union e.V.

Team Name		
Last Name	First Name	C
Last Name	First Name	Function

Senior

Team United Angels

1	APPIAH	Daniela	
2	BECK	Leah-Sophie	
3	BEISSMANN	Nathalie	
4	DEMPFLE	Hannah	
5	FINGERLE	Timea	
6	FORCKE	Gwen	
7	HUBE	Marie-Christine	
8	HUEBNER	Sarah	
9	KLEPPEL	Nathalie Emilia	
10	KOVANCI	Yasmin	
11	MUELLER	Rebecca	
12	PELKA	Jocy	
13	ROSENBOIM	Viktoria	
14	ROTHER	Hannah	
15	SCHINDLER	Berit	
16	SCHMIDT	Katharina	
17	SEEHAUS	Sabrina	
18	VOGEL	Lisa	
19	WACHTEL	Anna-Luisa	
20	WOYKE	Emilia	
	PARFENE	Isabell	Team Coach
	CUOCO	Laura	Team Assistant Coach
	KESSEL-WOYKE	Marie Jacquelin	Team Manager

Entries Teams

GER Deutsche Eislauf-Union e.V.

Team Name

Last Name	First Name	C
Last Name	First Name	Function

Senior

Team Skating Graces

1 AUE	Tina	
2 BAUMANN	Emely-Magdalena	
3 BAUMANN	Marie	
4 FISCHER	Lisa	
5 HANGST	Maria	
6 HOFFMANN	Emily	
7 JAESCHKE	Gina	
8 KAJA	Lea Sophie	
9 KNOEFLER	Amelie	
10 KRATZER	Elisa	
11 MAEDER	Finja Luisa	
12 OBERHOFFNER	Hanna	
13 RAUH	Melanie	
14 RICHTER	Skadi	
15 ROEDER	Maja	
16 ROEMPLER	Marvin	
17 SAKOWSKI	Mia	
18 WALTHER	Clara	
WAGNER	Jana	Team Coach
POLSTER	Patricia	Team Assistant Coach
FRIEDRICH	Diana	Team Manager

Entries Teams

GER Deutsche Eislauf-Union e.V.

Team Name

Last Name	First Name	C
Last Name	First Name	Function

Junior

Team Berlin Junior

1	APELT	Michelle	
2	BEYER	Frida	
3	CAMPOS	Isabelle	
4	CEBAN	Xenia	
5	FRERICHS	Marisa	
6	GUERICKE	Tosca	
7	HAISCH	Alexandra	
8	KNITTEL	Maxima	
9	KNURR	Lucy	
10	LETTAU	Andre Emiliano	
11	MARTIN	Clara	
12	MARTINEZ BREZEZICHA	Iris	
13	PRUSS	Mette	
14	RAJBA	Laura	
15	SEIDL	Lea	
16	SPINDLER	Tyra	
17	SWETLIK	Smilla Mae	
18	TRIPPA PUERTA	Carla	
19	TUERKE	Emma	
20	ZANDT	Ida Marlene	
	DERPA	Marco	Team Coach
	HENKE-HAHN	Vanessa	Team Assistant Coach
	BRAUN	Helene	Team Manager

Entries Teams

GER Deutsche Eislauf-Union e.V.

Team Name

Last Name	First Name	C
Last Name	First Name	Function

Advanced Novice

Team Berlin Advanced Novice

1	ARSLAN	Joelle Sewaah	
2	BECKER	Angelina	
3	BRINSUK	Anna	
4	CHEBOTAREV	Elisabeth	
5	CHERNYSHOVA	Myroslava	
6	DEUTSCH	Jennifer	
7	DOENITZ	Hedda Leni	
8	ESSER	Maria Anna	
9	FRANCA	Maria Isabella	
10	KULLING	Matilda	
11	PETRAK	Elise Klara	
12	SCHEFFLER	Alexandra Samira	
13	STANOJEV	Sofija	
14	SUDBROCK	Milena Alexandra	
15	SURNEV	Ella	
16	TRIPPA PUERTA	Vega	
17	VOIGTLAENDER	Emily Eileen	
18	WIESEKE	Mara	
19	ZUKAUSKAS	Eva Maria	
	HANIKA	Sabine	Team Coach
	KOESSLER	Saskia	Team Assistant Coach
	MUELLER	Petra	Team Manager

Entries Teams

HUN Hungarian National Skating Federation

Team Name

Last Name	First Name	C
Last Name	First Name	Function

Junior

Team UTE Synchro Junior

1	ALAPI	Mate	
2	ARANY	Lola Hanna	
3	CSEH	Lena	
4	CSENGERY	Angela	
5	DIOSZEGI	Emma Reka	
6	DIOSZEGI	Mate Andras	
7	FOLDESI-SZABO	Lilien Antonia	
8	HEGEDUS	Laura	
9	HODOSSY	Luca Krisztina	C
10	HORVATH	Balazs	
11	KOLYA	Tamara	
12	KOROS	Oliver	
13	MAZANY	Boroka	
14	PAP	Judit Hanna	
15	PATAKY	Zsofia	
16	REVESZ	Karina Veronika	
17	REVESZ	Tamara Eva	
18	SZABO	Zoltan	
19	VIOLA	Jazmin Zorka	
20	VIOLA	Zoe Anna	
	SZUCSNE VEDRES	Noemi	Team Coach
	SZUCS	Kyra	Team Assistant Coach
	HODOSSYNE MATRAI	Krisztina Andrea	Team Manager

Entries Teams

HUN Hungarian National Skating Federation

Team Name

Last Name	First Name	C
Last Name	First Name	Function

Junior

Team Magic Junior

1 FAZEKAS	Emese	
2 FAZEKAS	Flora	
3 FESUS	Molli	
4 JOZSA	Jazmin	
5 KORRUT	Helin Mira	
6 KOVACS	Nelli	
7 LAKOS	Irisz Tímea	
8 LENGYEL	Renata	
9 LUKACS	Lili	
10 MIKLOS	Krisztina	
11 NEGRO	Reka	
12 ROZGONYI	Anna	
13 SELLEI	Nora Kinga	
14 SELMECZI	Aliz	
15 SELMECZI	Emma	
16 STEFAN-MERY	Adel	
17 SZIGETI	Fanni	
18 TOTH	Petra	
19 TRIFAN	Laura	
20 UHRIN-HARTYANI	Liza	
ZENEZINI	Barbara	Team Coach
ZENEZINI	Michael	Team Assistant Coach

Entries Teams

HUN Hungarian National Skating Federation

Team Name

Last Name	First Name	C
Last Name	First Name	Function

Junior

Team Pingvin Junior

1	AGOSTON	Kinga	
2	BAYER-SIAGI	Lora	
3	CSOKA	Mira	
4	DOSA	Ramona	
5	ELEK	Dora	
6	FALVAY	Anna	
7	HELT	Orsolya	
8	HERKE	Julia	
9	JANOSI	Viktoria	
10	KOSZEGI	Csenge	
11	MEISZTER	Dorka	
12	MEISZTER	Lili	
13	MEISZTER	Panna	
14	MOCSARI	Eniko	
15	NAGY	Dora Petra	
16	NAGY	Dorka	
17	PALIK	Irisz	
18	SAJTI	Boglarka	
19	SIMON	Laura	
20	SZEDLAY	Zsofia	
	BAYER-SIAGI	Nora	Team Coach
	PERESZTEGI-NAGY	Zsofia	Team Assistant Coach

Entries Teams

HUN Hungarian National Skating Federation

Team Name

Last Name	First Name	C
Last Name	First Name	Function

Junior

Team Frostwork Junior

1 BESENYEI	Noemi	
2 BRICZKY	Maja	
3 GOMBOS	Livia	
4 HORVATH	Lili Flora	
5 KISS	Emma Roza	
6 KOHARI	Mira	
7 KOLAMYTSEVA	Daria	
8 LIPTAK	Jazmin	
9 NICS	Szvetlana	
10 PECZE	Greta	
11 PLANETA	Nora	
12 UNGVARI	Dorka	
13 UNGVÁRI	Zsófia	
14 VASS	Jazmin Zara	

Entries Teams

LAT Latvian Skating Association

Team Name

Last Name	First Name	C
Last Name	First Name	Function

Junior

Team Amber Junior

1 BELAVSKA	Polina	
2 BOLSAKOVA	Aleksandra	
3 BOLSAKOVA	Sofja	
4 DUKURE	Jelizaveta	
5 IEVINA	Anna Marta	
6 JEKABSONE	Amelia	
7 KAZAKEVICA	Natalija	
8 KURME	Juliana	
9 LEINATE	Estere	
10 MASTINA	Madara	
12 PAEGLE	Baiba	
13 PENTJUSA	Elizabete Viktori	C
14 PLATA	Beate	

Entries Teams

NED Koninklijke Nederlandsche Schaatsenrijders Bond

Team Name

Last Name	First Name	C
Last Name	First Name	Function

Senior

Team Illumination

1 BRONSVELD	Sofie	
2 DAAMEN	Lise-Lynn	
3 DAAMEN	Tara-Ann	C
4 DOOMEN	Floortje	
5 EGELMEERS	Dionne	
6 GOYVAERTS	Sylke	
7 JANSSEN	Femke	
8 RESSELER	Anouk	
9 RESSELER	Thijs	
10 SCHIPPERS	Zoë	
11 VAN DE HAAR	Vera	
12 VAN DER BORGH	Lietje	
13 VAN DER LINDEN	Fleur	
14 VAN HOOF	Eline	
15 WIERINGA	Julia	
16 ZWOLSMAN	Emmie	
VISSER	Angelique	Team Coach
EGELMEERS	Marion	Team Manager

Entries Teams

NED Koninklijke Nederlandse Schaatsenrijders Bond

Team Name

Last Name	First Name	C
Last Name	First Name	Function

Senior

Team Ice United

1 BEVERLOO	Merel	
2 BREEWEL	Maxime	
3 HOEDEMAKERS	Glynis	
4 KARSMAKERS	Nalino	
5 LABY	Melissa	
6 LAHDE	Saima	
7 OZGEN	Aleyna Acelya	
8 SZLAPKA	Lisanne	
9 VAN DE SANDE	Jesse	C
10 VAN DIJK	Lynn	
11 VAN KEMPEN	Jaronne	
12 VAN OIJJEN	Francisca	
13 VAN UDEN	Charlotte	
14 VAN VEEN	Sanne	
15 VANNERUM	Bettina	
16 VUGTS	Laura	
17 WATERMAN	Merel	
18 WEIJER	Lisa	
VAN KEMPEN	Feline	Team Coach
GELENS	Nicole	Team Assistant Coach
VAN SCHERPENZEEL-MEI	Anna	Team Manager

Entries Teams

NED Koninklijke Nederlandse Schaatsenrijders Bond

Team Name

Last Name	First Name	C
Last Name	First Name	Function

Advanced Novice

Team Illuminice Advanced Novice

1	BALENOVIC	Ariana
2	BALENOVIC	Leticia
3	DE VRIES	Puk
4	DOOMEN	Sem
5	GILLIS	Roos
6	GREUTERS	Ella
7	HENDRIKS	Brianna
8	KRIJNE	Angelique
9	KUMAS	Eslin
10	MANNANI	Darya
11	MOURAILLE	Lucie
12	SHAN	Emily Kangning
13	VAN DE LINDE	Loek Benjamin
14	VAN DE VEN	Sha'uri
15	VAN LANGENDONCK	Loes
16	VERCOULEN	Eline
17	VERVOORT	Danique
18	ZHANG	Yunnvei

Entries Teams

POL Polish Figure Skating Association

Team Name

Last Name	First Name	C
Last Name	First Name	Function

Junior

Team Ice Fire Junior

1	AUCOUTURIER	Julia	
2	BAKOWSKA	Martyna	
3	BORKOWSKA	Lucja	
4	BORKOWSKA	Zofia	
5	DABROWSKA	Antonina	
6	DASIEWICZ	Hanna	
7	DUDEK	Milena	
8	DUDZINSKA	Blanka	
9	FRANKOWSKA	Iga	
10	FROZYNA	Grazyna	
11	GERTRUDA	Barbara	
12	KIFNER	Natalia	
13	KOC	Agata	
14	LAURYNOVICH	Darya	
15	NOWAK	Martyna	
16	OBARZANEK	Maja	
17	STELTER	Zofia	
18	SZCZEPANSKA	Zuzanna	
19	ZABAWA	Natalia	
20	ZIOLKOWSKA	Kaja	
	FILIPOWICZ	Agnieszka	Team Coach
	MIEDLARZ	Marcin	Team Assistant Coach

Entries Teams

POL Polish Figure Skating Association

Team Name

Last Name	First Name	C
Last Name	First Name	Function

Junior

Team Le Soleil Junior

1	BLASZKIEWICZ	Liliana
2	DENIS	Nina
3	DLUGOSZ	Natalia
4	GRABARCZYK	Oliwia
5	IAIA	Anna
6	KUBIK	Matylda
7	LEWANDOWSKA	Iga
8	MATLOSZ	Martyna
9	MEYER	Nina
10	MUSINSKA	Liliana
11	OLSZEWSKA	Nina
12	SCHMELTER	Maria
13	TOLOCZKO	Hanna
14	TRACZYK	Aniela
15	WIERZBA	Magdalena
16	WIEWIORSKA	Marta
17	WITKOWSKA	Amelia
18	ZIELINSKA	Aniela

DABROWSKA-PAWLONK.	Karolina	Team Coach
SNOPEK	Piotr	Team Assistant Coach
SCHMELTER	Ewa	Team Manager

Entries Teams

SUI Swiss Ice Skating

Team Name

Last Name	First Name	C
Last Name	First Name	Function

Junior

Team Starlight Junior

1 ACKERMANN	Valeria Claudia	
2 BANJANIN	Lina Annina	C
3 BATELLI ROMA	Manuela	
4 BLOECHLINGER	Xenia Victoria	
5 BOUSQUET	Marie-Honorine Juliette Iris	
6 BUCHMANN	Sophie Anna-Lena	
7 FERNANDEZ MARCE	Gabriela	
8 FREHNER	Lieta Anna	
9 FREI	Stella	
10 GZARA	Nadine	
11 HAFNER	Melissa Sophia	
12 HARTMANN	Angelina Venetia Xenia	
13 KOSIEWICZ	Sandra Emilia	
14 LYON	Audrey	
15 MENDEZ	Emilia Amparo	
16 PATT	Serena Lisa	
17 STEINBACH	Leilani	
18 VAN DIJK	Emilie Loviisa	
19 WIDMER	Salome Christelle	
20 ZEHNDER	Eline Bianca Anja	
LUNDMAN	Eveliina	Team Coach
LEININGER	Katia	Team Assistant Coach
SIDLER ZENKLUSEN	Franziska	Team Manager

Entries Teams

SUI Swiss Ice Skating

Team Name

Last Name	First Name	C
Last Name	First Name	Function

Advanced Novice

Team Starlight Advanced Novice

1	AMMANN	Gioia Allegra Ilaria	
2	BANJANIN	Lina Annina	
3	BISCHOFBERGER	Eileen	
4	DAZIO	Neva Lina Teodora	
5	FERNANDEZ MARCE	Gabriela	
6	GRZYBECK	Marie-Louise	
7	GZARA	Linda	
8	GZARA	Nadine	C
9	HUBER	Melina Stella	
10	JENZER	Norah	
11	KELLER	Lisa	
12	MAHNIG	Estelle Marie	
13	MENDEZ	Emilia Amparo	
14	MOLL	Yara Selina	
15	PATT	Serena Lisa	
16	PODGORNY	Ayleen Giulia	
17	SCHUETZ	Elie	
18	SCHUETZ	Milu	
19	WIDMER	Salome Christelle	
	AEBERLI	Sabrina	Team Assistant Coach
	ZENKLUSEN	Laura	Team Manager

Entries Teams

SUI Swiss Ice Skating

Team Name

Last Name	First Name	C
Last Name	First Name	Function

Junior

Team Cool Dreams Junior

1 BAUMANN	Arwen Maria	
2 BIERI	Janina Amelie	
3 BIGLER	Philine Emilie	C
4 BOEGLI	Giulia Lorena	
5 CABETE ANDRADE	Maria	
6 GERBER	Julia Laura	
7 GLAUSER	Noemi	
8 GUGGISBERG	Lina Elin	
9 GYGAX	Anja	
10 KIPFER	Joelle Hermela	
11 LEUENBERGER	Delia	
12 LOOSLI	Jeanine Vivienne	
13 LORENZ	Leane	
14 MEYER	Cecilia Margaret	
15 NEUKOMM	Gioia Giulia	
16 NIZNIK	Marta	
17 RIESEN	Lenja Lisa	
18 ROMANO	Alessia	
19 STEINER	Anja	
20 WILDI	Emilia	
SCHNEIDER	Tanja	Team Coach
SIMON WILDI	Susanne	Team Manager

Entries Teams

SUI Swiss Ice Skating

Team Name

Last Name	First Name	C
Last Name	First Name	Function

Senior

Team Cool Dreams

1	BAUMANN	Arwen Maria	
2	BUCHER	Sylvana Maria	C
3	CAMUENDO URCUANGO	Shari Yarina	
4	DAVET	Agathe Laure	
5	FLUECKIGER	Lea	
6	FLUECKIGER	Sophie	
7	GLAUSER	Jessica	
8	GURTNER	Livia Simona	
9	LEHMANN	Rebecca	
10	LORENZ	Leane	
11	MASELLO	Matteo	
12	MEIER	Michelle	
13	MERIC	Selin	
14	MOCCI	Alessia	
15	RINDLISBACHER	Alina	
16	ROETHLISBERGER	Pia Maria	
17	RUCH	Chiara Selina	
18	SCHEIDEGGER	Yara	
19	SCHNEIDER	Milena	
20	SIMILI	Christelle Laura	
	BANHOLZER	Nadine	Team Coach
	NOCERA	Dario Janis	Team Assistant Coach
	EGGIMANN	Carmen	Team Manager

Entries Teams

SWE Svenska Konståkningsförbundet

Team Name

Last Name	First Name	C
Last Name	First Name	Function

Junior

Team Spirit Junior

1	ABRAHAMSSON	Ebba	
2	ARVIDSSON	Molly	
3	ARVIDSSON	Vilma Paula Linda	
4	BROMAN	Smilla	
5	DIAZ MARGHETTI	Rocio Abril	
6	EHRENBORG	Carolina	C
7	GUNNARSSON	Thea	
8	HANSSON	Ronja	
9	HATTANDER	Linnea	
10	HEUMAN	Susanna	
11	HOKEGARD	Ellen Lena	
12	IBRAHIM	Sara	
13	KLERFORS	Jennifer	
14	LOFSTRAND	Vera Lovisa Amanda	
15	LUNDBERG	Julia	
16	OLSEN	Ida	
17	OLSSON	Alicia	
18	SANTTI LUNDEN	Ophelia Linnea Valentina	
19	SIEWERS	Olivia	
	ERICSON	Helena	Team Coach
	EHRENBORG	Lena	Team Assistant Coach
	ARVIDSSON	Linda	Team Manager

Entries Teams

SWE Svenska Konståkningsförbundet

Team Name

Last Name	First Name	C
Last Name	First Name	Function

Advanced Novice

Team Caprice

1	BERGQUIST LANNER	Ingrid	
2	CHRISTELL	Siri	C
3	FENGER-KROG	Olivia	
4	FREDIN	Sigrid	
5	HAGGLUND MINEUR	Emilia	
6	HULT	Filippa	
7	JOHANSDOTTER	Wilja	
8	LINDOFF	Stella	
9	MARK BOSTROM	Alicia	
10	MOBERG	Linnea	
11	OSORIO RIVERO	Miyerai	
12	PETTERQVIST	Wilma	
13	RINGBLOM	Marta	
14	RUDE	Hedvig	
15	SANDSTROM	Edith	
16	SUNDBY	Emelie	
17	SZEMILLER	Nicole	
18	THOFT	Astrid	
19	UTBULT	Disa Elin Signe	
20	UVEGARD	Silje	
	FIUME	Erica	Team Coach
	LLINARES	Emma	Team Assistant Coach
	KORKALA	Lina-Lotta Eleon	Team Manager

Entries Teams

USA The United States Figure Skating Association

Team Name

Last Name	First Name	C
Last Name	First Name	Function

Senior

Team Haydenettes

1 BARKER	Dianna Christine	
2 COULTHARD	Autumn	
3 CURRY	Caitriona Lennon	
4 EIGNER	Grace Kathryn	
5 FELTON	Paige Noelle	
6 GALBRAITH	Jacob Calvin	
7 GILROY	Sydney Joan	
8 HAHN	Rosa Dillon Parish	
9 LAMEAR	Kyan Bailey	
10 MONACO	Ava Marie	
11 MONACO	Elly Lynn	
12 NEAL	Clara Elise	
13 NICULA	Laura	
14 OLARTE	Carmela	
15 OLENDER	Taylor Caitlin	
16 SAPIENTE	Ashley Marie	
17 STOHRER	Caroline Irma	
18 UHDE	Ella Ann Marie	
19 WANG	Alicia Xuefei	
20 WITT	Jessica McVay	
KRANTZ	Saga	Team Coach
HANSON MAYER	Gail	Team Manager
BEALL	Caroline	Team Medical Personnel

Entries Teams

USA The United States Figure Skating Association

Team Name

Last Name	First Name	C
Last Name	First Name	Function

Junior

Team Skyliners Junior

1	BALKOVSKI	Diana	
2	CHAE	Caitlin	
3	DOLGOV	Anna	
4	DUARTE	Emily Sandra	
5	GAO	Isabelle	
6	GOLDEY	Eleanor	
7	GUSAK	Juliana	
8	HIPWOOD	Sarah Grace	
9	JOHMANN	Mia Grace	
10	KESSLER	Jenny Marie	
11	KIM	Danielle	
12	KIM	Jayne	
13	MACKEY	Anna Reese	
14	PALES	Anna Maria	
15	SONG	Zirui	
16	SZE	Stephanie	
17	WACHS	Emily Hana	
18	XU	Jingzhi	
19	YU	Arianna	
20	ZLOTNIK	Paulina	
	BABB	Josh	Team Coach
	MAY	Pamela	Team Assistant Coach
	SAIS	Jennifer	Team Manager

Entries Teams

USA The United States Figure Skating Association

Team Name		
Last Name	First Name	C
Last Name	First Name	Function

Junior

Team Teams Elite Junior

1 BADER	Leena	
2 BAYRAKTAROV	Sophia	
3 BINCZYCKI	Natalia	
4 CHUNG	Emma	
5 KATONA	ZSofia	
6 KEITH	Addison	
7 KRACHT	Sophia	
8 LEE	Marissa	
9 MARTINELLI	Emma	
10 MCCORMICK	Quintin Peter	
11 O'NEAL	Lytic Adams	
12 ORTIZ	Madison Violet	
13 PAPAGEORGIOU	Sophia Alexia	
14 PECHYONI	Celine	
15 QIU	Ashley	
16 SCOLERI	Kiley	
17 SHINOHARA	Tamaki	
18 STUCKEY	Evalyn May	
19 UREY	Shannon	
20 YANG	Hannah	
OSTROWER	Danielle Samant	Team Coach
WHYTE	Jamie	Team Assistant Coach
FISCHEL	Joshua	Team Manager