



# PROTOCOL

**18<sup>th</sup> Europa Cup Skate Helena 2025**

**January, 31<sup>st</sup>- February 2<sup>nd</sup>, 2025**

**Belgrade, Serbia**

# SKATE HELENA 2025

## MEN

Pionir Ice Hall	01 FEB 2025	16:16	Short Program
	02 FEB 2025	15:23	Free Skating

Size of Skating Arena:	30m*60m
Ice Conditions:	very good
Number of Entries:	5
Number of Participants:	5

Entry Withdrawn:
------------------

<b>Short Program</b>		
Duration:	2:40 +/- 10 seconds	
Segment Factor:	1.00	
<b>Program Component Factors:</b>	Composition	1.67
	Presentation	1.67
	Skating Skills	1.67

<b>Free Skating</b>		
Duration:	4:00 +/- 10 seconds	
Segment Factor:	1.00	
<b>Program Component Factors:</b>	Composition	3.33
	Presentation	3.33
	Skating Skills	3.33

## SKATE HELENA 2025

### PANEL OF JUDGES

#### MEN

##### Officials

Technical Controller	Ms. Katarina GROF MITROVIC	ISU
Technical Specialist	Ms. Sandra PAVICIC	ISU
Technical Specialist	Ms. Anja BRATEC LESJAK	ISU

##### Judges

Referee	Ms. Natasa DJOKOVIC	ISU
Judge No. 1	Ms. Eva SZILAGYI	HUN
Judge No. 2	Ms. Nadejda HODJEVA	BUL
Judge No. 3	Mr. Josip CEROVAC	CRO
Judge No. 4	Ms. Ursa KRUSEC	SLO
Judge No. 5	Ms. Krunoslava CUMIC	SRB

##### Data/Replay Operator

Data Operator	Ms. Svetoslava RYADKOVA	ISU
Replay Operator	Ms. Jelena ABAY	ISU

# SKATE HELENA 2025

## RESULTS

### MEN

Pl.	Name Club	Nation	Total Score	SP	FS
1	Nico STEFFEN	SUI	176.54	2	1
2	Makar SUNTSEV	FIN	173.66	1	2
3	Filip KAYMAKCHIEV	BUL	124.55	3	3
Withdrawn					
	Gabriele FRANGIPANI	ITA		WD	
	Nikolaj MEMOLA	ITA		WD	

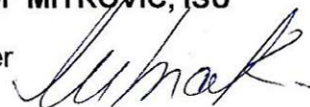
Ms. Natasa DJOKOVIC, ISU

Referee



Ms. Katarina GROF MITROVIC, ISU

Technical Controller



Legend:

SP Short Program

FS Free Skating

WD Withdrawn

Pl. Place

**SKATE HELENA 2025**  
**RESULTS DETAILS**  
**MEN SHORT PROGRAM**

Pl.	Name	Nation	Total Segment Score =	Total Element Score +	Factored Total Component Score +	CO	PR	SK	Deductions -
1	Makar SUNTSEV	FIN	60.50	26.13	34.37	6.83	7.00	6.75	0.00
2	Nico STEFFEN	SUI	55.75	24.30	31.45	6.25	6.08	6.50	0.00
3	Filip KAYMAKCHIEV	BUL	44.39	20.60	23.79	4.75	4.75	4.75	0.00

**Legend:**

**CO** Composition      **Pl.** Place      **PR** Presentation      **SK** Skating Skills

# SKATE HELENA 2025

## JUDGES DETAILS PER SKATER

### MEN SHORT PROGRAM

Rank	Name	Nation	Starting Number	Total Segment Score	Total Element Score	Total Program Component Score (factored)	Total Deductions
1	Makar SUNTSEV	FIN	4	60.50	26.13	34.37	0.00

#	Executed Elements	Info	Base Value	GOE	J1	J2	J3	J4	J5	J6	J7	J8	J9	Ref.	Scores of Panel
1	2A		3.30	0.55	2	3	2	1	0						3.85
2	3Lz+2T		7.20	0.00	0	1	0	0	0						7.20
3	CCSp4		3.20	0.43	1	2	1	1	2						3.63
4	2F*	*	0.00	x 0.00	-	-	-	-	-						0.00
5	StSq4		3.90	0.78	3	2	2	2	2						4.68
6	CCoSp4		3.50	0.58	2	2	2	1	1						4.08
7	FSSp3		2.60	0.09	0	0	1	0	2						2.69
			<b>23.70</b>												<b>26.13</b>
<b>Program Components</b>			<b>Factor</b>												
	Composition			1.67	7.00	7.00	6.50	6.75	6.75						6.83
	Presentation			1.67	7.00	7.25	6.50	7.00	7.00						7.00
	Skating Skills			1.67	7.25	7.00	6.75	6.50	6.50						6.75
<b>Judges Total Program Component Score (factored)</b>			<b>34.37</b>												

**Deductions:** 0.00

Rank	Name	Nation	Starting Number	Total Segment Score	Total Element Score	Total Program Component Score (factored)	Total Deductions
2	Nico STEFFEN	SUI	3	55.75	24.30	31.45	0.00

#	Executed Elements	Info	Base Value	GOE	J1	J2	J3	J4	J5	J6	J7	J8	J9	Ref.	Scores of Panel
1	3A		8.00	-0.80	2	-1	-2	-2	0						7.20
2	3Lz+2T		7.20	-2.36	-5	-5	-4	-3	-1						4.84
3	CCoSp3		3.00	0.10	0	1	0	0	2						3.10
4	2F!	!!*	0.00	x 0.00	-	-	-	-	-						0.00
5	CCSp4		3.20	-0.11	-1	0	0	-1	2						3.09
6	StSq3		3.30	0.00	0	0	-1	0	2						3.30
7	FSSp3		2.60	0.17	1	1	0	0	2						2.77
			<b>27.30</b>												<b>24.30</b>
<b>Program Components</b>			<b>Factor</b>												
	Composition			1.67	6.50	6.25	5.50	6.00	6.75						6.25
	Presentation			1.67	6.25	6.00	5.25	6.00	7.00						6.08
	Skating Skills			1.67	7.00	6.25	6.00	6.25	7.00						6.50
<b>Judges Total Program Component Score (factored)</b>			<b>31.45</b>												

**Deductions:** 0.00

Rank	Name	Nation	Starting Number	Total Segment Score	Total Element Score	Total Program Component Score (factored)	Total Deductions
3	Filip KAYMAKCHIEV	BUL	5	44.39	20.60	23.79	0.00

#	Executed Elements	Info	Base Value	GOE	J1	J2	J3	J4	J5	J6	J7	J8	J9	Ref.	Scores of Panel
1	2A		3.30	0.00	0	0	0	0	-1						3.30
2	3Lz+3T<<	<<	7.20	-1.97	-3	-3	-3	-4	-4						5.23
3	FSSp3		2.60	-0.61	-3	-1	-2	-3	-2						1.99
4	3F		5.83	x -1.41	-2	-3	-3	-3	-2						4.42
5	CCSp3		2.80	0.19	0	1	1	-1	1						2.99
6	CCoSp1V		1.50	-0.45	-3	-2	-3	-3	-3						1.05
7	StSq1		1.80	-0.18	0	0	-1	-2	-2						1.62
			<b>25.03</b>												<b>20.60</b>
<b>Program Components</b>			<b>Factor</b>												
	Composition			1.67	4.75	5.25	4.75	4.75	4.25						4.75
	Presentation			1.67	5.00	5.00	4.75	4.50	4.00						4.75
	Skating Skills			1.67	4.75	5.00	5.00	4.50	4.50						4.75
<b>Judges Total Program Component Score (factored)</b>			<b>23.79</b>												

**Deductions:** 0.00

**SKATE HELENA 2025**  
**JUDGES DETAILS PER SKATER**  
**MEN SHORT PROGRAM**

<b>Legend:</b>						
<b>#</b>	Sequence number	<b>GOE</b>	Grade of Execution	<b>Jx</b>	Judges (x=1-9)	<b>Ref.</b> Referee
<b>*</b>	Invalid element	<b>&lt;&lt;</b>	Downgraded jump	<b>x</b>	Credit for highlight distribution, base value multiplied by 1.1	
<b>!</b>	Not clear edge					

**SKATE HELENA 2025**  
**RESULTS DETAILS**  
**MEN FREE SKATING**

Pl.	Name	Nation	Total Segment Score =	Total Element Score +	Factored Total Component Score +	CO	PR	SK	Deductions -
1	Nico STEFFEN	SUI	120.79	57.51	63.28	6.17	6.33	6.50	0.00
2	Makar SUNTSEV	FIN	113.16	50.62	63.54	6.33	6.17	6.58	-1.00
3	Filip KAYMAKCHIEV	BUL	80.16	39.04	44.12	4.33	4.25	4.67	-3.00

<b>Legend:</b>									
<b>CO</b>	Composition	<b>Pl.</b>	Place	<b>PR</b>	Presentation	<b>SK</b>	Skating Skills		



# SKATE HELENA 2025

## JUDGES DETAILS PER SKATER

### MEN FREE SKATING

Rank	Name	Nation	Starting Number	Total Segment Score	Total Element Score	Total Program Component Score (factored)	Total Deductions								
1	Nico STEFFEN	SUI	2	120.79	57.51	63.28	0.00								
#	Executed Elements	Info	Base Value	GOE	J1	J2	J3	J4	J5	J6	J7	J8	J9	Ref.	Scores of Panel
1	3A		8.00	-3.20	-4	-3	-5	-5	-3						4.80
2	3A+2T		9.30	-0.27	0	0	-1	-2	1						9.03
3	3Lz		5.90	-0.98	-4	-1	-2	-2	1						4.92
4	ChSq1		3.00	0.83	0	2	2	2	1						3.83
5	3S		4.30	0.43	0	1	2	1	1						4.73
6	CCoSp4		3.50	0.12	0	0	0	1	2						3.62
7	3Lzq+2A+2A+SEQ	q	13.75	x -1.38	-2	-2	-3	-3	-2						12.37
8	2Lo		1.87	x -0.51	-3	-3	-2	-3	-3						1.36
9	2F		1.98	x 0.00	0	0	0	0	1						1.98
10	StSq4		3.90	0.91	0	2	3	3	2						4.81
11	FSSp3		2.60	0.26	1	1	0	1	2						2.86
12	CCSp4		3.20	0.00	0	0	-1	0	1						3.20
			<b>61.30</b>												<b>57.51</b>
<b>Program Components</b>				<b>Factor</b>											
	Composition			3.33	5.25	6.25	6.00	6.25	7.25						6.17
	Presentation			3.33	5.75	6.25	6.25	6.50	6.75						6.33
	Skating Skills			3.33	6.50	6.00	6.25	6.75	7.00						6.50
<b>Judges Total Program Component Score (factored)</b>															<b>63.28</b>
<b>Deductions:</b>															<b>0.00</b>
Rank	Name	Nation	Starting Number	Total Segment Score	Total Element Score	Total Program Component Score (factored)	Total Deductions								
2	Makar SUNTSEV	FIN	3	113.16	50.62	63.54	-1.00								
#	Executed Elements	Info	Base Value	GOE	J1	J2	J3	J4	J5	J6	J7	J8	J9	Ref.	Scores of Panel
1	3F+2A+2A+SEQ		11.90	1.06	1	2	2	2	2						12.96
2	3Lo		4.90	0.65	1	2	2	1	1						5.55
3	3F<<		1.80	-0.90	-5	-5	-5	-5	-5						0.90
4	3Lz<<	F <<	2.10	-1.05	-5	-5	-5	-5	-5						1.05
5	CCSp4		3.20	0.21	0	1	1	0	1						3.41
6	ChSq1		3.00	0.67	1	1	1	2	2						3.67
7	3Lzq+REP	q	4.54	x -2.95	-5	-5	-5	-5	-5						1.59
8	3S+2T		6.16	x -0.43	-1	-1	-1	-1	-1						5.73
9	3Tq+2T	q	6.05	x -0.84	-2	-2	-2	-2	-2						5.21
10	StSq4		3.90	0.65	0	2	2	2	1						4.55
11	FSSp4		3.00	0.30	0	1	1	1	1						3.30
12	CCoSp3		3.00	-0.30	-2	-1	-1	-1	1						2.70
			<b>53.55</b>												<b>50.62</b>
<b>Program Components</b>				<b>Factor</b>											
	Composition			3.33	6.00	6.25	6.25	6.50	6.75						6.33
	Presentation			3.33	6.00	6.00	6.00	6.50	6.50						6.17
	Skating Skills			3.33	6.50	6.25	6.75	6.50	6.75						6.58
<b>Judges Total Program Component Score (factored)</b>															<b>63.54</b>
<b>Deductions:</b>				Falls	-1.00	(1)									<b>-1.00</b>

**SKATE HELENA 2025**  
**JUDGES DETAILS PER SKATER**  
**MEN FREE SKATING**

Rank	Name	Nation	Starting Number	Total Segment Score	Total Element Score	Total Program Component Score (factored)	Total Deductions								
3	Filip KAYMAKCHIEV	BUL	1	80.16	39.04	44.12	-3.00								
#	Executed Elements	Info	Base Value	GOE	J1	J2	J3	J4	J5	J6	J7	J8	J9	Ref.	Scores of Panel
1	3Lz		5.90	-0.59	-1	-1	-1	-1	0						5.31
2	3A<<	F <<	3.30	-1.65	-5	-5	-5	-5	-5						1.65
3	3Lz+2T		7.20	0.20	1	1	0	0	0						7.40
4	FSSp2		2.30	-0.08	-1	0	0	-1	0						2.22
5	ChSq1		3.00	-0.17	0	0	-1	-3	0						2.83
6	StSq1		1.80	-0.06	0	0	-1	-2	0						1.74
7	2S		1.30	-0.13	-1	-1	0	-1	-1						1.17
8	4F<<	F <<	5.83	x -2.65	-5	-5	-5	-5	-5						3.18
9	CCSp3		2.80	-0.56	-2	-1	-2	-2	-2						2.24
10	3F+2T		7.26	x -0.35	0	0	-1	-1	-1						6.91
11	3Lo+1Eu<<+2F<<	<< <<	5.94	x -2.45	-5	-5	-5	-5	-5						3.49
12	CCoSp1V		1.50	-0.60	-4	-4	-4	-5	-3						0.90
			<b>48.13</b>												<b>39.04</b>
Program Components				Factor											
Composition				3.33	4.50	4.50	4.25	4.00	4.25						4.33
Presentation				3.33	4.75	4.25	4.50	4.00	4.00						4.25
Skating Skills				3.33	4.75	4.75	4.75	4.50	4.50						4.67
<b>Judges Total Program Component Score (factored)</b>															<b>44.12</b>
<b>Deductions:</b>			Time violation	-1.00	Falls						-2.00 (2)				<b>-3.00</b>

Legend:							
#	Sequence number	GOE	Grade of Execution	Jx	Judges (x=1-9)	Ref.	Referee
<<	Downgraded jump	x	Credit for highlight distribution, base value multiplied by 1.1			REP	Jump repetition
F	Fall	q	Jump landed on the quarter				

# SKATE HELENA 2025

## WOMEN

Pionir Ice Hall	01 FEB 2025	15:05	Short Program
	02 FEB 2025	13:57	Free Skating

Size of Skating Arena:	30m*60m
Ice Conditions:	very good
Number of Entries:	11
Number of Participants:	11

Entry Withdrawn:
------------------

<b>Short Program</b>		
Duration:	2:40 +/- 10 seconds	
Segment Factor:	1.00	
<b>Program Component Factors:</b>	Composition	1.33
	Presentation	1.33
	Skating Skills	1.33

<b>Free Skating</b>		
Duration:	4:00 +/- 10 seconds	
Segment Factor:	1.00	
<b>Program Component Factors:</b>	Composition	2.67
	Presentation	2.67
	Skating Skills	2.67

## SKATE HELENA 2025

### PANEL OF JUDGES

#### WOMEN

##### Officials

Technical Controller	Ms. Katarina GROF MITROVIC	ISU
Technical Specialist	Ms. Anja BRATEC LESJAK	ISU
Technical Specialist	Ms. Sandra PAVICIC	ISU

##### Judges

Referee	Ms. Natasa DJOKOVIC	ISU
Judge No. 1	Ms. Eva SZILAGYI	HUN
Judge No. 2	Ms. Nadejda HODJEVA	BUL
Judge No. 3	Mr. Josip CEROVAC	CRO
Judge No. 4	Ms. Ursa KRUSEC	SLO
Judge No. 5	Ms. Krunoslava CUMIC	SRB

##### Data/Replay Operator

Data Operator	Ms. Jelena ABAY	ISU
Replay Operator	Ms. Svetoslava RYADKOVA	ISU

# SKATE HELENA 2025

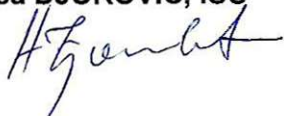
## RESULTS

### WOMEN

Pl.	Name Club	Nation	Total Score	SP	FS
1	Anastasia GRACHEVA	MDA	140.44	1	1
2	Ophelie CLERC	SUI	125.99	4	2
3	Sofja STEPCHENKO	LAT	125.77	3	3
4	Kristina GRIGOROVA	BUL	118.99	2	5
5	Hana CVIJANOVIC	CRO	109.64	5	6
6	Mariia KRYZHOVA	SRB	108.46	8	4
7	Saskia ZAINCHKOVSKAYA	GBR	105.19	7	8
8	Saskia OUDEJANS	NED	102.02	6	9
9	Salma AGAMOVA	TUR	98.19	10	7
10	Elisavet VOULGARI	GRE	85.68	9	10
11	Elif OZCAN	TUR	62.11	11	11

Ms. Natasa DJOKOVIC, ISU

Referee



Ms. Katarina GROF MITROVIC, ISU

Technical Controller



Legend:

SP Short Program FS Free Skating Pl. Place

# SKATE HELENA 2025

## RESULTS DETAILS

### WOMEN SHORT PROGRAM

Pl.	Name	Nation	Total Segment Score =	Total Element Score +	Factored Total Component Score +	CO	PR	SK	Deductions -
1	Anastasia GRACHEVA	MDA	50.97	28.48	22.49	5.75	5.58	5.58	0.00
2	Kristina GRIGOROVA	BUL	46.69	25.42	21.27	5.08	5.33	5.58	0.00
3	Sofja STEPCHENKO	LAT	43.55	21.82	22.73	5.50	5.67	5.92	-1.00
4	Ophelie CLERC	SUI	43.26	22.09	21.17	5.25	5.42	5.25	0.00
5	Hana CVIJANOVIC	CRO	41.05	21.55	20.50	5.08	5.25	5.08	-1.00
6	Saskia OUDEJANS	NED	39.71	21.64	18.07	4.50	4.50	4.58	0.00
7	Saskia ZAINCHKOVSKAYA	GBR	39.18	21.22	18.96	4.67	4.67	4.92	-1.00
8	Mariia KRYZHOVA	SRB	33.01	17.16	17.85	4.42	4.33	4.67	-2.00
9	Elisavet VOULGARI	GRE	31.51	13.11	18.40	4.75	4.58	4.50	0.00
10	Salma AGAMOVA	TUR	31.36	13.30	18.06	4.58	4.42	4.58	0.00
11	Elif OZCAN	TUR	18.19	5.22	12.97	3.17	3.33	3.25	0.00

**Legend:**

CO Composition

Pl. Place

PR Presentation

SK Skating Skills

**SKATE HELENA 2025**  
**JUDGES DETAILS PER SKATER**  
**WOMEN SHORT PROGRAM**

Rank	Name	Nation	Starting Number	Total Segment Score	Total Element Score	Total Program Component Score (factored)				Total Deductions					
1	Anastasia GRACHEVA	MDA	7	50.97	28.48	22.49				0.00					
#	Executed Elements	Info	Base Value	GOE	J1	J2	J3	J4	J5	J6	J7	J8	J9	Ref.	Scores of Panel
1	2A		3.30	0.33	1	1	1	1	0						3.63
2	3Lz+2T		7.20	0.39	0	1	1	1	0						7.59
3	FCSp4		3.20	0.32	1	1	1	1	1						3.52
4	3F		5.30	-0.35	-1	0	0	-1	-1						4.95
5	SSp3		2.10	0.21	1	1	1	1	2						2.31
6	StSq2		2.60	0.26	1	1	1	1	1						2.86
7	CCoSp4		3.50	0.12	1	0	0	0	1						3.62
			<b>27.20</b>											<b>28.48</b>	
Program Components			Factor												
Composition			1.33	5.75	6.00	5.75	4.75	5.75					5.75		
Presentation			1.33	5.50	5.75	5.75	5.50	5.50					5.58		
Skating Skills			1.33	5.50	5.75	5.50	5.00	5.75					5.58		
<b>Judges Total Program Component Score (factored)</b>													<b>22.49</b>		
<b>Deductions:</b>															<b>0.00</b>

Rank	Name	Nation	Starting Number	Total Segment Score	Total Element Score	Total Program Component Score (factored)				Total Deductions					
2	Kristina GRIGOROVA	BUL	1	46.69	25.42	21.27				0.00					
#	Executed Elements	Info	Base Value	GOE	J1	J2	J3	J4	J5	J6	J7	J8	J9	Ref.	Scores of Panel
1	3Tq+3Tq	q q	8.40	-1.26	-3	-4	-3	-3	-3						7.14
2	3Lzq	q	5.90	-0.98	-2	-2	-1	-1	-2						4.92
3	FSSp4		3.00	0.50	1	1	2	2	2						3.50
4	2A<	<	2.64	-0.53	-2	-2	-2	-2	-2						2.11
5	CCoSp1		2.00	0.00	0	0	0	1	0						2.00
6	CSp3		2.30	0.15	0	1	1	1	-1						2.45
7	StSq3		3.30	0.00	0	0	0	0	0						3.30
			<b>27.54</b>											<b>25.42</b>	
Program Components			Factor												
Composition			1.33	4.75	6.00	5.25	5.25	4.50					5.08		
Presentation			1.33	5.00	5.75	5.75	5.25	4.25					5.33		
Skating Skills			1.33	5.25	6.00	5.75	5.75	5.00					5.58		
<b>Judges Total Program Component Score (factored)</b>													<b>21.27</b>		
<b>Deductions:</b>															<b>0.00</b>

**SKATE HELENA 2025**  
**JUDGES DETAILS PER SKATER**  
**WOMEN SHORT PROGRAM**

Rank	Name	Nation	Starting Number	Total Segment Score	Total Element Score	Total Program Component Score (factored)	Total Deductions								
3	Sofja STEPCHENKO	LAT	10	43.55	21.82	22.73	-1.00								
#	Executed Elements	Info	Base Value	GOE	J1	J2	J3	J4	J5	J6	J7	J8	J9	Ref.	Scores of Panel
1	3Lz		5.90	-1.18	-2	-2	-3	-2	0						4.72
2	2A		3.30	-0.55	0	-2	-2	-2	-1						2.75
3	CCoSp3V		2.25	-0.08	0	0	-1	-1	2						2.17
4	3Loq+COMBO	F q	4.90	-2.45	-5	-5	-5	-5	-5						2.45
5	StSq3		3.30	0.44	2	2	1	1	1						3.74
6	SSp4		2.50	0.50	2	1	2	2	2						3.00
7	FCSp4		3.20	-0.21	-1	0	-1	0	-1						2.99
			<b>25.35</b>												<b>21.82</b>
Program Components			Factor												
	Composition		1.33	5.75	5.75	5.25	5.50	5.25							5.50
	Presentation		1.33	5.75	6.00	5.00	5.75	5.50							5.67
	Skating Skills		1.33	6.00	6.00	5.75	5.50	6.00							5.92
<b>Judges Total Program Component Score (factored)</b>														<b>22.73</b>	
<b>Deductions:</b>			Falls -1.00 (1)											<b>-1.00</b>	

Rank	Name	Nation	Starting Number	Total Segment Score	Total Element Score	Total Program Component Score (factored)	Total Deductions								
4	Ophelie CLERC	SUI	6	43.26	22.09	21.17	0.00								
#	Executed Elements	Info	Base Value	GOE	J1	J2	J3	J4	J5	J6	J7	J8	J9	Ref.	Scores of Panel
1	3F		5.30	0.35	0	1	1	2	-1						5.65
2	3S<+COMBO	<	3.44	-1.72	-5	-5	-5	-5	-5						1.72
3	CSp4		2.60	0.26	0	1	1	1	1						2.86
4	2A		3.63	x 0.11	1	0	0	0	1						3.74
5	FSSp4		3.00	-0.20	-2	-1	0	-1	1						2.80
6	StSq3		3.30	0.22	0	1	1	1	0						3.52
7	CCoSp3V		2.25	-0.45	-2	-2	-2	-1	-3						1.80
			<b>23.52</b>												<b>22.09</b>
Program Components			Factor												
	Composition		1.33	5.25	5.25	5.25	5.50	4.75							5.25
	Presentation		1.33	5.25	5.50	5.50	5.75	4.50							5.42
	Skating Skills		1.33	5.00	5.50	5.00	5.75	5.25							5.25
<b>Judges Total Program Component Score (factored)</b>														<b>21.17</b>	
<b>Deductions:</b>														<b>0.00</b>	



**SKATE HELENA 2025**  
**JUDGES DETAILS PER SKATER**  
**WOMEN SHORT PROGRAM**

Rank	Name	Nation	Starting Number	Total Segment Score	Total Element Score	Total Program Component Score (factored)				Total Deductions					
5	Hana CVIJANOVIC	CRO	4	41.05	21.55	20.50				-1.00					
#	Executed Elements	Info	Base Value	GOE	J1	J2	J3	J4	J5	J6	J7	J8	J9	Ref.	Scores of Panel
1	3Lo<	F <	3.92	-1.96	-5	-5	-5	-5	-5						1.96
2	3S<+2T	<	4.74	-0.92	-3	-2	-2	-3	-3						3.82
3	FSSp4		3.00	0.10	0	0	1	1	0						3.10
4	2A		3.30	0.00	-1	0	0	0	0						3.30
5	CSp3		2.30	0.15	0	1	1	0	2						2.45
6	StSq3		3.30	0.00	-1	0	0	0	1						3.30
7	CCoSp4		3.50	0.12	0	0	0	1	2						3.62
			<b>24.06</b>											<b>21.55</b>	
Program Components			Factor												
Composition			1.33	5.00	5.25	5.00	5.25	5.00					5.08		
Presentation			1.33	5.25	5.25	5.25	5.50	4.75					5.25		
Skating Skills			1.33	4.50	5.00	5.25	5.50	5.00					5.08		
<b>Judges Total Program Component Score (factored)</b>													<b>20.50</b>		
<b>Deductions:</b>			Falls	-1.00 (1)										<b>-1.00</b>	

Rank	Name	Nation	Starting Number	Total Segment Score	Total Element Score	Total Program Component Score (factored)				Total Deductions					
6	Saskia OUDEJANS	NED	11	39.71	21.64	18.07				0.00					
#	Executed Elements	Info	Base Value	GOE	J1	J2	J3	J4	J5	J6	J7	J8	J9	Ref.	Scores of Panel
1	3S<+2Lo	<	5.14	-0.69	-2	-2	-2	-3	-2						4.45
2	3F<	<	4.24	-1.13	-3	-3	-2	-3	3						3.11
3	CCoSp4		3.50	0.47	1	1	2	1	3						3.97
4	2Aq	q	3.63	x -0.66	-2	-2	-2	-2	-2						2.97
5	StSq3		3.30	-0.66	-2	-2	-2	-2	1						2.64
6	FSSp3		2.60	-0.17	0	0	-2	-2	1						2.43
7	CSp3		2.30	-0.23	-1	-1	-1	-1	0						2.07
			<b>24.71</b>											<b>21.64</b>	
Program Components			Factor												
Composition			1.33	4.50	4.75	4.50	4.50	0.75					4.50		
Presentation			1.33	4.75	4.75	4.25	4.25	4.50					4.50		
Skating Skills			1.33	4.25	5.00	4.50	4.50	4.75					4.58		
<b>Judges Total Program Component Score (factored)</b>													<b>18.07</b>		
<b>Deductions:</b>													<b>0.00</b>		

**SKATE HELENA 2025**  
**JUDGES DETAILS PER SKATER**  
**WOMEN SHORT PROGRAM**

Rank	Name	Nation	Starting Number	Total Segment Score	Total Element Score	Total Program Component Score (factored)	Total Deductions								
7	Saskia ZAINCHKOVSKAYA	GBR	8	39.18	21.22	18.96	-1.00								
#	Executed Elements	Info	Base Value	GOE	J1	J2	J3	J4	J5	J6	J7	J8	J9	Ref.	Scores of Panel
1	3Lz!	F !	5.90	-2.95	-5	-5	-5	-5	-5						2.95
2	3S+2T		5.60	-1.29	-3	-3	-3	-3	-3						4.31
3	2A		3.30	0.00	0	0	1	0	0						3.30
4	CCoSp4		3.50	0.47	0	0	2	2	2						3.97
5	CSp1		1.40	0.00	0	0	0	0	0						1.40
6	StSq2		2.60	0.09	0	1	0	0	1						2.69
7	FSSp4		3.00	-0.40	-1	-1	-2	-2	0						2.60
			<b>25.30</b>												<b>21.22</b>
Program Components			Factor												
	Composition		1.33	4.00	5.50	5.00	4.50	4.50							4.67
	Presentation		1.33	4.50	5.25	4.75	4.50	4.75							4.67
	Skating Skills		1.33	4.50	5.25	5.00	4.75	5.00							4.92
<b>Judges Total Program Component Score (factored)</b>														<b>18.96</b>	
<b>Deductions:</b>			Falls	-1.00 (1)											<b>-1.00</b>

Rank	Name	Nation	Starting Number	Total Segment Score	Total Element Score	Total Program Component Score (factored)	Total Deductions								
8	Mariia KRYZHOVA	SRB	2	33.01	17.16	17.85	-2.00								
#	Executed Elements	Info	Base Value	GOE	J1	J2	J3	J4	J5	J6	J7	J8	J9	Ref.	Scores of Panel
1	3Lz<	F <	4.72	-2.36	-5	-5	-5	-5	-5						2.36
2	2A		3.30	0.33	1	1	1	1	0						3.63
3	FCSp4		3.20	0.21	0	1	1	1	-1						3.41
4	3S<<+COMBO	F <<	1.30	-0.65	-5	-5	-5	-5	-5						0.65
5	CCoSp2		2.50	0.00	0	1	0	0	-1						2.50
6	StSq3		3.30	-0.77	-2	-1	-2	-3	-3						2.53
7	LSp3		2.40	-0.32	-2	-1	-1	-1	-2						2.08
			<b>20.72</b>												<b>17.16</b>
Program Components			Factor												
	Composition		1.33	4.50	4.50	4.75	4.25	4.25							4.42
	Presentation		1.33	4.50	4.75	4.50	4.00	3.75							4.33
	Skating Skills		1.33	4.75	5.00	4.75	4.50	4.50							4.67
<b>Judges Total Program Component Score (factored)</b>														<b>17.85</b>	
<b>Deductions:</b>			Falls	-2.00 (2)											<b>-2.00</b>

Rank	Name	Nation	Starting Number	Total Segment Score	Total Element Score	Total Program Component Score (factored)	Total Deductions								
9	Elisavet VOULGARI	GRE	3	31.51	13.11	18.40	0.00								
#	Executed Elements	Info	Base Value	GOE	J1	J2	J3	J4	J5	J6	J7	J8	J9	Ref.	Scores of Panel
1	2Aq	q	3.30	-0.99	-2	-3	-3	-3	-3						2.31
2	3S<<+COMBO+1T*	<< *	1.30	-0.65	-5	-5	-5	-5	-5						0.65
3	FCSp2		2.30	-0.38	0	-1	-2	-2	-2						1.92
4	StSq2		2.60	-0.26	-1	-1	-1	-1	0						2.34
5	3Lo<<	<<	1.87	x -0.68	-4	-3	-4	-4	-4						1.19
6	CCoSp2		2.50	-0.50	-2	-2	-2	0	-2						2.00
7	LSp4		2.70	0.00	0	0	0	1	-2						2.70
			<b>16.57</b>												<b>13.11</b>
Program Components			Factor												
	Composition		1.33	5.00	5.25	4.75	4.50	4.00							4.75
	Presentation		1.33	5.00	5.00	4.25	4.50	3.50							4.58
	Skating Skills		1.33	4.75	5.00	4.25	4.50	4.25							4.50
<b>Judges Total Program Component Score (factored)</b>														<b>18.40</b>	
<b>Deductions:</b>														<b>0.00</b>	

**SKATE HELENA 2025**  
**JUDGES DETAILS PER SKATER**  
**WOMEN SHORT PROGRAM**

Rank	Name	Nation	Starting Number	Total Segment Score	Total Element Score	Total Program Component Score (factored)			Total Deductions						
10	Salma AGAMOVA	TUR	9	31.36	13.30	18.06			0.00						
#	Executed Elements	Info	Base Value	GOE	J1	J2	J3	J4	J5	J6	J7	J8	J9	Ref.	Scores of Panel
1	2T*	*	0.00	0.00	-	-	-	-	-						0.00
2	3Lo<<+2T*	<< *	1.70	-0.85	-5	-5	-5	-5	-5						0.85
3	CCoSp2		2.50	-0.25	-1	-1	-2	-1	0						2.25
4	2A		3.63	x -0.33	-2	-1	-1	-1	0						3.30
5	FSSp4		3.00	-0.10	1	0	-1	-2	0						2.90
6	StSq2		2.60	0.00	0	0	0	1	0						2.60
7	LSp1		1.50	-0.10	0	-1	-1	-2	0						1.40
			<b>14.93</b>												<b>13.30</b>
Program Components				Factor											
Composition				1.33	4.75	4.75	4.25	5.00	4.25						4.58
Presentation				1.33	4.75	4.50	4.00	5.25	4.00						4.42
Skating Skills				1.33	4.50	4.75	4.50	4.75	4.50						4.58
<b>Judges Total Program Component Score (factored)</b>															<b>18.06</b>
<b>Deductions:</b>														<b>0.00</b>	

Rank	Name	Nation	Starting Number	Total Segment Score	Total Element Score	Total Program Component Score (factored)			Total Deductions						
11	Elif OZCAN	TUR	5	18.19	5.22	12.97			0.00						
#	Executed Elements	Info	Base Value	GOE	J1	J2	J3	J4	J5	J6	J7	J8	J9	Ref.	Scores of Panel
1	2S+1T*	*	1.30	-0.65	-5	-5	-5	-5	-5						0.65
2	LSpB		1.20	-0.40	-4	-3	-3	-3	-4						0.80
3	1A*	*	0.00	0.00	-	-	-	-	-						0.00
4	CCoSp4		3.50	-1.17	-4	-3	-4	-3	-2						2.33
5	2S*	*	0.00	x 0.00	-	-	-	-	-						0.00
6	FSSp		0.00	0.00	-	-	-	-	-						0.00
7	StSq1		1.80	-0.36	-3	-2	-2	-2	0						1.44
			<b>7.80</b>												<b>5.22</b>
Program Components				Factor											
Composition				1.33	3.75	3.00	3.00	3.25	3.25						3.17
Presentation				1.33	3.50	3.00	2.75	3.50	3.50						3.33
Skating Skills				1.33	3.25	2.75	3.25	3.25	3.50						3.25
<b>Judges Total Program Component Score (factored)</b>															<b>12.97</b>
<b>Deductions:</b>														<b>0.00</b>	

Legend:							
#	Sequence number	GOE	Grade of Execution	Jx	Judges (x=1-9)	Ref.	Referee
*	Invalid element	<	Under-rotated jump	<<	Downgraded jump	F	Fall
x	Credit for highlight distribution, base value multiplied by 1.1			!	Not clear edge		
q	Jump landed on the quarter						

**SKATE HELENA 2025**  
**RESULTS DETAILS**  
**WOMEN FREE SKATING**

Pl.	Name	Nation	Total Segment Score =	Total Element Score +	Factored Total Component Score +	CO	PR	SK	Deductions -
1	Anastasia GRACHEVA	MDA	89.47	47.20	42.27	5.08	5.25	5.50	0.00
2	Ophelie CLERC	SUI	82.73	43.01	40.72	4.92	5.00	5.33	-1.00
3	Sofja STEPCHENKO	LAT	82.22	43.94	44.28	5.50	5.25	5.83	-6.00
4	Mariia KRYZHOVA	SRB	75.45	41.07	35.38	4.25	4.33	4.67	-1.00
5	Kristina GRIGOROVA	BUL	72.30	33.49	39.81	4.75	4.83	5.33	-1.00
6	Hana CVIJANOVIC	CRO	68.59	31.54	38.05	4.58	4.92	4.75	-1.00
7	Salma AGAMOVA	TUR	66.83	36.67	31.16	3.67	3.83	4.17	-1.00
8	Saskia ZAINCHKOVSKAYA	GBR	66.01	36.88	33.13	4.08	4.00	4.33	-4.00
9	Saskia OUDEJANS	NED	62.31	27.38	34.93	4.25	4.33	4.50	0.00
10	Elisavet VOULGARI	GRE	54.17	22.46	32.71	4.25	4.00	4.00	-1.00
11	Elif OZCAN	TUR	43.92	15.88	28.04	3.58	3.42	3.50	0.00

<b>Legend:</b>			
<b>CO</b>	Composition	<b>Pl.</b>	Place
<b>PR</b>	Presentation	<b>SK</b>	Skating Skills

**SKATE HELENA 2025**  
**JUDGES DETAILS PER SKATER**  
**WOMEN FREE SKATING**

Rank	Name	Nation	Starting Number	Total Segment Score	Total Element Score	Total Program Component Score (factored)	Total Deductions								
1	Anastasia GRACHEVA	MDA	11	89.47	47.20	42.27	0.00								
#	Executed Elements	Info	Base Value	GOE	J1	J2	J3	J4	J5	J6	J7	J8	J9	Ref.	Scores of Panel
1	3Lo<	<	3.92	-0.65	-1	-2	-1	-2	-2						3.27
2	3Lz<	<	4.72	-0.94	-2	-2	-2	-3	-2						3.78
3	3F+2T		6.60	0.00	1	0	0	0	-1						6.60
4	3S<	<	3.44	-0.69	-2	-2	-2	-2	-2						2.75
5	CCoSp4		3.50	0.00	0	0	0	0	0						3.50
6	ChSq1		3.00	0.17	0	1	1	0	-1						3.17
7	2A+2Aq+1A+SEQ	q	8.47	x -0.44	-1	-2	-1	-1	-2						8.03
8	3Lo<+REP	<	3.02	x -1.96	-5	-5	-5	-5	-5						1.06
9	3F+2T		7.26	x -0.53	-2	-1	-1	-1	-1						6.73
10	SSp2		1.60	0.00	0	0	0	0	0						1.60
11	StSq3		3.30	0.00	1	0	0	0	-1						3.30
12	FCSp4		3.20	0.21	0	1	1	1	0						3.41
			<b>52.03</b>												<b>47.20</b>
Program Components				Factor											
Composition				2.67	4.75	5.75	5.75	4.75	4.50					5.08	
Presentation				2.67	4.50	6.00	6.00	5.25	4.50					5.25	
Skating Skills				2.67	5.00	6.25	6.00	5.50	4.75					5.50	
<b>Judges Total Program Component Score (factored)</b>															<b>42.27</b>
<b>Deductions:</b>														<b>0.00</b>	

Rank	Name	Nation	Starting Number	Total Segment Score	Total Element Score	Total Program Component Score (factored)	Total Deductions								
2	Ophelie CLERC	SUI	8	82.73	43.01	40.72	-1.00								
#	Executed Elements	Info	Base Value	GOE	J1	J2	J3	J4	J5	J6	J7	J8	J9	Ref.	Scores of Panel
1	3Lz		5.90	-0.59	-2	-1	-1	-1	-1						5.31
2	3Fq	q	5.30	-1.41	-3	-2	-2	-3	-3						3.89
3	2A		3.30	0.00	0	0	0	0	0						3.30
4	3S+2T		5.60	0.00	0	1	0	0	0						5.60
5	FCCoSp4		3.50	0.12	0	1	0	1	0						3.62
6	ChSq1		3.00	0.67	1	1	2	2	1						3.67
7	3Sq	q	4.73	x -2.15	-5	-5	-5	-5	-5						2.58
8	2A<+2Tq	< q	4.33	x -1.06	-4	-4	-4	-4	-4						3.27
9	2Lz+1Lo<+2Lo<<	< <<	3.30	x -1.05	-5	-5	-5	-5	-5						2.25
10	SSp4		2.50	0.00	-1	0	0	0	1						2.50
11	StSq3		3.30	0.22	0	1	1	1	0						3.52
12	CCoSp4		3.50	0.00	0	0	0	0	-1						3.50
			<b>48.26</b>												<b>43.01</b>
Program Components				Factor											
Composition				2.67	3.75	5.25	5.00	5.00	4.75					4.92	
Presentation				2.67	3.75	5.25	5.25	5.50	4.50					5.00	
Skating Skills				2.67	4.00	5.50	5.50	5.50	5.00					5.33	
<b>Judges Total Program Component Score (factored)</b>															<b>40.72</b>
<b>Deductions:</b>							Time violation -1.00							<b>-1.00</b>	

**SKATE HELENA 2025**  
**JUDGES DETAILS PER SKATER**  
**WOMEN FREE SKATING**

Rank	Name	Nation	Starting Number	Total Segment Score	Total Element Score	Total Program Component Score (factored)	Total Deductions								
3	Sofja STEPCHENKO	LAT	9	82.22	43.94	44.28	-6.00								
#	Executed Elements	Info	Base Value	GOE	J1	J2	J3	J4	J5	J6	J7	J8	J9	Ref.	Scores of Panel
1	2A		3.30	0.33	2	1	1	1	1						3.63
2	2Lz		2.10	0.14	0	1	1	1	0						2.24
3	3Lo		4.90	-1.63	-3	-3	-4	-4	-3						3.27
4	StSq3		3.30	0.55	2	2	2	1	0						3.85
5	3S+2A+SEQ		7.60	0.00	0	0	0	0	0						7.60
6	3S<+2T+2Loq	< q	7.08	x -1.38	-4	-4	-4	-4	-4						5.70
7	SSp3		2.10	0.42	3	2	2	1	2						2.52
8	3Lz<	F <	5.19	x -2.36	-5	-5	-5	-5	-5						2.83
9	2T+2T*	*	1.30	0.13	1	1	1	1	-1						1.43
10	ChSq1		3.00	0.50	1	1	1	1	1						3.50
11	FCSp4		3.20	0.32	1	1	1	1	0						3.52
12	CCoSp4		3.50	0.35	1	1	1	1	2						3.85
			<b>46.57</b>												<b>43.94</b>
Program Components				Factor											
Composition				2.67	4.50	5.75	5.75	5.25	5.50						5.50
Presentation				2.67	4.50	5.25	5.50	5.50	5.00						5.25
Skating Skills				2.67	5.25	6.00	6.00	6.00	5.50						5.83
<b>Judges Total Program Component Score (factored)</b>															<b>44.28</b>
<b>Deductions:</b>		Falls	-1.00	(1)	Interruption with allowance				-5.00						<b>-6.00</b>

Rank	Name	Nation	Starting Number	Total Segment Score	Total Element Score	Total Program Component Score (factored)	Total Deductions									
4	Mariia KRYZHOVA	SRB	4	75.45	41.07	35.38	-1.00									
#	Executed Elements	Info	Base Value	GOE	J1	J2	J3	J4	J5	J6	J7	J8	J9	Ref.	Scores of Panel	
1	2A		3.30	0.11	1	1	0	0	0						3.41	
2	3Lz		5.90	-1.77	-3	-3	-3	-4	-3						4.13	
3	3F		5.30	0.00	1	0	0	0	0						5.30	
4	3S<	F <	3.44	-1.72	-5	-5	-5	-5	-5						1.72	
5	FCSp4		3.20	0.32	1	1	1	1	1						3.52	
6	2Lz+1A+SEQ		3.20	0.00	0	0	0	0	1						3.20	
7	CCoSp4		3.50	0.35	0	1	1	1	1						3.85	
8	ChSq1		3.00	0.17	1	1	0	0	0						3.17	
9	2F+1Eu+2S		3.96	x 0.00	0	0	0	0	0						3.96	
10	2T+2T		2.86	x -0.04	-1	0	0	-1	0						2.82	
11	StSq3		3.30	-0.55	0	-1	-2	-2	-2						2.75	
12	LSp4		2.70	0.54	2	2	2	2	2						3.24	
			<b>43.66</b>												<b>41.07</b>	
Program Components				Factor												
Composition				2.67	4.25	4.75	4.00	4.00	4.50						4.25	
Presentation				2.67	4.25	4.50	4.50	4.25	4.00						4.33	
Skating Skills				2.67	4.75	5.00	4.50	4.50	4.75						4.67	
<b>Judges Total Program Component Score (factored)</b>															<b>35.38</b>	
<b>Deductions:</b>		Falls	-1.00	(1)												<b>-1.00</b>

# SKATE HELENA 2025

## JUDGES DETAILS PER SKATER

### WOMEN FREE SKATING

Rank	Name	Nation	Starting Number	Total Segment Score	Total Element Score	Total Program Component Score (factored)	Total Deductions								
5	Kristina GRIGOROVA	BUL	10	72.30	33.49	39.81	-1.00								
#	Executed Elements	Info	Base Value	GOE	J1	J2	J3	J4	J5	J6	J7	J8	J9	Ref.	Scores of Panel
1	3Lz<	F <	4.72	-2.36	-5	-5	-5	-5	-5						2.36
2	1F		0.50	0.00	0	0	0	0	-1						0.50
3	2Lz+2T		3.40	0.14	1	1	0	1	0						3.54
4	3Tq	q	4.20	-1.82	-4	-5	-3	-5	-4						2.38
5	FSSp4		3.00	0.30	1	2	1	1	0						3.30
6	1T+2T		1.70	0.00	0	0	0	0	-1						1.70
7	CSp2		1.80	0.12	1	1	1	1	-1						1.92
8	ChSq1		3.00	-0.67	-3	0	0	-2	-2						2.33
9	2A+1Eu+2S		5.61	x -0.11	0	0	-1	-2	0						5.50
10	2A		3.63	x 0.00	0	0	0	0	0						3.63
11	StSq2		2.60	0.00	0	0	0	0	0						2.60
12	CCoSp4		3.50	0.23	0	1	1	2	-1						3.73
			<b>37.66</b>												<b>33.49</b>
Program Components				Factor											
Composition				2.67	4.00	5.25	5.00	4.50	4.75					4.75	
Presentation				2.67	3.75	5.25	5.25	5.00	4.25					4.83	
Skating Skills				2.67	4.75	5.75	5.75	5.50	4.75					5.33	
<b>Judges Total Program Component Score (factored)</b>														<b>39.81</b>	
<b>Deductions:</b>		Falls	-1.00 (1)											<b>-1.00</b>	

Rank	Name	Nation	Starting Number	Total Segment Score	Total Element Score	Total Program Component Score (factored)	Total Deductions								
6	Hana CVIJANOVIC	CRO	7	68.59	31.54	38.05	-1.00								
#	Executed Elements	Info	Base Value	GOE	J1	J2	J3	J4	J5	J6	J7	J8	J9	Ref.	Scores of Panel
1	3Lo<	<	3.92	-1.96	-5	-5	-5	-5	-4						1.96
2	3S<<	F <<	1.30	-0.65	-5	-5	-5	-5	-4						0.65
3	2A		3.30	0.00	-1	1	0	0	0						3.30
4	3S<+REP	<	2.41	-1.03	-3	-2	-3	-3	-3						1.38
5	CSp2		1.80	0.18	2	1	1	1	1						1.98
6	2F+2T		3.41	x 0.00	0	0	0	1	0						3.41
7	2A+1Eu+2F		6.16	x -0.44	-2	-1	-1	-1	-2						5.72
8	2Lz!	!	2.31	x -0.21	-1	-1	-1	-1	-1						2.10
9	FSSp3		2.60	0.17	1	1	0	0	1						2.77
10	StSq2		2.60	0.26	1	1	1	1	0						2.86
11	ChSq1		3.00	0.33	0	1	1	1	0						3.33
12	CCoSp2		2.50	-0.42	-1	-2	-3	-2	0						2.08
			<b>35.31</b>												<b>31.54</b>
Program Components				Factor											
Composition				2.67	4.25	5.00	4.75	4.50	4.50					4.58	
Presentation				2.67	4.25	5.25	5.00	5.25	4.50					4.92	
Skating Skills				2.67	4.25	5.00	5.25	5.00	4.25					4.75	
<b>Judges Total Program Component Score (factored)</b>														<b>38.05</b>	
<b>Deductions:</b>		Falls	-1.00 (1)											<b>-1.00</b>	

**SKATE HELENA 2025**  
**JUDGES DETAILS PER SKATER**  
**WOMEN FREE SKATING**

Rank	Name	Nation	Starting Number	Total Segment Score	Total Element Score	Total Program Component Score (factored)				Total Deductions					
7	Salma AGAMOVA	TUR	2	66.83	36.67	31.16				-1.00					
#	Executed Elements	Info	Base Value	GOE	J1	J2	J3	J4	J5	J6	J7	J8	J9	Ref.	Scores of Panel
1	3Tq+2A<+SEQ	F q <	6.84	-2.10	-5	-5	-5	-5	-5						4.74
2	3F<	<	4.24	-1.98	-5	-4	-5	-5	-3						2.26
3	3Lo<+2Tq	< q	5.22	-1.57	-4	-4	-4	-5	-4						3.65
4	3T<	<	3.36	-0.78	-2	-2	-3	-2	-3						2.58
5	FCCoSp3		3.00	-0.10	0	0	-1	1	-1						2.90
6	ChSq1		3.00	-0.17	0	0	0	-1	-1						2.83
7	3Lo<+1Eu+2Fq	< q	6.84	x -1.57	-4	-4	-4	-5	-2						5.27
8	2F		1.98	x 0.00	0	0	1	0	-2						1.98
9	2Aq	q	3.63	x -0.66	-2	-2	-1	-2	-2						2.97
10	StSq2		2.60	0.09	1	1	0	0	0						2.69
11	CCoSp3		3.00	-0.10	0	1	-1	-1	0						2.90
12	LSp2		1.90	0.00	0	0	-1	0	1						1.90
			<b>45.61</b>											<b>36.67</b>	
Program Components				Factor											
Composition				2.67	3.75	4.25	3.25	3.25	4.00					3.67	
Presentation				2.67	4.00	4.00	3.50	4.00	3.50					3.83	
Skating Skills				2.67	4.25	4.00	4.00	4.25	4.50					4.17	
<b>Judges Total Program Component Score (factored)</b>													<b>31.16</b>		
<b>Deductions:</b>		Falls	-1.00 (1)										<b>-1.00</b>		

Rank	Name	Nation	Starting Number	Total Segment Score	Total Element Score	Total Program Component Score (factored)				Total Deductions					
8	Saskia ZAINCHKOVSKAYA	GBR	5	66.01	36.88	33.13				-4.00					
#	Executed Elements	Info	Base Value	GOE	J1	J2	J3	J4	J5	J6	J7	J8	J9	Ref.	Scores of Panel
1	3Lz!	F !	5.90	-2.95	-5	-5	-5	-5	-5						2.95
2	3Sq+1A+2A+SEQ	F q	8.70	-1.72	-4	-5	-4	-4	-3						6.98
3	3Lo<	F <	3.92	-1.96	-5	-5	-5	-5	-5						1.96
4	3T<	F <	3.36	-1.68	-5	-5	-5	-5	-5						1.68
5	CCoSp3		3.00	-0.30	-1	0	-1	-1	-1						2.70
6	3S		4.73	x -1.43	-4	-3	-3	-3	-4						3.30
7	2A+2T		5.06	x 0.00	0	0	0	0	-1						5.06
8	FSSp3		2.60	0.00	0	0	0	0	0						2.60
9	CSp2		1.80	-0.18	-1	-1	-2	-1	0						1.62
10	ChSq1		3.00	0.33	1	1	0	1	0						3.33
11	2Lz!	!	2.31	x -0.21	-1	-1	-1	-1	-1						2.10
12	StSq2		2.60	0.00	0	0	0	-1	1						2.60
			<b>46.98</b>											<b>36.88</b>	
Program Components				Factor											
Composition				2.67	3.75	4.00	4.25	4.25	4.00					4.08	
Presentation				2.67	3.75	4.00	4.00	4.00	4.25					4.00	
Skating Skills				2.67	4.25	4.25	4.50	4.50	4.25					4.33	
<b>Judges Total Program Component Score (factored)</b>													<b>33.13</b>		
<b>Deductions:</b>		Falls	-4.00 (3)										<b>-4.00</b>		



**SKATE HELENA 2025**  
**JUDGES DETAILS PER SKATER**  
**WOMEN FREE SKATING**

Rank	Name	Nation	Starting Number	Total Segment Score	Total Element Score	Total Program Component Score (factored)				Total Deductions					
9	Saskia OUDEJANS	NED	6	62.31	27.38	34.93				0.00					
#	Executed Elements	Info	Base Value	GOE	J1	J2	J3	J4	J5	J6	J7	J8	J9	Ref.	Scores of Panel
1	3S<+2Lo<+2T<<	< < <<	5.20	-1.72	-5	-5	-5	-5	-5						3.48
2	3F<	<	4.24	-1.27	-3	-3	-2	-4	-3						2.97
3	1Lo+1T		0.90	-0.08	-1	-2	-2	-3	-1						0.82
4	CCoSp3V		2.25	-0.08	0	0	-1	-1	1						2.17
5	2Lo+1T		2.10	-0.17	0	-1	-1	-1	-1						1.93
6	ChSq1		3.00	-0.50	-1	-1	-2	-1	0						2.50
7	3S<	<	3.78	x -0.69	-2	-2	-2	-3	-2						3.09
8	2Aq	q	3.63	x -1.32	-4	-5	-4	-4	-4						2.31
9	FCCoSp2V		1.88	-0.25	-1	-1	-2	-2	-1						1.63
10	2A<	<	2.90	x -0.62	-3	-2	-2	-3	-2						2.28
11	StSq2		2.60	0.17	1	1	0	0	1						2.77
12	SSp1		1.30	0.13	1	1	1	0	1						1.43
			<b>33.78</b>											<b>27.38</b>	
Program Components				Factor											
Composition				2.67	4.25	4.25	4.25	4.00	4.25					4.25	
Presentation				2.67	4.25	4.25	4.50	4.50	4.00					4.33	
Skating Skills				2.67	4.50	4.75	4.50	4.25	4.50					4.50	
<b>Judges Total Program Component Score (factored)</b>														<b>34.93</b>	
<b>Deductions:</b>															<b>0.00</b>

Rank	Name	Nation	Starting Number	Total Segment Score	Total Element Score	Total Program Component Score (factored)				Total Deductions					
10	Elisavet VOULGARI	GRE	3	54.17	22.46	32.71				-1.00					
#	Executed Elements	Info	Base Value	GOE	J1	J2	J3	J4	J5	J6	J7	J8	J9	Ref.	Scores of Panel
1	3S<<+1Eu+2Sq	<< q	3.10	-0.65	-5	-5	-5	-5	-5						2.45
2	2A<+2T<	< <	3.68	-1.06	-5	-4	-4	-4	-4						2.62
3	2F		1.80	0.00	0	0	1	0	0						1.80
4	FCSp2		2.30	0.00	0	0	0	0	0						2.30
5	1Lz		0.60	-0.02	0	0	-1	-1	0						0.58
6	2F		1.80	0.00	1	0	0	0	0						1.80
7	ChSq1		3.00	-0.33	0	0	-2	-2	0						2.67
8	2S		1.43	x -0.39	-3	-3	-3	-4	0						1.04
9	2A<<	F <<	1.21	x -0.55	-5	-5	-5	-5	-5						0.66
10	StSq3		3.30	-0.22	0	-1	-1	-1	0						3.08
11	CCoSp2V		1.88	0.19	1	1	1	1	2						2.07
12	LSp2		1.90	-0.51	-3	-2	-3	-3	-2						1.39
			<b>26.00</b>											<b>22.46</b>	
Program Components				Factor											
Composition				2.67	4.25	4.50	3.75	4.00	4.50					4.25	
Presentation				2.67	4.00	4.25	4.00	3.75	4.00					4.00	
Skating Skills				2.67	4.00	4.25	3.75	3.50	4.25					4.00	
<b>Judges Total Program Component Score (factored)</b>														<b>32.71</b>	
<b>Deductions:</b>										Falls				-1.00 (1)	
															<b>-1.00</b>

**SKATE HELENA 2025**  
**JUDGES DETAILS PER SKATER**  
**WOMEN FREE SKATING**

Rank	Name	Nation	Starting Number	Total Segment Score	Total Element Score	Total Program Component Score (factored)	Total Deductions								
11	Elif OZCAN	TUR	1	43.92	15.88	28.04	0.00								
#	Executed Elements	Info	Base Value	GOE	J1	J2	J3	J4	J5	J6	J7	J8	J9	Ref.	Scores of Panel
1	2Fe<	e <	1.08	-0.54	-5	-4	-5	-5	-5						0.54
2	2S+1Lo		1.80	0.00	0	0	0	-1	0						1.80
3	2Tq	q	1.30	-0.39	-3	-3	-3	-3	-2						0.91
4	FSSp1		2.00	-0.40	-2	-2	-3	-2	-2						1.60
5	1A+1Eu+1S		2.00	-0.15	-1	-1	-2	-2	-1						1.85
6	StSqB		1.50	-0.20	-2	-2	-1	-1	-1						1.30
7	1S		0.44	x -0.04	-1	-1	-1	-2	-1						0.40
8	2Tq	q	1.43	x -0.52	-4	-4	-4	-5	-3						0.91
9	1A		1.21	x -0.07	-1	0	0	-1	-1						1.14
10	LSpB		1.20	-0.20	-1	-2	-2	-2	-1						1.00
11	ChSq1		3.00	-0.67	-1	-1	-1	-2	-2						2.33
12	CCoSp3		3.00	-0.90	-3	-2	-4	-4	-2						2.10
			<b>19.96</b>												<b>15.88</b>
<b>Program Components</b>				<b>Factor</b>											
	Composition			2.67	3.75	3.75	3.25	3.00	3.75						3.58
	Presentation			2.67	3.75	3.50	3.00	3.25	3.50						3.42
	Skating Skills			2.67	3.50	3.75	3.25	3.25	4.00						3.50
<b>Judges Total Program Component Score (factored)</b>				<b>28.04</b>											
<b>Deductions:</b>							<b>0.00</b>								

<b>Legend:</b>							
#	Sequence number	GOE	Grade of Execution	Jx	Judges (x=1-9)	Ref.	Referee
*	Invalid element	e	Wrong edge	<	Under-rotated jump	<<	Downgraded jump
x	Credit for highlight distribution, base value multiplied by 1.1			!	Not clear edge	REP	Jump repetition
F	Fall	q	Jump landed on the quarter				

# SKATE HELENA 2025

## JUNIOR MEN

Pionir Ice Hall	01 FEB 2025	14:00	Short Program
	02 FEB 2025	12:47	Free Skating

Size of Skating Arena:	30m*60m
Ice Conditions:	very good
Number of Entries:	7
Number of Participants:	7

Entry Withdrawn:
------------------

<b>Short Program</b>		
Duration:	2:40 +/- 10 seconds	
Segment Factor:	1.00	
<b>Program Component Factors:</b>	Composition	1.67
	Presentation	1.67
	Skating Skills	1.67

<b>Free Skating</b>		
Duration:	3:30 +/- 10 seconds	
Segment Factor:	1.00	
<b>Program Component Factors:</b>	Composition	3.33
	Presentation	3.33
	Skating Skills	3.33

**SKATE HELENA 2025**  
**PANEL OF JUDGES**  
**JUNIOR MEN**

**Officials**

Technical Controller	Mr. Matjaz KRUSEC	ISU
Technical Specialist	Ms. Albeno ALADJOVA	ISU
Technical Specialist	Ms. Ksenija JASTSENJSKI SIMIC	ISU

**Judges**

Referee	Ms. Adriana ORDEANU	ISU
Judge No. 1	Mr. Slobodan DELIC	SRB
Judge No. 2	Ms. Sanda DUBRAVCIC SIMUNJAK	CRO
Judge No. 3	Ms. Nadejda HODJEVA	BUL
Judge No. 4	Ms. Rengin GUNAYDIN	TUR
Judge No. 5	Ms. Neda RAKOVIC	SRB

**Data/Replay Operator**

Data Operator	Ms. Melodi YARKIN	ISU
Replay Operator	Ms. Jelena ABAY	ISU

# SKATE HELENA 2025

## RESULTS

### JUNIOR MEN

Pl.	Name Club	Nation	Total Score	SP	FS
1	Gion SCHMID	SUI	188.36	2	1
2	Arin YORKE	GBR	163.47	1	3
3	Mikayel SALAZARYAN	ARM	162.07	4	2
4	Tammaro Stephen WYSS	SUI	150.91	3	4
5	Furkan Emre INCEL	TUR	132.96	5	5
6	Matvey SOKOLOV	ISR	128.54	6	6
7	Selman Ege OZCAN	TUR	63.99	7	7


Ms. Adriana ORDEANU, ISU

Referee



Mr. Matjaz KRUSEC, ISU

Technical Controller



**Legend:**

SP Short Program      FS Free Skating      Pl. Place

# SKATE HELENA 2025

## RESULTS DETAILS

### JUNIOR MEN SHORT PROGRAM

Pl.	Name	Nation	Total Segment Score =	Total Element Score +	Factored Total Component Score +	CO	PR	SK	Deductions -
1	Arin YORKE	GBR	62.14	31.54	30.60	6.08	6.17	6.08	0.00
2	Gion SCHMID	SUI	59.89	32.74	27.15	5.42	5.42	5.42	0.00
3	Tamaro Stephen WYSS	SUI	55.46	28.19	27.27	5.42	5.58	5.33	0.00
4	Mikayel SALAZARYAN	ARM	51.46	27.13	25.33	4.92	5.17	5.08	-1.00
5	Furkan Emre INCEL	TUR	44.60	21.10	24.50	4.92	4.75	5.00	-1.00
6	Matvey SOKOLOV	ISR	44.25	21.00	23.25	4.42	4.50	5.00	0.00
7	Selman Ege OZCAN	TUR	24.41	9.40	15.01	3.08	2.83	3.08	0.00

**Legend:**

CO Composition

Pl. Place

PR Presentation

SK Skating Skills

# SKATE HELENA 2025

## JUDGES DETAILS PER SKATER

### JUNIOR MEN SHORT PROGRAM

Rank	Name	Nation	Starting Number	Total Segment Score	Total Element Score	Total Program Component Score (factored)	Total Deductions
1	Arin YORKE	GBR	7	62.14	31.54	30.60	0.00

#	Executed Elements	Info	Base Value	GOE	J1	J2	J3	J4	J5	J6	J7	J8	J9	Ref.	Scores of Panel
1	3Lz+3T		10.10	1.18	3	2	2	1	2						11.28
2	3F		5.30	1.06	2	2	2	2	2						6.36
3	CCoSp2V		1.88	0.00	1	0	0	0	0						1.88
4	2A		3.30	0.44	2	1	2	1	0						3.74
5	CSSp2		2.30	0.15	2	1	1	0	0						2.45
6	StSq2		2.60	0.43	2	2	2	1	0						3.03
7	FCSp3		2.80	0.00	0	-1	0	1	0						2.80
			<b>28.28</b>												<b>31.54</b>
<b>Program Components</b>				<b>Factor</b>											
	Composition			1.67	6.50	5.75	6.25	6.25	5.50						6.08
	Presentation			1.67	6.25	6.00	6.50	6.25	5.50						6.17
	Skating Skills			1.67	6.25	6.25	6.00	6.00	5.25						6.08
<b>Judges Total Program Component Score (factored)</b>				<b>30.60</b>											

<b>Deductions:</b>	<b>0.00</b>
--------------------	-------------

Rank	Name	Nation	Starting Number	Total Segment Score	Total Element Score	Total Program Component Score (factored)	Total Deductions
2	Gion SCHMID	SUI	5	59.89	32.74	27.15	0.00

#	Executed Elements	Info	Base Value	GOE	J1	J2	J3	J4	J5	J6	J7	J8	J9	Ref.	Scores of Panel
1	3F		5.30	0.53	1	1	1	1	-1						5.83
2	3Lz+3T		10.10	-0.79	-1	-2	-1	-1	-2						9.31
3	FCSp4		3.20	0.21	0	2	1	1	0						3.41
4	2A		3.63	x 0.66	1	3	2	2	2						4.29
5	CCoSp4		3.50	-0.23	0	-2	-1	-1	0						3.27
6	StSq3		3.30	0.33	1	1	1	1	2						3.63
7	CSSp4		3.00	0.00	0	1	0	-1	0						3.00
			<b>32.03</b>												<b>32.74</b>
<b>Program Components</b>				<b>Factor</b>											
	Composition			1.67	5.25	4.75	5.75	5.75	5.25						5.42
	Presentation			1.67	5.25	5.00	5.50	5.75	5.50						5.42
	Skating Skills			1.67	5.50	5.25	5.50	5.50	5.25						5.42
<b>Judges Total Program Component Score (factored)</b>				<b>27.15</b>											

<b>Deductions:</b>	<b>0.00</b>
--------------------	-------------

Rank	Name	Nation	Starting Number	Total Segment Score	Total Element Score	Total Program Component Score (factored)	Total Deductions
3	Tammaro Stephen WYSS	SUI	6	55.46	28.19	27.27	0.00

#	Executed Elements	Info	Base Value	GOE	J1	J2	J3	J4	J5	J6	J7	J8	J9	Ref.	Scores of Panel
1	3T+3T		8.40	-0.56	-1	-2	-1	-1	-2						7.84
2	3F		5.30	-1.59	-2	-3	-3	-3	-3						3.71
3	FCSp4		3.20	-0.53	0	-2	-2	-2	-1						2.67
4	2A		3.63	x 0.66	2	2	2	2	1						4.29
5	CSSp3		2.60	0.35	2	1	1	0	2						2.95
6	StSq3		3.30	0.33	3	1	1	1	1						3.63
7	CCoSp3		3.00	0.10	2	1	0	-1	0						3.10
			<b>29.43</b>												<b>28.19</b>
<b>Program Components</b>				<b>Factor</b>											
	Composition			1.67	6.25	5.00	5.50	5.50	5.25						5.42
	Presentation			1.67	5.75	5.50	5.50	5.75	5.50						5.58
	Skating Skills			1.67	6.00	5.25	5.25	5.25	5.50						5.33
<b>Judges Total Program Component Score (factored)</b>				<b>27.27</b>											

<b>Deductions:</b>	<b>0.00</b>
--------------------	-------------

**SKATE HELENA 2025**  
**JUDGES DETAILS PER SKATER**  
**JUNIOR MEN SHORT PROGRAM**

Rank	Name	Nation	Starting Number	Total Segment Score	Total Element Score	Total Program Component Score (factored)	Total Deductions								
4	Mikayel SALAZARYAN	ARM	3	51.46	27.13	25.33	-1.00								
#	Executed Elements	Info	Base Value	GOE	J1	J2	J3	J4	J5	J6	J7	J8	J9	Ref.	Scores of Panel
1	3A		8.00	-1.87	-1	-2	-2	-3	-3						6.13
2	3Lz+2T		7.20	-0.59	0	-1	-1	-1	-1						6.61
3	CSSp3		2.60	0.00	1	0	0	-1	0						2.60
4	3Fq	q	5.83	x -1.06	-3	-2	-2	-2	-2						4.77
5	FCSp4		3.20	0.00	1	-1	0	0	0						3.20
6	StSq1		1.80	0.12	2	0	0	1	1						1.92
7	CCoSp3		3.00	-1.10	-3	-4	-4	-4	0						1.90
			<b>31.63</b>												<b>27.13</b>
Program Components			Factor												
Composition			1.67	4.50	4.25	5.25	5.25	5.00			4.92				
Presentation			1.67	5.25	4.00	5.00	5.25	5.25			5.17				
Skating Skills			1.67	5.25	4.75	5.00	5.00	5.25			5.08				
<b>Judges Total Program Component Score (factored)</b>										<b>25.33</b>					
<b>Deductions:</b>			Time violation -1.00							<b>-1.00</b>					

Rank	Name	Nation	Starting Number	Total Segment Score	Total Element Score	Total Program Component Score (factored)	Total Deductions								
5	Furkan Emre INCEL	TUR	2	44.60	21.10	24.50	-1.00								
#	Executed Elements	Info	Base Value	GOE	J1	J2	J3	J4	J5	J6	J7	J8	J9	Ref.	Scores of Panel
1	3A<<	<<	3.30	-1.65	-5	-5	-5	-5	-5						1.65
2	3Lze<<COMBO	F e <	3.54	-1.77	-5	-5	-5	-5	-5						1.77
3	FCSp4		3.20	-0.11	-2	-1	0	0	1						3.09
4	3F	x	5.83	-0.35	-1	-1	0	0	-2						5.48
5	CCoSp4		3.50	-0.12	-1	-1	0	1	0						3.38
6	StSq3		3.30	0.44	2	0	1	1	2						3.74
7	CSSp2		2.30	-0.31	-2	-2	-1	-1	1						1.99
			<b>24.97</b>												<b>21.10</b>
Program Components			Factor												
Composition			1.67	3.75	4.50	5.25	5.75	5.00			4.92				
Presentation			1.67	4.00	3.75	5.00	5.50	5.25			4.75				
Skating Skills			1.67	3.75	4.50	5.25	5.75	5.25			5.00				
<b>Judges Total Program Component Score (factored)</b>										<b>24.50</b>					
<b>Deductions:</b>			Falls -1.00 (1)							<b>-1.00</b>					

Rank	Name	Nation	Starting Number	Total Segment Score	Total Element Score	Total Program Component Score (factored)	Total Deductions								
6	Matvey SOKOLOV	ISR	4	44.25	21.00	23.25	0.00								
#	Executed Elements	Info	Base Value	GOE	J1	J2	J3	J4	J5	J6	J7	J8	J9	Ref.	Scores of Panel
1	2Lz<<COMBO	<	1.68	-0.84	-5	-5	-5	-5	-5						0.84
2	3F		5.30	-0.35	-2	-1	0	0	-1						4.95
3	FCSp2		2.30	-0.54	-3	-3	-2	-2	-2						1.76
4	StSq3		3.30	0.33	2	1	1	1	1						3.63
5	2A	x	3.63	0.00	0	0	0	0	0						3.63
6	CCoSp4		3.50	0.00	2	0	0	0	0						3.50
7	CSSp3		2.60	0.09	1	1	-1	-1	1						2.69
			<b>22.31</b>												<b>21.00</b>
Program Components			Factor												
Composition			1.67	5.75	4.25	4.50	4.50	4.25			4.42				
Presentation			1.67	5.50	4.50	4.50	4.50	4.50			4.50				
Skating Skills			1.67	5.75	4.75	5.00	5.25	4.25			5.00				
<b>Judges Total Program Component Score (factored)</b>										<b>23.25</b>					
<b>Deductions:</b>										<b>0.00</b>					



**SKATE HELENA 2025**  
**JUDGES DETAILS PER SKATER**  
**JUNIOR MEN SHORT PROGRAM**

Rank	Name	Nation	Starting Number	Total Segment Score	Total Element Score	Total Program Component Score (factored)				Total Deductions					
7	Selman Ege OZCAN	TUR	1	24.41	9.40	15.01				0.00					
#	Executed Elements	Info	Base Value	GOE	J1	J2	J3	J4	J5	J6	J7	J8	J9	Ref.	Scores of Panel
1	2A<	<	2.64	-0.79	-3	-4	-2	-3	-3						1.85
2	2Lo+COMBO		1.70	-0.85	-5	-5	-5	-5	-5						0.85
3	FCSp3		2.80	-0.56	-3	-3	-2	-1	-1						2.24
4	2F		1.80	-0.30	-2	-2	-1	-1	-2						1.50
5	CSSp1		1.90	-0.38	-4	-3	-2	-1	0						1.52
6	CCoSp		0.00	0.00	-	-	-	-	-						0.00
7	StSq1		1.80	-0.36	-3	-2	-2	-2	-2						1.44
			<b>12.64</b>												<b>9.40</b>
<b>Program Components</b>				<b>Factor</b>											
	Composition			1.67	3.25	3.00	3.00	3.00	3.50						3.08
	Presentation			1.67	3.00	2.50	2.75	2.75	3.50						2.83
	Skating Skills			1.67	2.75	3.25	3.00	3.00	3.50						3.08
<b>Judges Total Program Component Score (factored)</b>														<b>15.01</b>	
<b>Deductions:</b>														<b>0.00</b>	

Legend:							
#	Sequence number	GOE	Grade of Execution	Jx	Judges (x=1-9)	Ref.	Referee
e	Wrong edge	<	Under-rotated jump	<<	Downgraded jump		
x	Credit for highlight distribution, base value multiplied by 1.1			F	Fall	q	Jump landed on the quarter

# SKATE HELENA 2025

## RESULTS DETAILS

### JUNIOR MEN FREE SKATING

Pl.	Name	Nation	Total Segment Score =	Total Element Score +	Factored Total Component Score +	CO	PR	SK	Deductions -
1	Gion SCHMID	SUI	128.47	63.80	64.67	6.50	6.67	6.25	0.00
2	Mikayel SALAZARYAN	ARM	110.61	62.60	48.01	4.83	4.67	4.92	0.00
3	Arin YORKE	GBR	101.33	47.69	56.64	5.67	5.67	5.67	-3.00
4	Tammaro Stephen WYSS	SUI	95.45	44.30	52.15	5.08	5.25	5.33	-1.00
5	Furkan Emre INCEL	TUR	88.36	41.25	49.11	5.00	4.83	4.92	-2.00
6	Matvey SOKOLOV	ISR	84.29	45.43	38.86	3.83	3.67	4.17	0.00
7	Selman Ege OZCAN	TUR	39.58	15.38	27.20	2.83	2.67	2.67	-3.00

**Legend:**

CO Composition

Pl. Place

PR Presentation

SK Skating Skills

**SKATE HELENA 2025**  
**JUDGES DETAILS PER SKATER**  
**JUNIOR MEN FREE SKATING**

Rank	Name	Nation	Starting Number	Total Segment Score	Total Element Score	Total Program Component Score (factored)	Total Deductions
1	Gion SCHMID	SUI	6	128.47	63.80	64.67	0.00

#	Executed Elements	Info	Base Value	GOE	J1	J2	J3	J4	J5	J6	J7	J8	J9	Ref.	Scores of Panel
1	3Lz+3T		10.10	1.38	3	2	3	2	2						11.48
2	3F		5.30	0.88	2	1	2	2	1						6.18
3	3Lz+1Eu+2S		7.70	0.79	2	2	1	0	1						8.49
4	2A		3.30	0.66	3	2	2	2	2						3.96
5	FSSp4		3.00	0.60	4	2	2	1	2						3.60
6	3Loq	q	5.39	x -1.14	-3	-2	-2	-1	-3						4.25
7	3S+3T		9.35	x 0.72	2	2	2	1	1						10.07
8	ChSq1		3.00	1.33	2	3	3	3	2						4.33
9	2A		3.63	x 0.66	2	2	2	1	2						4.29
10	FCoSp3		3.00	0.30	1	2	1	0	1						3.30
11	CCoSp4		3.50	0.35	2	1	1	1	1						3.85
			<b>57.27</b>												<b>63.80</b>
<b>Program Components</b>				<b>Factor</b>											
Composition				3.33	6.50	6.50	6.75	6.25	6.50						6.50
Presentation				3.33	6.75	6.50	6.75	6.50	6.75						6.67
Skating Skills				3.33	6.00	6.25	6.50	6.00	6.75						6.25
<b>Judges Total Program Component Score (factored)</b>															<b>64.67</b>

**Deductions:** 0.00

Rank	Name	Nation	Starting Number	Total Segment Score	Total Element Score	Total Program Component Score (factored)	Total Deductions
2	Mikayel SALAZARYAN	ARM	4	110.61	62.60	48.01	0.00

#	Executed Elements	Info	Base Value	GOE	J1	J2	J3	J4	J5	J6	J7	J8	J9	Ref.	Scores of Panel
1	3Lz+3T		10.10	-0.20	2	0	0	-1	-1						9.90
2	3A		8.00	0.00	0	0	0	0	-1						8.00
3	3F+2A+2A+SEQ		11.90	-0.53	-1	-2	-1	-1	-1						11.37
4	3F+2T		6.60	0.00	0	0	0	-1	0						6.60
5	FCSp4		3.20	-0.11	0	0	-1	-1	0						3.09
6	ChSq1		3.00	0.00	2	-1	0	0	0						3.00
7	3Lz		6.49	x 0.00	1	0	0	0	0						6.49
8	3S		4.73	x 0.00	0	0	0	0	0						4.73
9	3Loq	q	5.39	x -1.31	-3	-3	-2	-3	-2						4.08
10	CCoSp3		3.00	0.00	0	0	0	0	0						3.00
11	CSSp3		2.60	-0.26	-1	-1	-1	-1	0						2.34
			<b>65.01</b>												<b>62.60</b>
<b>Program Components</b>				<b>Factor</b>											
Composition				3.33	4.50	4.50	5.25	5.25	4.75						4.83
Presentation				3.33	4.00	4.00	5.00	5.25	5.00						4.67
Skating Skills				3.33	4.75	4.75	5.00	5.00	5.00						4.92
<b>Judges Total Program Component Score (factored)</b>															<b>48.01</b>

**Deductions:** 0.00

**SKATE HELENA 2025**  
**JUDGES DETAILS PER SKATER**  
**JUNIOR MEN FREE SKATING**

Rank	Name	Nation	Starting Number	Total Segment Score	Total Element Score	Total Program Component Score (factored)	Total Deductions
3	Arin YORKE	GBR	7	101.33	47.69	56.64	-3.00

#	Executed Elements	Info	Base Value	GOE	J1	J2	J3	J4	J5	J6	J7	J8	J9	Ref.	Scores of Panel
1	3F+3T	F	9.50	-2.65	-5	-5	-5	-5	-5						6.85
2	3Lz		5.90	1.18	2	2	2	2	1						7.08
3	3Loq	F q	4.90	-2.45	-5	-5	-5	-5	-5						2.45
4	3F<	F <	4.24	-2.12	-5	-5	-5	-5	-5						2.12
5	CCoSp2V		1.88	0.06	2	0	0	1	0						1.94
6	2A+3T		8.25	x 0.14	1	1	0	0	0						8.39
7	2A+2T		5.06	x -0.22	0	-1	0	-1	-1						4.84
8	3S		4.73	x -0.29	0	-1	0	-1	-1						4.44
9	CSSp3		2.60	0.26	1	1	1	1	1						2.86
10	ChSq1		3.00	0.83	2	1	1	1	3	2					3.83
11	FCSp3		2.80	0.09	1	-1	0	0	1						2.89
			<b>52.86</b>												<b>47.69</b>
<b>Program Components</b>				<b>Factor</b>											
Composition				3.33	5.75	5.00	5.75	5.50	5.75						5.67
Presentation				3.33	5.50	5.25	5.75	5.75	6.00						5.67
Skating Skills				3.33	5.50	5.50	6.25	5.50	6.00						5.67
<b>Judges Total Program Component Score (factored)</b>															<b>56.64</b>

<b>Deductions:</b>	Falls	-3.00 (3)	<b>-3.00</b>
--------------------	-------	-----------	--------------

Rank	Name	Nation	Starting Number	Total Segment Score	Total Element Score	Total Program Component Score (factored)	Total Deductions
4	Tamarro Stephen WYSS	SUI	5	95.45	44.30	52.15	-1.00

#	Executed Elements	Info	Base Value	GOE	J1	J2	J3	J4	J5	J6	J7	J8	J9	Ref.	Scores of Panel
1	3Lz!	F !	5.90	-2.95	-5	-5	-5	-5	-5						2.95
2	3Lo		4.90	0.49	1	1	1	1	1						5.39
3	3S+2T		5.60	0.00	1	0	0	0	0						5.60
4	2A		3.30	0.11	1	1	0	0	0						3.41
5	FCSp2		2.30	-0.46	-2	-2	-1	-3	-2						1.84
6	ChSq1		3.00	0.67	2	2	1	1	1						3.67
7	CCoSp3		3.00	-0.30	1	-1	-1	-2	-1						2.70
8	3Lo+2A+SEQ		9.02	x -1.47	-2	-3	-3	-3	-3						7.55
9	3T		4.62	x -0.98	-2	-3	-1	-2	-3						3.64
10	3T+2T		6.05	x -1.40	-3	-4	-4	-3	-3						4.65
11	CSSp4		3.00	-0.10	2	1	-1	-2	-1						2.90
			<b>50.69</b>												<b>44.30</b>
<b>Program Components</b>				<b>Factor</b>											
Composition				3.33	5.50	4.75	5.25	5.25	4.75						5.08
Presentation				3.33	5.75	5.00	5.25	5.50	5.00						5.25
Skating Skills				3.33	5.50	5.25	5.50	5.25	4.75						5.33
<b>Judges Total Program Component Score (factored)</b>															<b>52.15</b>

<b>Deductions:</b>	Falls	-1.00 (1)	<b>-1.00</b>
--------------------	-------	-----------	--------------

**SKATE HELENA 2025**  
**JUDGES DETAILS PER SKATER**  
**JUNIOR MEN FREE SKATING**

Rank	Name	Nation	Starting Number	Total Segment Score	Total Element Score	Total Program Component Score (factored)	Total Deductions
5	Furkan Emre INCEL	TUR	3	88.36	41.25	49.11	-2.00

#	Executed Elements	Info	Base Value	GOE	J1	J2	J3	J4	J5	J6	J7	J8	J9	Ref.	Scores of Panel
1	3Lzq	F q	5.90	-2.95	-5	-5	-5	-5	-5						2.95
2	3F		5.30	1.06	2	2	2	2	2						6.36
3	3Lo		4.90	-1.31	-3	-3	-2	-2	-3						3.59
4	3S		4.30	0.43	1	2	1	1	1						4.73
5	FCSp3		2.80	0.28	2	1	1	1	1						3.08
6	1Lz+2T		2.09	x 0.00	0	0	0	0	0						2.09
7	3Fq+REP	F q	4.08	x -2.65	-5	-5	-5	-5	-5						1.43
8	ChSq1		3.00	0.33	0	0	1	1	1						3.33
9	2A+2A+2T+SEQ		8.69	x -1.10	-4	-4	-3	-3	-2						7.59
10	CCoSp4		3.50	0.00	1	0	0	0	0						3.50
11	CSSp3		2.60	0.00	1	-1	0	0	0						2.60
			<b>47.16</b>												<b>41.25</b>
<b>Program Components</b>				<b>Factor</b>											
Composition					3.33	4.75	4.50	5.25	5.00	5.25					5.00
Presentation					3.33	4.50	4.00	5.25	4.75	5.25					4.83
Skating Skills					3.33	3.75	4.50	5.00	5.25	5.50					4.92
<b>Judges Total Program Component Score (factored)</b>															<b>49.11</b>
<b>Deductions:</b>			Falls		-2.00	(2)									<b>-2.00</b>

Rank	Name	Nation	Starting Number	Total Segment Score	Total Element Score	Total Program Component Score (factored)	Total Deductions
6	Matvey SOKOLOV	ISR	2	84.29	45.43	38.86	0.00

#	Executed Elements	Info	Base Value	GOE	J1	J2	J3	J4	J5	J6	J7	J8	J9	Ref.	Scores of Panel
1	3Lz		5.90	-1.77	-3	-3	-3	-4	-3						4.13
2	CSSp4		3.00	0.00	0	1	0	0	0						3.00
3	2A		3.30	0.00	1	0	0	0	0						3.30
4	2F+2T		3.10	-0.06	-2	0	0	0	-1						3.04
5	3F		5.30	0.00	1	0	0	0	0						5.30
6	FCCoSp4		3.50	-0.35	0	-2	-1	-1	-1						3.15
7	3T+2A+2T+SEQ		9.68	x 0.00	1	0	0	0	0						9.68
8	3S+2Lo		6.60	x 0.00	1	0	0	0	0						6.60
9	ChSq1		3.00	-0.50	-1	-1	-1	-2	0						2.50
10	3S		4.73	x 0.00	0	0	0	0	0						4.73
11	CSp1*	*	0.00	0.00	-	-	-	-	-						0.00
			<b>48.11</b>												<b>45.43</b>
<b>Program Components</b>				<b>Factor</b>											
Composition					3.33	3.75	3.75	3.75	4.00	4.00					3.83
Presentation					3.33	3.50	3.50	3.75	3.75	4.25					3.67
Skating Skills					3.33	3.50	4.00	4.25	4.50	4.25					4.17
<b>Judges Total Program Component Score (factored)</b>															<b>38.86</b>
<b>Deductions:</b>															<b>0.00</b>

**SKATE HELENA 2025**  
**JUDGES DETAILS PER SKATER**  
**JUNIOR MEN FREE SKATING**

Rank	Name	Nation	Starting Number	Total Segment Score	Total Element Score	Total Program Component Score (factored)	Total Deductions								
7	Selman Ege OZCAN	TUR	1	39.58	15.38	27.20	-3.00								
#	Executed Elements	Info	Base Value	GOE	J1	J2	J3	J4	J5	J6	J7	J8	J9	Ref.	Scores of Panel
1	2Aq	q	3.30	-0.99	-3	-3	-3	-3	-4						2.31
2	3Lo<<	<<	1.70	-0.85	-4	-5	-5	-5	-5						0.85
3	2F+1A+1A+SEQ		4.00	-0.30	-2	-2	-1	-1	-2						3.70
4	2Lz<<	F <<	0.60	-0.30	-5	-5	-5	-5	-5						0.30
5	FCSp2		2.30	-0.69	-3	-4	-3	-3	-3						1.61
6	CCoSp		0.00	0.00	-	-	-	-	-						0.00
7	ChSq1		3.00	-0.67	-1	-1	-1	-2	-2						2.33
8	2Fq	q	1.98	x -0.54	-3	-3	-2	-3	-3						1.44
9	2Lzq	F q	2.31	x -1.05	-5	-5	-5	-5	-5						1.26
10	2A<	<	2.90	x -1.32	-4	-5	-5	-5	-5						1.58
11	SSp	F	0.00	0.00	-	-	-	-	-						0.00
			<b>22.09</b>												<b>15.38</b>
Program Components				Factor											
Composition				3.33	3.00	2.75	2.75	3.00	2.75					2.83	
Presentation				3.33	2.75	2.25	2.50	2.75	2.75					2.67	
Skating Skills				3.33	2.50	2.75	2.50	2.75	2.75					2.67	
<b>Judges Total Program Component Score (factored)</b>													<b>27.20</b>		
<b>Deductions:</b>			Falls	-3.00 (3)									<b>-3.00</b>		

Legend:							
#	Sequence number	GOE	Grade of Execution	Jx	Judges (x=1-9)	Ref.	Referee
*	Invalid element	<	Under-rotated jump	<<	Downgraded jump	REP	Jump repetition
x	Credit for highlight distribution, base value multiplied by 1.1			!	Not clear edge		
F	Fall	q	Jump landed on the quarter				

# SKATE HELENA 2025

## JUNIOR WOMEN

Pionir Ice Hall	01 FEB 2025	9:15	Short Program
	02 FEB 2025	9:30	Free Skating

Size of Skating Arena:	30m*60m
Ice Conditions:	very good
Number of Entries:	37
Number of Participants:	37

Entry Withdrawn:
------------------

<b>Short Program</b>		
Duration:	2:40 +/- 10 seconds	
Segment Factor:	1.00	
<b>Program Component Factors:</b>	Composition	1.33
	Presentation	1.33
	Skating Skills	1.33

<b>Free Skating</b>		
Duration:	3:30 +/- 10 seconds	
Segment Factor:	1.00	
<b>Program Component Factors:</b>	Composition	2.67
	Presentation	2.67
	Skating Skills	2.67

**SKATE HELENA 2025**  
**PANEL OF JUDGES**  
**JUNIOR WOMEN**

**Officials**

Technical Controller	Mr. Matjaz KRUSEC	SLO
Technical Specialist	Ms. Ksenija JASTSENJSKI SIMIC	SRB
Technical Specialist	Ms. Albena ALADJOVA	BUL

**Judges**

Referee	Ms. Adriana ORDEANU	ROU
Judge No. 1	Mr. Slobodan DELIC	SRB
Judge No. 2	Ms. Sanda DUBRAVCIC SIMUNJAK	CRO
Judge No. 3	Ms. Nadejda HODJEVA	BUL
Judge No. 4	Ms. Rengin GUNAYDIN	TUR
Judge No. 5	Ms. Neda RAKOVIC	SRB

**Data/Replay Operator**

Data Operator	Ms. Melodi YARKIN	TUR
Replay Operator	Ms. Svetoslava RYADKOVA	BUL



**SKATE HELENA 2025****RESULTS****JUNIOR WOMEN**

Pl.	Name Club	Nation	Total Score	SP	FS
1	Stefania GLADKI	FRA	179.30	1	1
2	Olivia LENGYELOVA	SVK	169.61	2	3
3	Alica LENGYELOVA	SVK	164.28	4	2
4	Eugenia SEKULOVSKI	SUI	155.17	3	4
5	Simona TKACHMAN	ISR	145.67	5	7
6	Krista GEORGIEVA	BUL	136.21	16	5
7	Stefania YAKOVLEVA	CYP	134.00	8	8
8	Sayra BESSIRE	SUI	131.65	17	6
9	Arina VOROBEOVA	GBR	129.77	6	11
10	Cayetana GONZALEZ	MEX	126.89	7	9
11	Ana SCEPANOVIC	SRB	123.53	10	10
12	Valentina ANDRIANOVA	GER	116.74	14	12
13	Polina BYKOVA	SLO	116.37	11	13
14	Lucka FORTUNA	SLO	113.74	12	14
15	Zoja KRAMAR	SLO	109.08	9	17
16	Neza Rikke RUTAR	SLO	106.09	19	15
17	Mila SCHORI	SUI	104.31	20	16
18	Meri MARINAC	CRO	103.31	15	19
19	Neza LUSIC	SLO	100.17	18	18
20	Ksenija HEIMANE	LAT	95.24	21	20
21	Maria ILIEVA	BUL	92.42	23	21
22	Tsvetelina PANOVA	BUL	87.12	22	22
23	Sofia VUTOVA	BUL	82.86	24	23
Withdrawn	Ula ZADNIKAR	SLO	42.73	13	WD
Final Not Reached	25 Eva SUZNJEVIC	BIH	30.06	25	

# SKATE HELENA 2025

## RESULTS

### JUNIOR WOMEN

26	Liana SMREKAR	SLO	28.59	26
27	Eva SOVIC	CRO	28.09	27
28	Buse SEZERER	TUR	27.06	28
29	Valeria GUSAROVA	SRB	26.31	29
30	Marta KAIC	CRO	23.81	30
31	Diana MARJANOVIC	SRB	23.01	31
32	Bruna BARIC	CRO	22.58	32
33	Isidora ISJANOVSKI	MKD	22.07	33
34	Marta BABIC	CRO	19.96	34
Withdrawn				
	Leyli AKHUNDOVA	AZE		WD
	Milena VELCHEVA	BUL		WD
	Brigitta Eva INCZE	HUN		WD


**Ms. Adriana ORDEANU, ROU**

Referee



**Mr. Matjaz KRUSEC, SLO**

Technical Controller



**Legend:**

<b>SP</b>	Short Program	<b>FS</b>	Free Skating	<b>WD</b>	Withdrawn	<b>Pl.</b>	Place
-----------	---------------	-----------	--------------	-----------	-----------	------------	-------

# SKATE HELENA 2025

## RESULTS DETAILS

### JUNIOR WOMEN SHORT PROGRAM

Pl.	Name	Nation	Total Segment Score =	Total Element Score +	Factored Total Component Score +	CO	PR	SK	Deductions -
1	Stefania GLADKI	FRA	63.45	37.51	25.94	6.58	6.42	6.50	0.00
2	Olivia LENGYELOVA	SVK	60.64	35.37	25.27	6.25	6.42	6.33	0.00
3	Eugenia SEKULOVSKI	SUI	55.41	31.03	24.38	6.33	5.92	6.08	0.00
4	Alica LENGYELOVA	SVK	55.19	30.37	24.82	6.33	6.08	6.25	0.00
5	Simona TKACHMAN	ISR	52.57	29.63	23.94	6.08	5.92	6.00	-1.00
6	Arina VOROBEOVA	GBR	52.26	30.08	22.18	5.50	5.42	5.75	0.00
7	Cayetana GONZALEZ	MEX	47.26	25.65	21.61	5.42	5.58	5.25	0.00
8	Stefania YAKOVLEVA	CYP	46.40	24.23	22.17	5.58	5.42	5.67	0.00
9	Zoja KRAMAR	SLO	44.28	22.67	22.61	5.58	5.75	5.67	-1.00
10	Ana SCEPANOVIC	SRB	44.06	23.65	20.41	5.17	5.00	5.17	0.00
11	Polina BYKOVA	SLO	43.55	23.60	20.95	5.25	5.17	5.33	-1.00
12	Lucka FORTUNA	SLO	42.91	22.85	20.06	5.00	5.00	5.08	0.00
13	Ula ZADNIKAR	SLO	42.73	22.44	20.29	5.08	5.17	5.00	0.00
14	Valentina ANDRIANOVA	GER	42.66	22.37	20.29	5.08	5.00	5.17	0.00
15	Meri MARINAC	CRO	40.89	20.48	20.41	5.17	5.00	5.17	0.00
16	Krista GEORGIEVA	BUL	40.84	20.34	20.50	5.08	5.25	5.08	0.00
17	Sayra BESSIRE	SUI	38.33	21.37	18.96	4.75	4.50	5.00	-2.00
18	Neza LUSIC	SLO	35.64	18.58	17.06	4.25	4.25	4.33	0.00
19	Neza Rikke RUTAR	SLO	35.32	18.24	18.08	4.67	4.50	4.42	-1.00
20	Mila SCHORI	SUI	34.80	18.17	17.63	4.50	4.33	4.42	-1.00
21	Ksenija HEIMANE	LAT	33.50	14.44	20.06	4.83	5.08	5.17	-1.00
22	Tsvetelina PANOVA	BUL	32.90	14.94	17.96	4.50	4.58	4.42	0.00
23	Maria ILIEVA	BUL	32.61	17.54	16.07	4.00	4.00	4.08	-1.00
24	Sofia VUTOVA	BUL	31.06	14.43	16.63	4.25	4.08	4.17	0.00
25	Eva SUZNJEVIC	BIH	30.06	15.33	14.73	3.67	3.58	3.83	0.00
26	Liana SMREKAR	SLO	28.59	13.62	15.97	4.08	3.75	4.17	-1.00
27	Eva SOVIC	CRO	28.09	14.00	14.09	3.67	3.50	3.42	0.00
28	Buse SEZERER	TUR	27.06	11.55	15.51	3.83	4.08	3.75	0.00
29	Valeria GUSAROVA	SRB	26.31	12.47	14.84	3.83	3.50	3.83	-1.00
30	Marta KAIC	CRO	23.81	9.51	14.30	3.67	3.50	3.58	0.00
31	Diana MARJANOVIC	SRB	23.01	8.61	15.40	3.83	3.67	4.08	-1.00
32	Bruna BARIC	CRO	22.58	10.29	13.29	3.33	3.33	3.33	-1.00
33	Isidora ISJANOVSKI	MKD	22.07	10.53	12.54	3.17	3.17	3.08	-1.00
34	Marta BABIC	CRO	19.96	8.66	11.30	2.83	2.75	2.92	0.00

#### Legend:

CO Composition      Pl. Place      PR Presentation      SK Skating Skills

**SKATE HELENA 2025**  
**JUDGES DETAILS PER SKATER**  
**JUNIOR WOMEN SHORT PROGRAM**

Rank	Name	Nation	Starting Number	Total Segment Score	Total Element Score	Total Program Component Score (factored)	Total Deductions
1	Stefania GLADKI	FRA	13	63.45	37.51	25.94	0.00

#	Executed Elements	Info	Base Value	GOE	J1	J2	J3	J4	J5	J6	J7	J8	J9	Ref.	Scores of Panel
1	2A		3.30	0.66	2	2	2	2	1						3.96
2	3F		5.30	1.06	2	3	2	2	2						6.36
3	FCSp4		3.20	0.64	2	2	2	2	2						3.84
4	3Lz+3T		11.11	x 0.79	1	1	2	2	0						11.90
5	LSp4		2.70	0.72	2	2	3	3	3						3.42
6	StSq3		3.30	0.88	2	2	3	3	3						4.18
7	CCoSp4		3.50	0.35	1	1	1	1	2						3.85
			<b>32.41</b>												<b>37.51</b>
<b>Program Components</b>			<b>Factor</b>												
	Composition			1.33	6.50	6.75	6.75	6.50	5.50						6.58
	Presentation			1.33	6.00	7.25	7.00	6.25	5.50						6.42
	Skating Skills			1.33	6.25	7.00	6.75	6.50	5.50						6.50
	<b>Judges Total Program Component Score (factored)</b>														<b>25.94</b>

**Deductions:** 0.00

Rank	Name	Nation	Starting Number	Total Segment Score	Total Element Score	Total Program Component Score (factored)	Total Deductions
2	Olivia LENGYELOVA	SVK	16	60.64	35.37	25.27	0.00

#	Executed Elements	Info	Base Value	GOE	J1	J2	J3	J4	J5	J6	J7	J8	J9	Ref.	Scores of Panel
1	2A		3.30	0.99	3	2	3	3	3						4.29
2	3Lz+3T		10.10	-1.18	-2	-3	-2	-2	-2						8.92
3	FCSp4		3.20	0.43	1	1	1	2	2						3.63
4	3F		5.83	x 1.24	2	3	2	3	2						7.07
5	CCoSp4		3.50	0.58	2	1	2	1	3						4.08
6	StSq3		3.30	0.66	2	2	2	2	2						3.96
7	LSp4		2.70	0.72	2	3	3	3	2						3.42
			<b>31.93</b>												<b>35.37</b>
<b>Program Components</b>			<b>Factor</b>												
	Composition			1.33	6.50	6.25	6.50	6.00	4.75						6.25
	Presentation			1.33	6.50	6.50	6.50	6.25	5.00						6.42
	Skating Skills			1.33	6.75	6.50	6.25	6.25	5.00						6.33
	<b>Judges Total Program Component Score (factored)</b>														<b>25.27</b>

**Deductions:** 0.00

Rank	Name	Nation	Starting Number	Total Segment Score	Total Element Score	Total Program Component Score (factored)	Total Deductions
3	Eugenia SEKULOVSKI	SUI	22	55.41	31.03	24.38	0.00

#	Executed Elements	Info	Base Value	GOE	J1	J2	J3	J4	J5	J6	J7	J8	J9	Ref.	Scores of Panel
1	3Lzq+3T<	q <	9.26	-2.16	-4	-4	-4	-3	-3						7.10
2	3F		5.30	1.06	2	2	2	2	0						6.36
3	CCoSp4		3.50	0.00	2	-1	0	0	0						3.50
4	2A		3.63	x 0.11	-1	1	1	1	-1						3.74
5	FCSp4		3.20	0.11	2	0	1	0	0						3.31
6	StSq3		3.30	0.66	3	2	2	2	1						3.96
7	LSp4		2.70	0.36	3	1	2	1	1						3.06
			<b>30.89</b>												<b>31.03</b>
<b>Program Components</b>			<b>Factor</b>												
	Composition			1.33	6.50	6.50	6.25	6.25	4.75						6.33
	Presentation			1.33	6.50	6.00	6.00	5.75	5.00						5.92
	Skating Skills			1.33	6.25	6.25	6.00	6.00	4.75						6.08
	<b>Judges Total Program Component Score (factored)</b>														<b>24.38</b>

**Deductions:** 0.00

**SKATE HELENA 2025**  
**JUDGES DETAILS PER SKATER**  
**JUNIOR WOMEN SHORT PROGRAM**

Rank	Name	Nation	Starting Number	Total Segment Score	Total Element Score	Total Program Component Score (factored)	Total Deductions									
4	Alica LENGYELOVA	SVK	6	55.19	30.37	24.82	0.00									
#	Executed Elements	Info	Base Value	GOE	J1	J2	J3	J4	J5	J6	J7	J8	J9	Ref.	Scores of Panel	
1	3F		5.30	-1.59	-2	-3	-3	-3	-3						3.71	
2	2A		3.30	0.66	2	2	2	2	1						3.96	
3	CCoSp4		3.50	0.70	2	2	2	2	1						4.20	
4	3Lz+3T<	<	10.19	x -0.98	-2	-2	-2	-1	-1						9.21	
5	FCSp2		2.30	0.31	2	1	1	2	0						2.61	
6	StSq3		3.30	0.66	3	2	2	2	2						3.96	
7	LSp3		2.40	0.32	2	2	0	0	2						2.72	
			<b>30.29</b>												<b>30.37</b>	
<b>Program Components</b>			<b>Factor</b>													
Composition			1.33	6.50	6.75	6.25	6.25	4.50								6.33
Presentation			1.33	6.25	6.75	6.00	6.00	4.75								6.08
Skating Skills			1.33	6.00	6.50	6.25	6.50	4.50								6.25
<b>Judges Total Program Component Score (factored)</b>													<b>24.82</b>			
<b>Deductions:</b>															<b>0.00</b>	

Rank	Name	Nation	Starting Number	Total Segment Score	Total Element Score	Total Program Component Score (factored)	Total Deductions									
5	Simona TKACHMAN	ISR	34	52.57	29.63	23.94	-1.00									
#	Executed Elements	Info	Base Value	GOE	J1	J2	J3	J4	J5	J6	J7	J8	J9	Ref.	Scores of Panel	
1	2A		3.30	0.33	2	1	1	1	1						3.63	
2	3S+3T<	F <	7.66	-2.15	-5	-5	-5	-5	-5						5.51	
3	CCoSp4		3.50	0.70	2	1	2	2	2						4.20	
4	3F		5.83	x 0.53	2	1	1	1	1						6.36	
5	FCSp4		3.20	0.64	2	2	2	2	2						3.84	
6	StSq2		2.60	0.52	2	2	2	2	2						3.12	
7	LSp4		2.70	0.27	2	1	1	1	1						2.97	
			<b>28.79</b>												<b>29.63</b>	
<b>Program Components</b>			<b>Factor</b>													
Composition			1.33	6.25	5.75	6.25	6.25	5.50								6.08
Presentation			1.33	6.00	5.75	6.00	6.00	5.75								5.92
Skating Skills			1.33	6.00	6.00	6.00	6.00	5.50								6.00
<b>Judges Total Program Component Score (factored)</b>													<b>23.94</b>			
<b>Deductions:</b>							Falls	-1.00 (1)								<b>-1.00</b>

Rank	Name	Nation	Starting Number	Total Segment Score	Total Element Score	Total Program Component Score (factored)	Total Deductions									
6	Arina VOROBEVA	GBR	24	52.26	30.08	22.18	0.00									
#	Executed Elements	Info	Base Value	GOE	J1	J2	J3	J4	J5	J6	J7	J8	J9	Ref.	Scores of Panel	
1	2A		3.30	0.33	1	1	1	1	1						3.63	
2	3Lz+2T		7.20	0.59	0	0	2	2	1						7.79	
3	CCoSp4		3.50	-0.12	-1	-1	0	0	0						3.38	
4	3Fq	q	5.83	x -1.06	-2	-2	-2	-1	-2						4.77	
5	FCSp4		3.20	0.53	3	1	2	2	1						3.73	
6	LSp4		2.70	0.45	2	0	1	2	2						3.15	
7	StSq3		3.30	0.33	2	0	1	1	1						3.63	
			<b>29.03</b>												<b>30.08</b>	
<b>Program Components</b>			<b>Factor</b>													
Composition			1.33	6.50	5.00	5.50	5.75	5.25								5.50
Presentation			1.33	6.00	4.75	5.50	5.50	5.25								5.42
Skating Skills			1.33	5.75	5.50	6.00	6.25	5.25								5.75
<b>Judges Total Program Component Score (factored)</b>													<b>22.18</b>			
<b>Deductions:</b>															<b>0.00</b>	

**SKATE HELENA 2025**  
**JUDGES DETAILS PER SKATER**  
**JUNIOR WOMEN SHORT PROGRAM**

Rank	Name	Nation	Starting Number	Total Segment Score	Total Element Score	Total Program Component Score (factored)				Total Deductions					
7	Cayetana GONZALEZ	MEX	31	47.26	25.65	21.61				0.00					
#	Executed Elements	Info	Base Value	GOE	J1	J2	J3	J4	J5	J6	J7	J8	J9	Ref.	Scores of Panel
1	3T+2T		5.50	0.56	3	1	1	1	2						6.06
2	2F		1.80	0.18	2	1	1	1	1						1.98
3	FCSp4		3.20	0.64	2	2	2	1	2						3.84
4	2Aq	q	3.63	x -0.66	-2	-3	-2	-2	-2						2.97
5	LSp4		2.70	0.27	0	1	1	1	2						2.97
6	StSq3		3.30	0.33	2	-2	1	1	1						3.63
7	CCoSp4		3.50	0.70	1	2	2	2	2						4.20
			<b>23.63</b>												<b>25.65</b>
Program Components				Factor											
Composition				1.33	5.75	5.00	5.50	5.50	5.25					5.42	
Presentation				1.33	5.75	5.25	5.75	5.50	5.50					5.58	
Skating Skills				1.33	5.25	5.00	5.50	5.25	5.25					5.25	
<b>Judges Total Program Component Score (factored)</b>															<b>21.61</b>
<b>Deductions:</b>															<b>0.00</b>

Rank	Name	Nation	Starting Number	Total Segment Score	Total Element Score	Total Program Component Score (factored)				Total Deductions					
8	Stefania YAKOVLEVA	CYP	2	46.40	24.23	22.17				0.00					
#	Executed Elements	Info	Base Value	GOE	J1	J2	J3	J4	J5	J6	J7	J8	J9	Ref.	Scores of Panel
1	3Lz+COMBO		5.90	-2.95	-5	-5	-5	-5	-5						2.95
2	3F<	<	4.24	-0.99	-2	-3	-2	-2	-3						3.25
3	FCSp4		3.20	0.00	-1	-1	1	1	0						3.20
4	CCoSp4		3.50	0.35	-2	1	1	1	1						3.85
5	2A		3.63	x 0.33	2	1	1	1	1						3.96
6	StSq3		3.30	0.66	3	2	2	2	2						3.96
7	LSp4		2.70	0.36	2	2	1	0	1						3.06
			<b>26.47</b>												<b>24.23</b>
Program Components				Factor											
Composition				1.33	6.25	5.50	6.00	5.25	4.50					5.58	
Presentation				1.33	6.50	5.50	6.00	4.75	4.50					5.42	
Skating Skills				1.33	5.75	6.00	5.75	5.50	4.50					5.67	
<b>Judges Total Program Component Score (factored)</b>															<b>22.17</b>
<b>Deductions:</b>															<b>0.00</b>

**SKATE HELENA 2025**  
**JUDGES DETAILS PER SKATER**  
**JUNIOR WOMEN SHORT PROGRAM**

Rank	Name	Nation	Starting Number	Total Segment Score	Total Element Score	Total Program Component Score (factored)				Total Deductions					
9	Zoja KRAMAR	SLO	32	44.28	22.67	22.61				-1.00					
#	Executed Elements	Info	Base Value	GOE	J1	J2	J3	J4	J5	J6	J7	J8	J9	Ref.	Scores of Panel
1	3Lz<<<+COMBO	<<	2.10	-1.05	-5	-5	-5	-5	-5						1.05
2	3Fq	F q	5.30	-2.65	-5	-5	-5	-5	-5						2.65
3	FCSp4		3.20	0.43	1	2	1	1	2						3.63
4	2A		3.63	x 0.55	2	1	2	2	0						4.18
5	SSp4		2.50	0.50	2	2	2	2	1						3.00
6	StSq3		3.30	0.66	2	2	2	3	1						3.96
7	CCoSp4		3.50	0.70	2	2	2	2	1						4.20
			<b>23.53</b>												<b>22.67</b>
Program Components				Factor											
Composition				1.33	6.00	5.50	5.50	5.75	5.00					5.58	
Presentation				1.33	5.75	5.75	5.75	6.25	4.50					5.75	
Skating Skills				1.33	5.75	5.50	5.75	6.00	4.50					5.67	
<b>Judges Total Program Component Score (factored)</b>															<b>22.61</b>
<b>Deductions:</b>			Falls	-1.00 (1)											<b>-1.00</b>

Rank	Name	Nation	Starting Number	Total Segment Score	Total Element Score	Total Program Component Score (factored)				Total Deductions					
10	Ana SCEPANOVIC	SRB	21	44.06	23.65	20.41				0.00					
#	Executed Elements	Info	Base Value	GOE	J1	J2	J3	J4	J5	J6	J7	J8	J9	Ref.	Scores of Panel
1	2A		3.30	0.55	2	1	2	2	1						3.85
2	3Sq+2T	q	5.60	-2.01	-4	-4	-5	-5	-5						3.59
3	CCoSp4		3.50	0.47	2	1	1	2	1						3.97
4	2F	x	1.98	0.12	0	0	1	1	1						2.10
5	FCSp4		3.20	0.32	1	0	1	1	1						3.52
6	StSq3		3.30	0.44	2	1	1	1	2						3.74
7	LSp3		2.40	0.48	2	2	2	3	1						2.88
			<b>23.28</b>												<b>23.65</b>
Program Components				Factor											
Composition				1.33	5.25	4.75	5.50	5.75	4.50					5.17	
Presentation				1.33	5.00	4.75	5.25	5.50	4.75					5.00	
Skating Skills				1.33	5.00	5.00	5.50	5.75	4.75					5.17	
<b>Judges Total Program Component Score (factored)</b>															<b>20.41</b>
<b>Deductions:</b>														<b>0.00</b>	

**SKATE HELENA 2025**  
**JUDGES DETAILS PER SKATER**  
**JUNIOR WOMEN SHORT PROGRAM**

Rank	Name	Nation	Starting Number	Total Segment Score	Total Element Score	Total Program Component Score (factored)	Total Deductions								
11	Polina BYKOVA	SLO	20	43.55	23.60	20.95	-1.00								
#	Executed Elements	Info	Base Value	GOE	J1	J2	J3	J4	J5	J6	J7	J8	J9	Ref.	Scores of Panel
1	3S+2T		5.60	0.00	-2	0	0	0	0						5.60
2	2F		1.80	0.24	2	2	1	1	1						2.04
3	FCSp4		3.20	0.32	2	1	1	1	1						3.52
4	2A		3.63	x 0.33	1	1	1	1	0						3.96
5	SSp4		2.50	0.25	1	0	1	1	2						2.75
6	StSq3	F	3.30	-1.65	-4	-5	-5	-5	-5						1.65
7	CCoSp4		3.50	0.58	2	2	1	1	2						4.08
			<b>23.53</b>												<b>23.60</b>
<b>Program Components</b>				<b>Factor</b>											
Composition				1.33	5.75	5.25	5.25	5.25	5.00					5.25	
Presentation				1.33	6.00	5.25	5.00	5.00	5.25					5.17	
Skating Skills				1.33	6.00	5.50	5.25	5.25	5.00					5.33	
<b>Judges Total Program Component Score (factored)</b>												<b>20.95</b>			
<b>Deductions:</b>		Falls	-1.00 (1)									<b>-1.00</b>			

Rank	Name	Nation	Starting Number	Total Segment Score	Total Element Score	Total Program Component Score (factored)	Total Deductions								
12	Lucka FORTUNA	SLO	26	42.91	22.85	20.06	0.00								
#	Executed Elements	Info	Base Value	GOE	J1	J2	J3	J4	J5	J6	J7	J8	J9	Ref.	Scores of Panel
1	2F		1.80	0.24	2	1	1	2	1						2.04
2	3T<+2T	<	4.66	-0.90	-3	-3	-2	-1	-3						3.76
3	CCoSp4		3.50	0.47	1	1	1	2	3						3.97
4	SSp4		2.50	0.33	1	1	2	2	1						2.83
5	2A		3.63	x 0.22	0	1	1	0	1						3.85
6	StSq3		3.30	0.33	1	0	1	1	2						3.63
7	FCSp4		3.20	-0.43	-3	-2	-1	-1	1						2.77
			<b>22.59</b>												<b>22.85</b>
<b>Program Components</b>				<b>Factor</b>											
Composition				1.33	4.75	4.75	5.25	5.25	5.00					5.00	
Presentation				1.33	4.50	4.50	5.25	5.50	5.25					5.00	
Skating Skills				1.33	4.50	5.00	5.00	5.25	5.25					5.08	
<b>Judges Total Program Component Score (factored)</b>												<b>20.06</b>			
<b>Deductions:</b>		<b>0.00</b>													

Rank	Name	Nation	Starting Number	Total Segment Score	Total Element Score	Total Program Component Score (factored)	Total Deductions								
13	Ula ZADNIKAR	SLO	18	42.73	22.44	20.29	0.00								
#	Executed Elements	Info	Base Value	GOE	J1	J2	J3	J4	J5	J6	J7	J8	J9	Ref.	Scores of Panel
1	2F		1.80	0.36	2	2	2	1	2						2.16
2	3S<+2T<	<<	4.48	-1.49	-5	-5	-4	-4	-4						2.99
3	CCoSp4		3.50	0.58	1	2	2	2	1						4.08
4	StSq3		3.30	0.22	2	1	1	0	0						3.52
5	2A		3.63	x 0.66	2	2	2	2	0						4.29
6	FCSp3		2.80	-0.37	-2	-2	-1	-1	-1						2.43
7	LSp4		2.70	0.27	1	1	1	2	1						2.97
			<b>22.21</b>												<b>22.44</b>
<b>Program Components</b>				<b>Factor</b>											
Composition				1.33	5.25	4.75	5.25	5.25	4.00					5.08	
Presentation				1.33	5.25	5.25	5.25	5.00	4.25					5.17	
Skating Skills				1.33	5.00	5.00	5.00	5.25	4.00					5.00	
<b>Judges Total Program Component Score (factored)</b>												<b>20.29</b>			
<b>Deductions:</b>		<b>0.00</b>													



**SKATE HELENA 2025**  
**JUDGES DETAILS PER SKATER**  
**JUNIOR WOMEN SHORT PROGRAM**

Rank	Name	Nation	Starting Number	Total Segment Score	Total Element Score	Total Program Component Score (factored)	Total Deductions
14	Valentina ANDRIANOVA	GER	7	42.66	22.37	20.29	0.00

#	Executed Elements	Info	Base Value	GOE	J1	J2	J3	J4	J5	J6	J7	J8	J9	Ref.	Scores of Panel
1	2F		1.80	-0.90	-5	-5	-5	-4	-5						0.90
2	3Lo+2T		6.20	0.00	-1	0	1	1	-1						6.20
3	FCSp4		3.20	0.11	1	1	0	0	0						3.31
4	2A		3.63	x -0.44	-1	-2	-1	-1	-3						3.19
5	LSp4		2.70	-0.18	-2	-2	0	0	2						2.52
6	StSq3		3.30	0.55	2	2	2	1	1						3.85
7	CCoSp3		3.00	-0.60	-2	-3	-2	-2	1						2.40
			<b>23.83</b>												<b>22.37</b>
<b>Program Components</b>			<b>Factor</b>												
	Composition			1.33	4.75	5.25	5.50	5.25	4.00						5.08
	Presentation			1.33	4.75	5.00	5.25	5.25	4.25						5.00
	Skating Skills			1.33	5.00	5.00	5.50	5.50	4.00						5.17
	<b>Judges Total Program Component Score (factored)</b>														<b>20.29</b>

**Deductions:** 0.00

Rank	Name	Nation	Starting Number	Total Segment Score	Total Element Score	Total Program Component Score (factored)	Total Deductions
15	Meri MARINAC	CRO	29	40.89	20.48	20.41	0.00

#	Executed Elements	Info	Base Value	GOE	J1	J2	J3	J4	J5	J6	J7	J8	J9	Ref.	Scores of Panel
1	3S+2T		5.60	1.15	3	3	3	2	2						6.75
2	2F		1.80	-0.12	-1	-1	0	0	-1						1.68
3	SSp4		2.50	0.25	2	1	1	1	1						2.75
4	1A*	*	0.00	x 0.00	-	-	-	-	-						0.00
5	FCSp4		3.20	-0.21	0	-1	-1	-1	0						2.99
6	StSq3		3.30	0.33	2	1	1	1	1						3.63
7	CCoSp4		3.50	-0.82	-2	-3	-2	-3	0						2.68
			<b>19.90</b>												<b>20.48</b>
<b>Program Components</b>			<b>Factor</b>												
	Composition			1.33	5.25	5.00	5.25	5.50	5.00						5.17
	Presentation			1.33	5.25	4.75	5.00	5.50	4.75						5.00
	Skating Skills			1.33	5.00	5.25	5.25	5.75	5.00						5.17
	<b>Judges Total Program Component Score (factored)</b>														<b>20.41</b>

**Deductions:** 0.00

Rank	Name	Nation	Starting Number	Total Segment Score	Total Element Score	Total Program Component Score (factored)	Total Deductions
16	Krista GEORGIEVA	BUL	3	40.84	20.34	20.50	0.00

#	Executed Elements	Info	Base Value	GOE	J1	J2	J3	J4	J5	J6	J7	J8	J9	Ref.	Scores of Panel
1	3F<<	<<	1.80	-0.60	-4	-4	-3	-3	-3						1.20
2	3S<<+2T	<<	2.60	-0.48	-4	-4	-3	-3	-4						2.12
3	CCoSp4		3.50	0.47	1	2	2	1	1						3.97
4	2A		3.63	x 0.11	0	0	1	1	-1						3.74
5	FCSp4		3.20	0.11	1	0	1	0	0						3.31
6	StSq2		2.60	0.43	2	1	2	2	0						3.03
7	LSp4		2.70	0.27	-1	1	1	1	1						2.97
			<b>20.03</b>												<b>20.34</b>
<b>Program Components</b>			<b>Factor</b>												
	Composition			1.33	5.25	4.75	5.50	5.25	4.00						5.08
	Presentation			1.33	5.50	4.75	5.50	5.50	4.25						5.25
	Skating Skills			1.33	5.25	5.00	5.25	5.00	4.00						5.08
	<b>Judges Total Program Component Score (factored)</b>														<b>20.50</b>

**Deductions:** 0.00

**SKATE HELENA 2025**  
**JUDGES DETAILS PER SKATER**  
**JUNIOR WOMEN SHORT PROGRAM**

Rank	Name	Nation	Starting Number	Total Segment Score	Total Element Score	Total Program Component Score (factored)				Total Deductions					
17	Sayra BESSIRE	SUI	8	38.33	21.37	18.96				-2.00					
#	Executed Elements	Info	Base Value	GOE	J1	J2	J3	J4	J5	J6	J7	J8	J9	Ref.	Scores of Panel
1	3F<<	F <<	1.80	-0.90	-5	-5	-5	-5	-5						0.90
2	3Lz+2T		7.20	0.39	0	1	1	1	0						7.59
3	FCSp4		3.20	0.00	-2	-1	1	1	0						3.20
4	2Aq	q	3.63	x -0.99	-3	-3	-3	-3	-4						2.64
5	CCoSp4		3.50	0.35	1	2	1	1	1						3.85
6	StSq3	F	3.30	-1.65	-4	-5	-5	-5	-5						1.65
7	SSp3		2.10	-0.56	-3	-4	-2	-3	-2						1.54
			<b>24.73</b>											<b>21.37</b>	
Program Components				Factor											
Composition				1.33	4.50	4.75	5.25	5.00	4.00					4.75	
Presentation				1.33	4.25	4.50	5.00	4.75	4.00					4.50	
Skating Skills				1.33	4.75	5.00	5.25	5.25	4.00					5.00	
<b>Judges Total Program Component Score (factored)</b>														<b>18.96</b>	
<b>Deductions:</b>		Falls	-2.00 (2)										<b>-2.00</b>		

Rank	Name	Nation	Starting Number	Total Segment Score	Total Element Score	Total Program Component Score (factored)				Total Deductions					
18	Neza LUSIC	SLO	4	35.64	18.58	17.06				0.00					
#	Executed Elements	Info	Base Value	GOE	J1	J2	J3	J4	J5	J6	J7	J8	J9	Ref.	Scores of Panel
1	2A<	<	2.64	-0.79	-4	-3	-3	-3	-3						1.85
2	2Lz+2Lo		3.80	0.00	-3	0	0	0	0						3.80
3	FCSp4		3.20	-0.53	-1	-2	-2	-2	-1						2.67
4	2F		1.80	0.00	0	0	0	0	0						1.80
5	SSp3		2.10	0.00	0	0	0	1	0						2.10
6	StSq2		2.60	-0.09	-1	-1	0	1	0						2.51
7	CCoSp4		3.50	0.35	1	1	1	1	1						3.85
			<b>19.64</b>											<b>18.58</b>	
Program Components				Factor											
Composition				1.33	5.00	4.00	4.50	4.25	4.00					4.25	
Presentation				1.33	4.75	3.75	4.25	4.50	4.00					4.25	
Skating Skills				1.33	4.75	4.25	4.50	4.25	4.00					4.33	
<b>Judges Total Program Component Score (factored)</b>														<b>17.06</b>	
<b>Deductions:</b>												<b>0.00</b>			

**SKATE HELENA 2025**  
**JUDGES DETAILS PER SKATER**  
**JUNIOR WOMEN SHORT PROGRAM**

Rank	Name	Nation	Starting Number	Total Segment Score	Total Element Score	Total Program Component Score (factored)				Total Deductions					
19	Neza Rikke RUTAR	SLO	14	35.32	18.24	18.08				-1.00					
#	Executed Elements	Info	Base Value	GOE	J1	J2	J3	J4	J5	J6	J7	J8	J9	Ref.	Scores of Panel
1	3S<<+2T	<<	2.60	-0.48	-4	-4	-3	-3	-4						2.12
2	2A<	F <	2.64	-1.32	-5	-5	-5	-5	-5						1.32
3	SSp4		2.50	0.50	1	2	2	2	2						3.00
4	2F		1.80	0.00	0	0	0	0	-1						1.80
5	FCSp4		3.20	0.32	1	1	1	0	1						3.52
6	StSq2		2.60	0.26	1	1	1	0	2						2.86
7	CCoSp4		3.50	0.12	1	-2	0	1	0						3.62
			<b>18.84</b>											<b>18.24</b>	
Program Components				Factor											
Composition				1.33	5.25	5.00	4.50	4.50	4.25					4.67	
Presentation				1.33	5.00	4.75	4.50	4.25	4.25					4.50	
Skating Skills				1.33	5.00	4.50	4.25	4.50	4.00					4.42	
<b>Judges Total Program Component Score (factored)</b>														<b>18.08</b>	
<b>Deductions:</b>		Falls	-1.00 (1)										<b>-1.00</b>		

Rank	Name	Nation	Starting Number	Total Segment Score	Total Element Score	Total Program Component Score (factored)				Total Deductions					
20	Miia SCHORI	SUI	9	34.80	18.17	17.63				-1.00					
#	Executed Elements	Info	Base Value	GOE	J1	J2	J3	J4	J5	J6	J7	J8	J9	Ref.	Scores of Panel
1	3Lzq+COMBO	F q	5.90	-2.95	-5	-5	-5	-5	-5						2.95
2	1F*	*	0.00	0.00	-	-	-	-	-						0.00
3	FCSp3		2.80	-0.37	-2	-1	-1	-2	-1						2.43
4	2A	x	3.63	-0.11	-1	0	0	0	-2						3.52
5	StSq3		3.30	0.22	1	1	1	0	0						3.52
6	CCoSp4		3.50	0.00	0	0	0	0	0						3.50
7	SSp4		2.50	-0.25	-2	-1	-1	-1	0						2.25
			<b>21.63</b>											<b>18.17</b>	
Program Components				Factor											
Composition				1.33	4.75	4.50	4.75	4.25	4.00					4.50	
Presentation				1.33	4.50	4.25	4.75	4.25	3.75					4.33	
Skating Skills				1.33	4.25	4.50	5.00	4.50	3.75					4.42	
<b>Judges Total Program Component Score (factored)</b>														<b>17.63</b>	
<b>Deductions:</b>		Falls	-1.00 (1)										<b>-1.00</b>		

**SKATE HELENA 2025**  
**JUDGES DETAILS PER SKATER**  
**JUNIOR WOMEN SHORT PROGRAM**

Rank	Name	Nation	Starting Number	Total Segment Score	Total Element Score	Total Program Component Score (factored)			Total Deductions						
21	Ksenija HEIMANE	LAT	35	33.50	14.44	20.06			-1.00						
#	Executed Elements	Info	Base Value	GOE	J1	J2	J3	J4	J5	J6	J7	J8	J9	Ref.	Scores of Panel
1	3Lo<+COMBO	F <	3.92	-1.96	-5	-5	-5	-5	-5						1.96
2	3F<<	<<	1.80	-0.84	-4	-4	-5	-5	-5						0.96
3	CCoSp3V		2.25	0.00	0	1	0	0	0						2.25
4	2A<<	<<	1.21	x -0.51	-4	-4	-5	-5	-5						0.70
5	LSp3		2.40	0.00	1	0	0	0	0						2.40
6	StSq2		2.60	0.26	2	1	1	1	0						2.86
7	FCSp4		3.20	0.11	0	1	1	0	0						3.31
			<b>17.38</b>												<b>14.44</b>
Program Components				Factor											
Composition				1.33	4.75	4.75	5.00	5.25	3.75						4.83
Presentation				1.33	5.00	5.00	5.25	5.50	4.00						5.08
Skating Skills				1.33	5.00	5.25	5.25	5.25	3.75						5.17
<b>Judges Total Program Component Score (factored)</b>															<b>20.06</b>
<b>Deductions:</b>		Falls	-1.00 (1)											<b>-1.00</b>	

Rank	Name	Nation	Starting Number	Total Segment Score	Total Element Score	Total Program Component Score (factored)			Total Deductions						
22	Tsvetelina PANOVA	BUL	37	32.90	14.94	17.96			0.00						
#	Executed Elements	Info	Base Value	GOE	J1	J2	J3	J4	J5	J6	J7	J8	J9	Ref.	Scores of Panel
1	2A<	<	2.64	-1.32	-3	-5	-5	-5	-5						1.32
2	3Lo<<+2T	<<	3.00	-0.62	-4	-4	-3	-3	-4						2.38
3	SSp3		2.10	-0.14	0	-2	-1	-1	0						1.96
4	2F	x	1.98	0.12	0	1	1	1	0						2.10
5	CCoSp2V		1.88	-0.38	-2	-3	-2	-2	-2						1.50
6	StSq2		2.60	0.00	1	-2	0	1	-1						2.60
7	FCSp3		2.80	0.28	1	1	1	1	0						3.08
			<b>17.00</b>												<b>14.94</b>
Program Components				Factor											
Composition				1.33	4.75	3.75	5.25	5.00	3.75						4.50
Presentation				1.33	4.75	4.00	5.00	5.00	3.75						4.58
Skating Skills				1.33	4.50	4.25	4.50	4.75	3.75						4.42
<b>Judges Total Program Component Score (factored)</b>															<b>17.96</b>
<b>Deductions:</b>															<b>0.00</b>

**SKATE HELENA 2025**  
**JUDGES DETAILS PER SKATER**  
**JUNIOR WOMEN SHORT PROGRAM**

Rank	Name	Nation	Starting Number	Total Segment Score	Total Element Score	Total Program Component Score (factored)	Total Deductions									
23	Maria ILIEVA	BUL	36	32.61	17.54	16.07	-1.00									
#	Executed Elements	Info	Base Value	GOE	J1	J2	J3	J4	J5	J6	J7	J8	J9	Ref.	Scores of Panel	
1	2F		1.80	0.18	2	1	1	1	0						1.98	
2	2A<	F <	2.64	-1.32	-5	-5	-5	-5	-5						1.32	
3	FCSp2		2.30	-0.23	-1	-2	-1	-1	0						2.07	
4	2Lz+2T		3.74	x -0.07	-1	0	0	0	-1						3.67	
5	CCoSp3		3.00	-0.30	0	-3	-2	-1	0						2.70	
6	StSq3		3.30	0.00	1	-2	0	0	0						3.30	
7	SSp4		2.50	0.00	2	0	0	0	0						2.50	
			<b>19.28</b>												<b>17.54</b>	
<b>Program Components</b>			<b>Factor</b>													
Composition			1.33	5.50	3.75	4.25	4.00	3.75								4.00
Presentation			1.33	5.75	3.50	4.00	4.25	3.75								4.00
Skating Skills			1.33	5.50	4.00	4.00	4.25	3.75								4.08
<b>Judges Total Program Component Score (factored)</b>														<b>16.07</b>		
<b>Deductions:</b>			Falls	-1.00	(1)											<b>-1.00</b>

Rank	Name	Nation	Starting Number	Total Segment Score	Total Element Score	Total Program Component Score (factored)	Total Deductions									
24	Sofia VUTOVA	BUL	33	31.06	14.43	16.63	0.00									
#	Executed Elements	Info	Base Value	GOE	J1	J2	J3	J4	J5	J6	J7	J8	J9	Ref.	Scores of Panel	
1	2A<<	<<	1.10	-0.55	-4	-5	-5	-5	-5						0.55	
2	2Lz+2T		3.40	-0.56	-3	-3	-2	-1	-3						2.84	
3	FCSp2		2.30	0.00	0	0	0	1	0						2.30	
4	2F	x	1.98	-0.54	-3	-3	-3	-3	-3						1.44	
5	CCoSp3		3.00	-0.40	-2	-3	-1	-1	0						2.60	
6	StSq2		2.60	0.00	-1	0	0	0	0						2.60	
7	SSp3		2.10	0.00	0	0	0	-1	0						2.10	
			<b>16.48</b>												<b>14.43</b>	
<b>Program Components</b>			<b>Factor</b>													
Composition			1.33	4.50	4.00	4.50	4.25	3.75								4.25
Presentation			1.33	4.25	3.75	4.25	4.50	3.75								4.08
Skating Skills			1.33	4.25	4.00	4.25	4.25	3.50								4.17
<b>Judges Total Program Component Score (factored)</b>														<b>16.63</b>		
<b>Deductions:</b>																<b>0.00</b>

Rank	Name	Nation	Starting Number	Total Segment Score	Total Element Score	Total Program Component Score (factored)	Total Deductions									
25	Eva SUZnjeVIC	BIH	30	30.06	15.33	14.73	0.00									
#	Executed Elements	Info	Base Value	GOE	J1	J2	J3	J4	J5	J6	J7	J8	J9	Ref.	Scores of Panel	
1	2Lz+2T		3.40	0.00	0	-1	0	0	0						3.40	
2	FCSp2		2.30	-0.31	1	-2	-2	-2	0						1.99	
3	2A<<	<<	1.10	-0.55	-4	-5	-5	-5	-5						0.55	
4	SSp3		2.10	0.00	1	0	0	-1	0						2.10	
5	2F	x	1.98	0.00	1	0	0	0	0						1.98	
6	StSq2		2.60	-0.09	1	-1	-1	0	0						2.51	
7	CCoSp3		3.00	-0.20	1	-2	-1	-1	0						2.80	
			<b>16.48</b>												<b>15.33</b>	
<b>Program Components</b>			<b>Factor</b>													
Composition			1.33	4.75	4.00	3.50	3.25	3.50								3.67
Presentation			1.33	5.00	3.50	3.75	3.50	3.50								3.58
Skating Skills			1.33	4.75	4.00	4.00	3.25	3.50								3.83
<b>Judges Total Program Component Score (factored)</b>														<b>14.73</b>		
<b>Deductions:</b>																<b>0.00</b>

**SKATE HELENA 2025**  
**JUDGES DETAILS PER SKATER**  
**JUNIOR WOMEN SHORT PROGRAM**

Rank	Name	Nation	Starting Number	Total Segment Score	Total Element Score	Total Program Component Score (factored)		Total Deductions							
26	Liana SMREKAR	SLO	28	28.59	13.62	15.97		-1.00							
#	Executed Elements	Info	Base Value	GOE	J1	J2	J3	J4	J5	J6	J7	J8	J9	Ref.	Scores of Panel
1	3Lo<<+COMBO	F <<	1.70	-0.85	-5	-5	-5	-5	-5						0.85
2	2Aq	q	3.30	-0.99	-3	-2	-3	-3	-3						2.31
3	SSp4		2.50	0.00	0	0	0	0	0						2.50
4	2F	x	1.98	0.00	0	0	0	0	0						1.98
5	StSq2		2.60	0.00	1	0	0	0	0						2.60
6	CCoSp4		3.50	-0.12	1	-1	-1	-1	1						3.38
7	FSp		0.00	0.00	-	-	-	-	-						0.00
			<b>15.58</b>												<b>13.62</b>
Program Components				Factor											
Composition				1.33	4.25	4.25	4.00	4.00	4.00					4.08	
Presentation				1.33	3.50	3.50	4.00	3.75	4.00					3.75	
Skating Skills				1.33	4.00	4.25	4.25	4.25	3.75					4.17	
<b>Judges Total Program Component Score (factored)</b>															<b>15.97</b>
<b>Deductions:</b>		Falls	-1.00 (1)											<b>-1.00</b>	

Rank	Name	Nation	Starting Number	Total Segment Score	Total Element Score	Total Program Component Score (factored)		Total Deductions							
27	Eva SOVIC	CRO	25	28.09	14.00	14.09		0.00							
#	Executed Elements	Info	Base Value	GOE	J1	J2	J3	J4	J5	J6	J7	J8	J9	Ref.	Scores of Panel
1	2A<<	<<	1.10	-0.40	-4	-4	-3	-3	-4						0.70
2	2F!	!	1.80	-0.54	-2	-4	-3	-3	-3						1.26
3	SSp4		2.50	0.00	-1	0	0	0	0						2.50
4	2Lz+2T		3.40	0.00	-2	0	0	0	0						3.40
5	StSq2		2.60	-0.09	-2	0	0	0	-1						2.51
6	FCSp1		1.90	-0.57	-4	-4	-2	-2	-3						1.33
7	CCoSp3		3.00	-0.70	-4	-3	-2	-2	-1						2.30
			<b>16.30</b>												<b>14.00</b>
Program Components				Factor											
Composition				1.33	3.25	3.75	4.00	4.00	3.00					3.67	
Presentation				1.33	3.00	3.50	3.75	3.75	3.25					3.50	
Skating Skills				1.33	3.00	3.50	4.00	3.75	3.00					3.42	
<b>Judges Total Program Component Score (factored)</b>															<b>14.09</b>
<b>Deductions:</b>															<b>0.00</b>

Rank	Name	Nation	Starting Number	Total Segment Score	Total Element Score	Total Program Component Score (factored)		Total Deductions							
28	Buse SEZERER	TUR	19	27.06	11.55	15.51		0.00							
#	Executed Elements	Info	Base Value	GOE	J1	J2	J3	J4	J5	J6	J7	J8	J9	Ref.	Scores of Panel
1	2A<<	<<	1.10	-0.48	-4	-4	-4	-5	-5						0.62
2	2Lz!+1T*	!!*	2.10	-1.05	-5	-5	-5	-5	-5						1.05
3	FCSp1		1.90	-0.25	-4	-2	-1	-1	0						1.65
4	2F		1.80	-0.48	-3	-3	-2	-2	-4						1.32
5	CCoSp3		3.00	0.00	-2	0	0	0	0						3.00
6	StSq2		2.60	-0.09	0	-1	0	0	-2						2.51
7	LSp1		1.50	-0.10	-2	0	-1	-1	0						1.40
			<b>14.00</b>												<b>11.55</b>
Program Components				Factor											
Composition				1.33	4.00	3.75	3.75	4.25	3.50					3.83	
Presentation				1.33	4.25	4.25	3.75	4.25	3.75					4.08	
Skating Skills				1.33	3.75	4.00	3.50	4.00	3.50					3.75	
<b>Judges Total Program Component Score (factored)</b>															<b>15.51</b>
<b>Deductions:</b>															<b>0.00</b>

**SKATE HELENA 2025**  
**JUDGES DETAILS PER SKATER**  
**JUNIOR WOMEN SHORT PROGRAM**

Rank	Name	Nation	Starting Number	Total Segment Score	Total Element Score	Total Program Component Score (factored)				Total Deductions					
29	Valeria GUSAROVA	SRB	15	26.31	12.47	14.84				-1.00					
#	Executed Elements	Info	Base Value	GOE	J1	J2	J3	J4	J5	J6	J7	J8	J9	Ref.	Scores of Panel
1	2A		3.30	-0.33	-1	-1	-1	-1	-3						2.97
2	2Lz+COMBO	F	2.10	-1.05	-5	-5	-5	-5	-5						1.05
3	FCSp1		1.90	-0.51	-3	-3	-3	-2	-1						1.39
4	2F		1.80	-0.66	-4	-4	-3	-3	-5						1.14
5	StSq1		1.80	-0.54	-2	-3	-3	-3	-3						1.26
6	CCoSp3		3.00	-0.30	-2	-1	-1	-1	1						2.70
7	SSp3		2.10	-0.14	0	-2	-1	-1	0						1.96
			<b>16.00</b>												<b>12.47</b>
Program Components			Factor												
Composition			1.33	4.50	4.00	3.75	3.75	3.00					3.83		
Presentation			1.33	4.50	3.50	3.50	3.50	3.25					3.50		
Skating Skills			1.33	4.75	3.75	4.00	3.75	3.00					3.83		
<b>Judges Total Program Component Score (factored)</b>													<b>14.84</b>		
<b>Deductions:</b>			Falls	-1.00 (1)										<b>-1.00</b>	

Rank	Name	Nation	Starting Number	Total Segment Score	Total Element Score	Total Program Component Score (factored)				Total Deductions					
30	Marta KAIC	CRO	10	23.81	9.51	14.30				0.00					
#	Executed Elements	Info	Base Value	GOE	J1	J2	J3	J4	J5	J6	J7	J8	J9	Ref.	Scores of Panel
1	2A<<	<<	1.10	-0.44	-4	-4	-4	-4	-5						0.66
2	2Lz+2T<<	<<	2.50	-1.05	-5	-5	-5	-5	-5						1.45
3	FCSp2		2.30	-0.46	-3	-2	-2	-2	0						1.84
4	2F		1.98	x 0.00	0	0	0	0	-1						1.98
5	SSp2		1.60	-0.27	-2	-2	-1	-2	0						1.33
6	StSq2		2.60	-0.35	-2	-2	-1	-1	-1						2.25
7	CCoSp		0.00	0.00	-	-	-	-	-						0.00
			<b>12.08</b>												<b>9.51</b>
Program Components			Factor												
Composition			1.33	3.75	3.50	3.75	3.75	3.50					3.67		
Presentation			1.33	3.25	3.50	3.50	3.75	3.50					3.50		
Skating Skills			1.33	3.50	3.75	4.00	3.50	3.25					3.58		
<b>Judges Total Program Component Score (factored)</b>													<b>14.30</b>		
<b>Deductions:</b>													<b>0.00</b>		

**SKATE HELENA 2025**  
**JUDGES DETAILS PER SKATER**  
**JUNIOR WOMEN SHORT PROGRAM**

Rank	Name	Nation	Starting Number	Total Segment Score	Total Element Score	Total Program Component Score (factored)				Total Deductions					
31	Diana MARJANOVIC	SRB	27	23.01	8.61	15.40				-1.00					
#	Executed Elements	Info	Base Value	GOE	J1	J2	J3	J4	J5	J6	J7	J8	J9	Ref.	Scores of Panel
1	1A*	F *	0.00	0.00	-	-	-	-	-						0.00
2	3S<<+COMBO	<<	1.30	-0.65	-5	-5	-5	-5	-5						0.65
3	FCSpB		1.60	-0.69	-5	-4	-4	-3	-5						0.91
4	2F		1.98	x -0.66	-4	-4	-3	-3	-4						1.32
5	StSqB		1.50	-0.25	0	-2	-2	-2	-1						1.25
6	CCoSp3		3.00	-0.10	0	0	-1	-1	0						2.90
7	LSp2		1.90	-0.32	-1	-3	-2	-2	0						1.58
			<b>11.28</b>												<b>8.61</b>
Program Components			Factor												
Composition			1.33	3.00	4.25	4.50	4.25	3.00						3.83	
Presentation			1.33	3.00	4.00	4.25	4.00	3.00						3.67	
Skating Skills			1.33	3.25	4.50	4.75	4.50	3.25						4.08	
<b>Judges Total Program Component Score (factored)</b>													<b>15.40</b>		
<b>Deductions:</b>			Falls	-1.00	(1)										<b>-1.00</b>

Rank	Name	Nation	Starting Number	Total Segment Score	Total Element Score	Total Program Component Score (factored)				Total Deductions					
32	Bruna BARIC	CRO	11	22.58	10.29	13.29				-1.00					
#	Executed Elements	Info	Base Value	GOE	J1	J2	J3	J4	J5	J6	J7	J8	J9	Ref.	Scores of Panel
1	2Lz+2T<<	F <<	2.50	-1.05	-5	-5	-5	-5	-5						1.45
2	SSp3		2.10	0.00	0	0	0	-1	0						2.10
3	2F<	<	1.44	-0.48	-4	-3	-3	-3	-4						0.96
4	CCoSp4		3.50	-0.35	-3	-1	-1	-1	0						3.15
5	StSq1		1.80	-0.18	-2	-1	-1	-1	-1						1.62
6	1A*	*	0.00	x 0.00	-	-	-	-	-						0.00
7	FCSpB		1.60	-0.59	-4	-4	-3	-3	-5						1.01
			<b>12.94</b>												<b>10.29</b>
Program Components			Factor												
Composition			1.33	3.00	3.75	3.50	3.25	3.25						3.33	
Presentation			1.33	3.00	3.75	3.50	3.00	3.50						3.33	
Skating Skills			1.33	2.75	3.50	3.75	3.25	3.25						3.33	
<b>Judges Total Program Component Score (factored)</b>													<b>13.29</b>		
<b>Deductions:</b>			Falls	-1.00	(1)										<b>-1.00</b>



**SKATE HELENA 2025**  
**JUDGES DETAILS PER SKATER**  
**JUNIOR WOMEN SHORT PROGRAM**

Rank	Name	Nation	Starting Number	Total Segment Score	Total Element Score	Total Program Component Score (factored)				Total Deductions					
33	Isidora ISJANOVSKI	MKD	12	22.07	10.53	12.54				-1.00					
#	Executed Elements	Info	Base Value	GOE	J1	J2	J3	J4	J5	J6	J7	J8	J9	Ref.	Scores of Panel
1	2A<	F <	2.64	-1.32	-5	-5	-5	-5	-5						1.32
2	2Lz+2T<	<	3.14	-1.05	-5	-5	-5	-5	-5						2.09
3	StSqB		1.50	-0.25	-2	-2	-2	-1	-1						1.25
4	CCoSp2		2.50	-0.42	-3	-1	-2	-2	0						2.08
5	FCSp2		2.30	-0.31	-2	-3	-1	-1	-1						1.99
6	2F	x	1.98	-0.18	-1	-2	0	0	-2						1.80
7	SSp		0.00	0.00	-	-	-	-	-						0.00
			<b>14.06</b>											<b>10.53</b>	
Program Components				Factor											
Composition				1.33	3.25	3.25	3.00	3.00	3.25					3.17	
Presentation				1.33	3.25	3.00	3.00	3.25	3.25					3.17	
Skating Skills				1.33	3.00	3.50	3.25	2.75	3.00					3.08	
<b>Judges Total Program Component Score (factored)</b>														<b>12.54</b>	
<b>Deductions:</b>		Falls	-1.00 (1)										<b>-1.00</b>		

Rank	Name	Nation	Starting Number	Total Segment Score	Total Element Score	Total Program Component Score (factored)				Total Deductions					
34	Marta BABIC	CRO	1	19.96	8.66	11.30				0.00					
#	Executed Elements	Info	Base Value	GOE	J1	J2	J3	J4	J5	J6	J7	J8	J9	Ref.	Scores of Panel
1	1Lze*+COMBO	e *	0.00	0.00	-	-	-	-	-						0.00
2	1A*	*	0.00	0.00	-	-	-	-	-						0.00
3	FCSp1		1.90	-0.44	-3	-3	-2	-2	-1						1.46
4	2F	x	1.98	-0.54	-4	-3	-3	-2	-3						1.44
5	SSp4		2.50	-0.25	0	-2	-2	-1	0						2.25
6	StSq2		2.60	-0.35	-2	-2	-1	-1	-1						2.25
7	CCoSp2V		1.88	-0.62	-4	-4	-3	-3	-3						1.26
			<b>10.86</b>											<b>8.66</b>	
Program Components				Factor											
Composition				1.33	3.00	2.75	2.75	3.25	2.25					2.83	
Presentation				1.33	3.00	2.50	2.75	3.00	2.50					2.75	
Skating Skills				1.33	2.75	3.00	3.00	3.50	2.25					2.92	
<b>Judges Total Program Component Score (factored)</b>														<b>11.30</b>	
<b>Deductions:</b>												<b>0.00</b>			

Legend:	
#	Sequence number
*	Invalid element
x	Credit for highlight distribution, base value multiplied by 1.1
q	Jump landed on the quarter
GOE	Grade of Execution
e	Wrong edge
Jx	Judges (x=1-9)
<	Under-rotated jump
!	Not clear edge
Ref.	Referee
<<	Downgraded jump
F	Fall

# SKATE HELENA 2025

## RESULTS DETAILS

### JUNIOR WOMEN FREE SKATING

Pl.	Name	Nation	Total Segment Score =	Total Element Score +	Factored Total Component Score +	CO	PR	SK	Deductions -
1	Stefania GLADKI	FRA	115.85	62.87	52.98	6.50	6.67	6.67	0.00
2	Alica LENGYELOVA	SVK	109.09	57.11	52.98	6.67	6.50	6.67	-1.00
3	Olivia LENGYELOVA	SVK	108.97	59.79	49.18	6.17	5.83	6.42	0.00
4	Eugenia SEKULOVSKI	SUI	99.76	53.37	47.39	5.75	5.83	6.17	-1.00
5	Krista GEORGIEVA	BUL	95.37	48.43	46.94	5.83	6.00	5.75	0.00
6	Sayra BESSIRE	SUI	93.32	51.49	41.83	5.08	5.17	5.42	0.00
7	Simona TKACHMAN	ISR	93.10	47.04	46.06	5.83	5.67	5.75	0.00
8	Stefania YAKOVLEVA	CYP	87.60	41.09	46.51	5.75	5.92	5.75	0.00
9	Cayetana GONZALEZ	MEX	79.63	38.70	40.93	5.00	5.00	5.33	0.00
10	Ana SCEPANOVIC	SRB	79.47	37.51	42.96	5.42	5.25	5.42	-1.00
11	Arina VOROBEVA	GBR	77.51	39.67	41.84	5.08	4.92	5.67	-4.00
12	Valentina ANDRIANOVA	GER	74.08	35.36	40.72	5.08	4.92	5.25	-2.00
13	Polina BYKOVA	SLO	72.82	33.32	40.50	5.08	4.92	5.17	-1.00
14	Lucka FORTUNA	SLO	70.83	31.11	40.72	5.08	4.92	5.25	-1.00
15	Neza Rikke RUTAR	SLO	70.77	32.50	38.27	4.67	4.83	4.83	0.00
16	Mila SCHORI	SUI	69.51	35.47	34.04	4.25	4.17	4.33	0.00
17	Zoja KRAMAR	SLO	64.80	27.08	38.72	4.75	4.50	5.25	-1.00
18	Neza LUSIC	SLO	64.53	30.82	34.71	4.42	4.33	4.25	-1.00
19	Meri MARINAC	CRO	62.42	24.92	38.50	4.75	4.50	5.17	-1.00
20	Ksenija HEIMANE	LAT	61.74	28.58	33.16	3.92	4.08	4.42	0.00
21	Maria ILIEVA	BUL	59.81	27.77	32.04	4.00	3.92	4.08	0.00
22	Tsvetelina PANOVA	BUL	54.22	22.40	31.82	4.00	3.75	4.17	0.00
23	Sofia VUTOVA	BUL	51.80	23.79	28.01	3.58	3.33	3.58	0.00

**Legend:**

<b>CO</b>	Composition	<b>Pl.</b>	Place	<b>PR</b>	Presentation	<b>SK</b>	Skating Skills
-----------	-------------	------------	-------	-----------	--------------	-----------	----------------

**SKATE HELENA 2025**  
**JUDGES DETAILS PER SKATER**  
**JUNIOR WOMEN FREE SKATING**

Rank	Name	Nation	Starting Number	Total Segment Score	Total Element Score	Total Program Component Score (factored)	Total Deductions
1	Stefania GLADKI	FRA	24	115.85	62.87	52.98	0.00

#	Executed Elements	Info	Base Value	GOE	J1	J2	J3	J4	J5	J6	J7	J8	J9	Ref.	Scores of Panel	
1	3F		5.30	1.41	3	3	3	2	1						6.71	
2	2A		3.30	0.55	1	2	2	2	1						3.85	
3	3Lo<	<	3.92	-1.18	-3	-3	-2	-3	-3						2.74	
4	2A		3.30	0.55	1	2	2	1	2						3.85	
5	FCSp4		3.20	0.64	2	3	2	2	2						3.84	
6	3Lz+3T		11.11	x 1.38	3	2	3	1	2						12.49	
7	3Lz+1Eu+3S<	<	10.82	x -1.57	-3	-2	-2	-3	-3						9.25	
8	3F+2T		7.26	x 0.53	2	1	1	1	0						7.79	
9	CCoSp4		3.50	0.70	1	2	2	2	2						4.20	
10	ChSq1		3.00	0.83	1	2	2	2	1						3.83	
11	FCCoSp4		3.50	0.82	0	2	3	3	2						4.32	
			<b>58.21</b>												<b>62.87</b>	
<b>Program Components</b>				<b>Factor</b>												
Composition				2.67	6.25	6.75	7.25	6.50	6.25						6.50	
Presentation				2.67	6.00	6.75	7.00	6.75	6.50						6.67	
Skating Skills				2.67	6.50	7.00	7.00	6.50	6.50						6.67	
<b>Judges Total Program Component Score (factored)</b>																<b>52.98</b>

<b>Deductions:</b>		<b>0.00</b>
--------------------	--	-------------

Rank	Name	Nation	Starting Number	Total Segment Score	Total Element Score	Total Program Component Score (factored)	Total Deductions
2	Alica LENGYELOVA	SVK	21	109.09	57.11	52.98	-1.00

#	Executed Elements	Info	Base Value	GOE	J1	J2	J3	J4	J5	J6	J7	J8	J9	Ref.	Scores of Panel	
1	3F+2T		6.60	1.06	2	3	2	2	2						7.66	
2	3Lo		4.90	0.82	2	2	2	1	1						5.72	
3	3S		4.30	1.00	2	3	2	3	1						5.30	
4	2Lz		2.10	0.42	2	2	1	2	2						2.52	
5	FSSp4		3.00	0.60	2	2	2	2	1						3.60	
6	3Lz+3T		11.11	x 1.18	2	2	2	2	1						12.29	
7	3Lz<+2A+1A+SEQ	<	10.03	x -1.73	-3	-4	-3	-4	-4						8.30	
8	ChSq1		3.00	1.50	3	3	3	3	3						4.50	
9	3F	F	5.83	x -2.65	-5	-5	-5	-5	-5						3.18	
10	CCoSp2V		1.88	0.32	2	0	2	2	1						2.20	
11	LSp2		1.90	-0.06	-1	-1	0	0	1						1.84	
			<b>54.65</b>												<b>57.11</b>	
<b>Program Components</b>				<b>Factor</b>												
Composition				2.67	6.25	6.25	6.75	7.00	7.00						6.67	
Presentation				2.67	6.00	6.00	6.75	6.75	6.75						6.50	
Skating Skills				2.67	5.75	6.50	7.00	6.75	6.75						6.67	
<b>Judges Total Program Component Score (factored)</b>																<b>52.98</b>

<b>Deductions:</b>	Falls	-1.00 (1)	<b>-1.00</b>
--------------------	-------	-----------	--------------

**SKATE HELENA 2025**  
**JUDGES DETAILS PER SKATER**  
**JUNIOR WOMEN FREE SKATING**

Rank	Name	Nation	Starting Number	Total Segment Score	Total Element Score	Total Program Component Score (factored)	Total Deductions
3	Olivia LENGYELOVA	SVK	23	108.97	59.79	49.18	0.00

#	Executed Elements	Info	Base Value	GOE	J1	J2	J3	J4	J5	J6	J7	J8	J9	Ref.	Scores of Panel	
1	3F		5.30	-1.41	-3	-3	-2	-2	-3						3.89	
2	3F+2T		6.60	0.88	1	2	2	1	2						7.48	
3	3T		4.20	0.84	2	2	2	2	2						5.04	
4	3S		4.30	0.57	0	2	1	2	1						4.87	
5	FCSp4		3.20	0.53	1	1	2	2	2						3.73	
6	3Lz		6.49	x -2.36	-4	-4	-4	-4	-4						4.13	
7	3Lz+2A+2A+SEQ		13.75	x 0.59	1	2	1	1	1						14.34	
8	3Lo+2T		6.82	x -1.47	-4	-3	-3	-3	-3						5.35	
9	ChSq1		3.00	1.00	1	2	2	2	2						4.00	
10	CCoSp4		3.50	0.58	1	1	2	2	2						4.08	
11	LSp4		2.70	0.18	0	-1	0	2	3						2.88	
			<b>59.86</b>												<b>59.79</b>	
<b>Program Components</b>				<b>Factor</b>												
Composition				2.67	5.50	5.75	6.25	6.50	6.50							6.17
Presentation				2.67	5.25	5.25	6.25	6.00	6.75							5.83
Skating Skills				2.67	5.50	6.25	6.50	6.50	6.75							6.42
<b>Judges Total Program Component Score (factored)</b>															<b>49.18</b>	

<b>Deductions:</b>		<b>0.00</b>
--------------------	--	-------------

Rank	Name	Nation	Starting Number	Total Segment Score	Total Element Score	Total Program Component Score (factored)	Total Deductions
4	Eugenia SEKULOVSKI	SUI	22	99.76	53.37	47.39	-1.00

#	Executed Elements	Info	Base Value	GOE	J1	J2	J3	J4	J5	J6	J7	J8	J9	Ref.	Scores of Panel	
1	3Lz+2T		7.20	0.59	3	1	1	1	1						7.79	
2	3F		5.30	0.88	3	2	2	1	1						6.18	
3	3Lz		5.90	1.18	3	2	2	2	0						7.08	
4	2A		3.30	0.33	2	1	1	1	1						3.63	
5	FSSp4		3.00	0.30	2	1	1	1	1						3.30	
6	1F+2Tq	F q	1.98	x -0.65	-5	-5	-5	-5	-5						1.33	
7	3T+2Aq+2Loq+SEQ	q q	10.12	x -1.68	-5	-4	-4	-3	-4						8.44	
8	ChSq1		3.00	0.17	-3	0	1	1	0						3.17	
9	3S		4.73	x 0.14	0	2	1	0	0						4.87	
10	FCCoSp4		3.50	0.23	1	1	0	0	1						3.73	
11	CCoSp4		3.50	0.35	1	-1	1	1	2						3.85	
			<b>51.53</b>												<b>53.37</b>	
<b>Program Components</b>				<b>Factor</b>												
Composition				2.67	5.50	5.75	6.00	6.00	5.25							5.75
Presentation				2.67	5.50	6.00	6.00	6.50	5.50							5.83
Skating Skills				2.67	6.50	6.00	6.25	6.25	5.75							6.17
<b>Judges Total Program Component Score (factored)</b>															<b>47.39</b>	

<b>Deductions:</b>	Falls	-1.00 (1)	<b>-1.00</b>
--------------------	-------	-----------	--------------

**SKATE HELENA 2025**  
**JUDGES DETAILS PER SKATER**  
**JUNIOR WOMEN FREE SKATING**

Rank	Name	Nation	Starting Number	Total Segment Score	Total Element Score	Total Program Component Score (factored)	Total Deductions
5	Krista GEORGIEVA	BUL	9	95.37	48.43	46.94	0.00

#	Executed Elements	Info	Base Value	GOE	J1	J2	J3	J4	J5	J6	J7	J8	J9	Ref.	Scores of Panel	
1	3Lo		4.90	0.49	2	1	1	1	1						5.39	
2	3S+2T+2Lo		7.30	0.29	1	2	1	0	0						7.59	
3	3F<	<	4.24	-0.99	-3	-3	-2	-2	-2						3.25	
4	CCoSp4		3.50	0.70	2	2	2	1	2						4.20	
5	3S		4.30	0.43	2	2	1	0	0						4.73	
6	2A+2T		5.06	x 0.22	1	1	1	0	0						5.28	
7	FCCoSp4		3.50	0.70	2	2	2	1	2						4.20	
8	ChSq1		3.00	1.00	3	2	2	2	2						4.00	
9	2A<	<	2.90	x -0.79	-3	-3	-2	-3	-3						2.11	
10	2Lz+2Lo		4.18	x 0.00	0	0	0	0	0						4.18	
11	FSSp4		3.00	0.50	2	2	2	1	1						3.50	
			<b>45.88</b>												<b>48.43</b>	
<b>Program Components</b>				<b>Factor</b>												
Composition				2.67	6.25	5.75	6.00	5.75	5.50						5.83	
Presentation				2.67	6.50	6.25	6.00	5.75	5.75						6.00	
Skating Skills				2.67	5.75	6.00	5.75	5.50	5.75						5.75	
<b>Judges Total Program Component Score (factored)</b>																<b>46.94</b>

**Deductions:** 0.00

Rank	Name	Nation	Starting Number	Total Segment Score	Total Element Score	Total Program Component Score (factored)	Total Deductions
6	Sayra BESSIRE	SUI	8	93.32	51.49	41.83	0.00

#	Executed Elements	Info	Base Value	GOE	J1	J2	J3	J4	J5	J6	J7	J8	J9	Ref.	Scores of Panel	
1	3Lo		4.90	0.16	3	1	0	0	0						5.06	
2	3Lz+2A+SEQ		9.20	0.20	2	1	0	0	0						9.40	
3	3T		4.20	0.56	2	2	1	1	0						4.76	
4	2A<	<	2.64	-0.70	-3	-3	-2	-2	-3						1.94	
5	SSp4		2.50	0.08	0	1	0	0	1						2.58	
6	3Lz		6.49	x -0.59	-2	-1	-1	-1	0						5.90	
7	2F+1Eu+3S<	<	6.31	x -1.61	-4	-4	-5	-5	-5						4.70	
8	3S+2T		6.16	x 0.00	1	0	0	0	0						6.16	
9	FCCoSp4		3.20	0.32	1	2	1	1	1						3.52	
10	ChSq1		3.00	0.50	-2	1	1	1	1						3.50	
11	CCoSp4		3.50	0.47	1	2	1	0	2						3.97	
			<b>52.10</b>												<b>51.49</b>	
<b>Program Components</b>				<b>Factor</b>												
Composition				2.67	5.75	4.50	5.25	4.75	5.25						5.08	
Presentation				2.67	5.25	5.00	5.25	5.00	5.50						5.17	
Skating Skills				2.67	5.50	5.50	5.00	5.25	5.50						5.42	
<b>Judges Total Program Component Score (factored)</b>																<b>41.83</b>

**Deductions:** 0.00

**SKATE HELENA 2025**  
**JUDGES DETAILS PER SKATER**  
**JUNIOR WOMEN FREE SKATING**

Rank	Name	Nation	Starting Number	Total Segment Score	Total Element Score	Total Program Component Score (factored)	Total Deductions
7	Simona TKACHMAN	ISR	20	93.10	47.04	46.06	0.00

#	Executed Elements	Info	Base Value	GOE	J1	J2	J3	J4	J5	J6	J7	J8	J9	Ref.	Scores of Panel	
1	2A+3T		7.50	0.56	3	2	1	1	1						8.06	
2	2Lz		2.10	-1.05	-5	-3	-5	-5	-5						1.05	
3	FCSp3		2.80	0.28	2	1	1	1	1						3.08	
4	3F+2T		6.60	0.18	2	1	0	0	0						6.78	
5	1Lo		0.50	-0.08	-4	-2	-1	-1	-2						0.42	
6	CCoSp4		3.50	0.35	1	2	1	0	1						3.85	
7	ChSq1		3.00	1.00	2	3	1	2	2						4.00	
8	3F		5.83	x 0.53	2	1	1	0	1						6.36	
9	3S+2Aq+SEQ	q	8.36	x -1.86	-3	-2	-5	-5	-5						6.50	
10	FCCoSp4		3.50	0.00	-1	0	0	0	0						3.50	
11	3S		4.73	x -1.29	-2	-3	-3	-3	-3						3.44	
			<b>48.42</b>												<b>47.04</b>	
<b>Program Components</b>				<b>Factor</b>												
Composition				2.67	5.75	6.00	6.00	5.75	5.25						5.83	
Presentation				2.67	5.75	5.75	5.75	5.50	5.50						5.67	
Skating Skills				2.67	5.25	6.25	6.00	6.00	5.25						5.75	
<b>Judges Total Program Component Score (factored)</b>																<b>46.06</b>

**Deductions:** 0.00

Rank	Name	Nation	Starting Number	Total Segment Score	Total Element Score	Total Program Component Score (factored)	Total Deductions
8	Stefania YAKOVLEVA	CYP	17	87.60	41.09	46.51	0.00

#	Executed Elements	Info	Base Value	GOE	J1	J2	J3	J4	J5	J6	J7	J8	J9	Ref.	Scores of Panel	
1	3Lz+2A+SEQ		9.20	-1.57	-4	-1	-3	-3	-2						7.63	
2	3F<	<	4.24	-2.12	-4	-5	-5	-5	-5						2.12	
3	3Lz<	<	4.72	-1.26	-3	-3	-2	-2	-3						3.46	
4	3Lo<<	<<	1.70	-0.85	-4	-5	-5	-5	-5						0.85	
5	FCSp3		2.80	0.37	2	1	1	2	1						3.17	
6	ChSq1		3.00	0.50	1	2	1	1	1						3.50	
7	3Lo+2T		6.82	x 0.00	0	0	0	0	0						6.82	
8	3T<+2T	<	5.13	x -0.67	-2	-2	-2	-2	-2						4.46	
9	3S<	<	3.78	x -0.80	-3	-2	-2	-2	-3						2.98	
10	CCoSp3V		2.25	0.23	1	-1	1	1	1						2.48	
11	FCCoSp4		3.50	0.12	0	-1	0	1	1						3.62	
			<b>47.14</b>												<b>41.09</b>	
<b>Program Components</b>				<b>Factor</b>												
Composition				2.67	5.25	5.75	5.75	5.75	6.00						5.75	
Presentation				2.67	5.50	6.25	6.00	6.00	5.75						5.92	
Skating Skills				2.67	5.75	6.00	5.75	5.50	5.75						5.75	
<b>Judges Total Program Component Score (factored)</b>																<b>46.51</b>

**Deductions:** 0.00

**SKATE HELENA 2025**  
**JUDGES DETAILS PER SKATER**  
**JUNIOR WOMEN FREE SKATING**

Rank	Name	Nation	Starting Number	Total Segment Score	Total Element Score	Total Program Component Score (factored)	Total Deductions
9	Cayetana GONZALEZ	MEX	18	79.63	38.70	40.93	0.00

#	Executed Elements	Info	Base Value	GOE	J1	J2	J3	J4	J5	J6	J7	J8	J9	Ref.	Scores of Panel	
1	3T+2T		5.50	0.42	0	1	1	1	2						5.92	
2	3T		4.20	-1.26	-3	-3	-3	-3	-2						2.94	
3	2S+2T		2.60	-0.17	0	2	-2	-2	-2						2.43	
4	2Lz+2A<+1A+SEQ	<	5.84	-0.97	-3	-3	-4	-5	-4						4.87	
5	FCSp4		3.20	0.64	0	2	2	2	2						3.84	
6	3S		4.73	x -0.86	-2	-1	-2	-2	-3						3.87	
7	2Lz		2.31	x 0.07	0	1	0	1	0						2.38	
8	1A		1.21	x -0.11	-2	-1	-1	-1	0						1.10	
9	CCoSp4		3.50	0.70	2	2	2	2	2						4.20	
10	ChSq1		3.00	1.00	1	2	2	2	2						4.00	
11	LSp4		2.70	0.45	2	1	1	2	3						3.15	
			<b>38.79</b>												<b>38.70</b>	
<b>Program Components</b>				<b>Factor</b>												
Composition				2.67	5.25	4.75	5.00	4.75	6.00							5.00
Presentation				2.67	5.00	5.00	5.00	5.00	6.25							5.00
Skating Skills				2.67	5.25	5.50	5.25	5.25	6.25							5.33
<b>Judges Total Program Component Score (factored)</b>															<b>40.93</b>	

<b>Deductions:</b>		<b>0.00</b>
--------------------	--	-------------

Rank	Name	Nation	Starting Number	Total Segment Score	Total Element Score	Total Program Component Score (factored)	Total Deductions
10	Ana SCEPANOVIC	SRB	15	79.47	37.51	42.96	-1.00

#	Executed Elements	Info	Base Value	GOE	J1	J2	J3	J4	J5	J6	J7	J8	J9	Ref.	Scores of Panel	
1	2F+2A+2A+SEQ		8.40	0.33	2	1	1	1	1						8.73	
2	3Sq	F q	4.30	-2.15	-5	-5	-5	-5	-5						2.15	
3	3S<+2T	<	4.74	-0.80	-3	-3	-2	-2	-2						3.94	
4	CCoSp4		3.50	0.35	2	1	1	0	1						3.85	
5	2Lzq+2Tq	q q	3.40	-0.84	-4	-4	-4	-3	-4						2.56	
6	2F		1.98	x 0.06	1	0	0	1	0						2.04	
7	ChSq1		3.00	0.17	1	-1	1	0	0						3.17	
8	2Lz		2.31	x 0.14	1	0	0	1	1						2.45	
9	2Lo		1.87	x 0.11	1	0	1	1	0						1.98	
10	FCSp4		3.20	0.64	3	2	2	2	2						3.84	
11	LSp3		2.40	0.40	2	1	2	2	1						2.80	
			<b>39.10</b>												<b>37.51</b>	
<b>Program Components</b>				<b>Factor</b>												
Composition				2.67	5.50	4.75	5.25	5.50	5.75							5.42
Presentation				2.67	5.25	4.75	5.00	5.50	6.00							5.25
Skating Skills				2.67	5.50	5.25	5.50	5.25	5.75							5.42
<b>Judges Total Program Component Score (factored)</b>															<b>42.96</b>	

<b>Deductions:</b>	Falls	-1.00 (1)	<b>-1.00</b>
--------------------	-------	-----------	--------------

**SKATE HELENA 2025**  
**JUDGES DETAILS PER SKATER**  
**JUNIOR WOMEN FREE SKATING**

Rank	Name	Nation	Starting Number	Total Segment Score	Total Element Score	Total Program Component Score (factored)	Total Deductions
11	Arina VOROBEVA	GBR	19	77.51	39.67	41.84	-4.00

#	Executed Elements	Info	Base Value	GOE	J1	J2	J3	J4	J5	J6	J7	J8	J9	Ref.	Scores of Panel	
1	3T<+2A<+SEQ	F < <	6.00	-1.68	-5	-5	-5	-5	-5						4.32	
2	3Lz+2T		7.20	0.59	2	2	1	0	0						7.79	
3	3F+1Eu+2S		7.10	0.53	2	1	1	0	1						7.63	
4	FCSp4		3.20	0.64	2	3	2	1	2						3.84	
5	CCoSp4		3.50	0.35	2	1	1	1	1						3.85	
6	2A<	F <	2.64	-1.32	-5	-5	-5	-5	-5						1.32	
7	3F<<	F <<	1.98	x -0.90	-5	-5	-5	-5	-5						1.08	
8	ChSq1		3.00	0.67	2	2	1	0	1						3.67	
9	3Lz<	F <	5.19	x -2.36	-5	-5	-5	-5	-5						2.83	
10	1S		0.44	x -0.07	-2	-2	-1	-1	-2						0.37	
11	LSp4		2.70	0.27	0	0	1	2	2						2.97	
			<b>42.95</b>												<b>39.67</b>	
<b>Program Components</b>				<b>Factor</b>												
Composition				2.67	5.50	4.75	5.25	4.75	5.25						5.08	
Presentation				2.67	5.00	5.00	4.75	4.50	5.00						4.92	
Skating Skills				2.67	5.75	6.00	5.50	5.75	5.25						5.67	
<b>Judges Total Program Component Score (factored)</b>																<b>41.84</b>
<b>Deductions:</b>			Falls	-4.00	(4)											<b>-4.00</b>

Rank	Name	Nation	Starting Number	Total Segment Score	Total Element Score	Total Program Component Score (factored)	Total Deductions
12	Valentina ANDRIANOVA	GER	11	74.08	35.36	40.72	-2.00

#	Executed Elements	Info	Base Value	GOE	J1	J2	J3	J4	J5	J6	J7	J8	J9	Ref.	Scores of Panel	
1	2A		3.30	0.44	2	2	1	1	1						3.74	
2	3Lz<	F <	4.72	-2.36	-5	-5	-5	-5	-5						2.36	
3	1F		0.50	-0.05	0	-2	-1	-1	-1						0.45	
4	3Lo+2A+SEQ		8.20	0.00	1	0	0	0	0						8.20	
5	CCoSp4		3.50	0.58	2	2	1	1	2						4.08	
6	3Tq	F q	4.62	x -2.10	-5	-5	-5	-5	-5						2.52	
7	3Lo		5.39	x 0.00	2	0	0	0	0						5.39	
8	1S		0.44	x 0.00	0	0	0	0	0						0.44	
9	FSSp3		2.60	0.00	0	0	0	-1	0						2.60	
10	ChSq1		3.00	0.50	1	2	1	1	1						3.50	
11	FCCoSp2		2.50	-0.42	-2	-1	-2	-2	-1						2.08	
			<b>38.77</b>												<b>35.36</b>	
<b>Program Components</b>				<b>Factor</b>												
Composition				2.67	5.25	5.25	5.25	4.75	4.75						5.08	
Presentation				2.67	5.00	5.50	5.00	4.75	4.50						4.92	
Skating Skills				2.67	5.25	5.50	5.25	5.25	4.50						5.25	
<b>Judges Total Program Component Score (factored)</b>																<b>40.72</b>
<b>Deductions:</b>			Falls	-2.00	(2)											<b>-2.00</b>



**SKATE HELENA 2025**  
**JUDGES DETAILS PER SKATER**  
**JUNIOR WOMEN FREE SKATING**

Rank	Name	Nation	Starting Number	Total Segment Score	Total Element Score	Total Program Component Score (factored)	Total Deductions
13	Polina BYKOVA	SLO	14	72.82	33.32	40.50	-1.00

#	Executed Elements	Info	Base Value	GOE	J1	J2	J3	J4	J5	J6	J7	J8	J9	Ref.	Scores of Panel	
1	2Lz		2.10	0.42	2	2	2	2	3						2.52	
2	2Lo		1.70	0.06	0	0	0	1	1						1.76	
3	3S<+2T	<	4.74	-0.80	-3	-3	-2	-2	-2						3.94	
4	2A	F	3.30	-1.65	-5	-5	-5	-5	-5						1.65	
5	CCoSp4		3.50	0.00	1	2	-1	-1	0						3.50	
6	2Lz+2Lo+2T		5.61	x 0.00	0	0	0	0	0						5.61	
7	3S<+1A+SEQ	<	4.99	x -1.61	-4	-5	-4	-5	-5						3.38	
8	FCCoSp4		3.50	0.00	1	-1	0	-1	1						3.50	
9	1A		1.21	x 0.00	0	0	0	0	0						1.21	
10	ChSq1		3.00	0.50	1	0	1	1	1						3.50	
11	SSp4		2.50	0.25	1	1	1	1	1						2.75	
			<b>36.15</b>												<b>33.32</b>	
<b>Program Components</b>				<b>Factor</b>												
Composition				2.67	5.50	4.75	5.00	4.75	5.50						5.08	
Presentation				2.67	5.25	4.50	5.00	4.50	5.75						4.92	
Skating Skills				2.67	5.25	5.00	5.25	5.00	5.75						5.17	
<b>Judges Total Program Component Score (factored)</b>																<b>40.50</b>

<b>Deductions:</b>	Falls	-1.00 (1)	<b>-1.00</b>
--------------------	-------	-----------	--------------

Rank	Name	Nation	Starting Number	Total Segment Score	Total Element Score	Total Program Component Score (factored)	Total Deductions
14	Lucka FORTUNA	SLO	13	70.83	31.11	40.72	-1.00

#	Executed Elements	Info	Base Value	GOE	J1	J2	J3	J4	J5	J6	J7	J8	J9	Ref.	Scores of Panel	
1	2F		1.80	0.00	-5	0	0	0	0						1.80	
2	3T<<	F <<	1.30	-0.65	-5	-5	-5	-5	-5						0.65	
3	3S<<	<<	1.30	-0.52	-4	-4	-4	-3	-5						0.78	
4	CCoSp4		3.50	0.58	2	1	1	2	2						4.08	
5	2Lo		1.70	0.06	1	0	0	0	1						1.76	
6	2Lz+2A<+SEQ	<	5.21	x -0.62	-3	-3	-2	-2	-2						4.59	
7	2A<+1Eu+2F	<	5.43	x -0.62	-3	-3	-2	-2	-2						4.81	
8	FSSp3		2.60	0.17	0	1	1	0	1						2.77	
9	ChSq1		3.00	0.50	1	1	1	1	1						3.50	
10	2Lz		2.31	x 0.21	1	1	0	1	1						2.52	
11	FCCoSp4		3.50	0.35	2	1	1	0	1						3.85	
			<b>31.65</b>												<b>31.11</b>	
<b>Program Components</b>				<b>Factor</b>												
Composition				2.67	5.75	4.75	5.25	5.25	4.50						5.08	
Presentation				2.67	5.75	4.50	5.00	5.00	4.75						4.92	
Skating Skills				2.67	5.25	5.25	5.50	5.25	4.75						5.25	
<b>Judges Total Program Component Score (factored)</b>																<b>40.72</b>

<b>Deductions:</b>	Falls	-1.00 (1)	<b>-1.00</b>
--------------------	-------	-----------	--------------

**SKATE HELENA 2025**  
**JUDGES DETAILS PER SKATER**  
**JUNIOR WOMEN FREE SKATING**

Rank	Name	Nation	Starting Number	Total Segment Score	Total Element Score	Total Program Component Score (factored)	Total Deductions
15	Neza Rikke RUTAR	SLO	6	70.77	32.50	38.27	0.00

#	Executed Elements	Info	Base Value	GOE	J1	J2	J3	J4	J5	J6	J7	J8	J9	Ref.	Scores of Panel	
1	3S<<	<<	1.30	-0.48	-4	-4	-3	-3	-4						0.82	
2	2A<+1Eu+2S	<<	4.44	-0.70	-3	-3	-2	-2	-3						3.74	
3	2A<	<	2.64	-0.70	-3	-3	-2	-2	-3						1.94	
4	2Lz+2Lo		3.80	0.00	-1	0	0	0	0						3.80	
5	CSSp4		3.00	0.50	2	2	1	1	2						3.50	
6	2F+2T		3.41	x -0.12	-1	-1	-1	0	0						3.29	
7	2Lz		2.31	x 0.00	0	0	0	0	0						2.31	
8	FCCoSp4		3.50	0.00	0	0	0	-1	1						3.50	
9	ChSq1		3.00	1.00	2	2	2	2	2						4.00	
10	2F		1.98	x 0.00	1	0	0	0	0						1.98	
11	CCoSp4		3.50	0.12	1	-1	0	0	1						3.62	
			<b>32.88</b>												<b>32.50</b>	
<b>Program Components</b>				<b>Factor</b>												
Composition				2.67	5.50	4.50	4.25	4.25	5.25						4.67	
Presentation				2.67	5.25	4.75	4.25	4.50	5.50						4.83	
Skating Skills				2.67	5.25	5.25	4.00	4.00	5.50						4.83	
<b>Judges Total Program Component Score (factored)</b>																<b>38.27</b>

**Deductions:** 0.00

Rank	Name	Nation	Starting Number	Total Segment Score	Total Element Score	Total Program Component Score (factored)	Total Deductions
16	Mila SCHORI	SUI	5	69.51	35.47	34.04	0.00

#	Executed Elements	Info	Base Value	GOE	J1	J2	J3	J4	J5	J6	J7	J8	J9	Ref.	Scores of Panel	
1	3Lz+2T		7.20	0.00	1	0	0	0	0						7.20	
2	3Lo<	<	3.92	-1.83	-4	-4	-5	-5	-5						2.09	
3	3S+2A<+2T+SEQ	<<	8.24	-0.86	-3	-2	-2	-2	-2						7.38	
4	3T<<	<<	1.30	-0.65	-5	-4	-5	-5	-5						0.65	
5	FSSp4		3.00	-0.20	1	-1	-1	-1	0						2.80	
6	2S<<	<<	0.44	x -0.20	-5	-5	-5	-5	-5						0.24	
7	2A<	<	2.90	x -0.53	-3	-2	-2	-2	-2						2.37	
8	2Lz+2Lo		4.18	x -0.49	-3	-2	-2	-2	-3						3.69	
9	CSp3		2.30	-0.15	-1	0	-1	-1	0						2.15	
10	ChSq1		3.00	0.17	1	0	1	0	0						3.17	
11	CCoSp4		3.50	0.23	2	1	0	0	1						3.73	
			<b>39.98</b>												<b>35.47</b>	
<b>Program Components</b>				<b>Factor</b>												
Composition				2.67	4.50	4.25	4.00	4.00	4.50						4.25	
Presentation				2.67	4.50	4.00	4.00	4.00	4.50						4.17	
Skating Skills				2.67	4.25	4.50	4.25	4.25	4.75						4.33	
<b>Judges Total Program Component Score (factored)</b>																<b>34.04</b>

**Deductions:** 0.00

**SKATE HELENA 2025**  
**JUDGES DETAILS PER SKATER**  
**JUNIOR WOMEN FREE SKATING**

Rank	Name	Nation	Starting Number	Total Segment Score	Total Element Score	Total Program Component Score (factored)	Total Deductions
17	Zoja KRAMAR	SLO	16	64.80	27.08	38.72	-1.00

#	Executed Elements	Info	Base Value	GOE	J1	J2	J3	J4	J5	J6	J7	J8	J9	Ref.	Scores of Panel
1	2Lz		2.10	-1.05	-5	-5	-5	-4	-5						1.05
2	3F	F	5.30	-2.65	-5	-5	-5	-5	-5						2.65
3	T		0.00	0.00	-	-	-	-	-						0.00
4	2F		1.80	-0.42	-2	-3	-2	-1	-3						1.38
5	FCSp4		3.20	0.00	0	0	0	0	1						3.20
6	2Lz+2T		3.74	x -0.28	-2	-2	-1	-1	-1						3.46
7	3T+2T		6.05	x -0.98	-2	-3	-2	-2	-3						5.07
8	3S*+1Eu*+2S*	* * *	0.00	x 0.00	-	-	-	-	-						0.00
9	ChSq1		3.00	0.67	1	1	2	2	1						3.67
10	CCoSp4		3.50	0.35	1	1	1	1	1						3.85
11	SSp4		2.50	0.25	1	1	1	1	1						2.75
			<b>31.19</b>												<b>27.08</b>
<b>Program Components</b>				<b>Factor</b>											
Composition				2.67	5.00	4.75	4.75	4.75	4.75						4.75
Presentation				2.67	4.50	4.25	4.50	4.75	4.50						4.50
Skating Skills				2.67	5.25	5.25	5.25	5.25	4.75						5.25
<b>Judges Total Program Component Score (factored)</b>															<b>38.72</b>
<b>Deductions:</b>			Falls	-1.00	(1)										<b>-1.00</b>

Rank	Name	Nation	Starting Number	Total Segment Score	Total Element Score	Total Program Component Score (factored)	Total Deductions
18	Neza LUSIC	SLO	7	64.53	30.82	34.71	-1.00

#	Executed Elements	Info	Base Value	GOE	J1	J2	J3	J4	J5	J6	J7	J8	J9	Ref.	Scores of Panel
1	2A		3.30	-0.55	0	-1	-3	-3	-1						2.75
2	2A<	F <	2.64	-1.32	-5	-5	-5	-5	-5						1.32
3	2F+2T		3.10	0.00	-1	0	0	0	0						3.10
4	CSp3		2.30	-0.46	-2	-2	-1	-2	-2						1.84
5	2Lz+2Lo+2Lo		5.50	-0.28	-2	0	-1	-1	-2						5.22
6	2Lz+2T		3.74	x 0.00	0	0	0	0	0						3.74
7	2F		1.98	x 0.00	0	0	0	0	0						1.98
8	2S		1.43	x 0.00	-2	0	0	0	0						1.43
9	ChSq1		3.00	-0.33	0	-1	-1	-1	1						2.67
10	FCCoSp4		3.50	-0.35	-1	-1	-1	-1	1						3.15
11	CCoSp4		3.50	0.12	-1	1	0	0	1						3.62
			<b>33.99</b>												<b>30.82</b>
<b>Program Components</b>				<b>Factor</b>											
Composition				2.67	4.75	4.25	4.25	3.75	4.75						4.42
Presentation				2.67	4.75	4.25	4.00	4.00	4.75						4.33
Skating Skills				2.67	4.25	4.75	4.00	3.75	4.50						4.25
<b>Judges Total Program Component Score (factored)</b>															<b>34.71</b>
<b>Deductions:</b>			Falls	-1.00	(1)										<b>-1.00</b>

**SKATE HELENA 2025**  
**JUDGES DETAILS PER SKATER**  
**JUNIOR WOMEN FREE SKATING**

Rank	Name	Nation	Starting Number	Total Segment Score	Total Element Score	Total Program Component Score (factored)	Total Deductions
19	Meri MARINAC	CRO	10	62.42	24.92	38.50	-1.00

#	Executed Elements	Info	Base Value	GOE	J1	J2	J3	J4	J5	J6	J7	J8	J9	Ref.	Scores of Panel	
1	3S		4.30	-0.72	-2	-2	-1	-1	-2						3.58	
2	1A		1.10	0.18	2	0	1	2	2						1.28	
3	2S		1.30	-0.17	-1	-2	-1	-1	-2						1.13	
4	CCoSp4		3.50	0.00	0	-2	0	0	0						3.50	
5	1A		1.10	0.04	2	0	0	0	1						1.14	
6	SSp3		2.10	0.21	2	1	1	1	1						2.31	
7	3T	F	4.62	x -2.10	-5	-5	-5	-5	-5						2.52	
8	2Lz+1T		2.75	x -0.77	-4	-4	-4	-3	-3						1.98	
9	2S		1.43	x 0.00	2	-2	0	0	0						1.43	
10	ChSq1		3.00	0.17	3	1	0	0	0						3.17	
11	FCSp4		3.20	-0.32	1	-2	-1	-1	-1						2.88	
			<b>28.40</b>												<b>24.92</b>	
<b>Program Components</b>				<b>Factor</b>												
Composition				2.67	6.00	4.50	5.00	4.75	4.25					4.75		
Presentation				2.67	5.25	4.00	4.75	4.50	4.25					4.50		
Skating Skills				2.67	5.00	5.25	5.25	5.25	4.50					5.17		
<b>Judges Total Program Component Score (factored)</b>												<b>38.50</b>				
<b>Deductions:</b>			Falls	-1.00	(1)											<b>-1.00</b>

Rank	Name	Nation	Starting Number	Total Segment Score	Total Element Score	Total Program Component Score (factored)	Total Deductions
20	Ksenija HEIMANE	LAT	4	61.74	28.58	33.16	0.00

#	Executed Elements	Info	Base Value	GOE	J1	J2	J3	J4	J5	J6	J7	J8	J9	Ref.	Scores of Panel	
1	3Lo<	<	3.92	-1.83	-3	-4	-5	-5	-5						2.09	
2	3Lo<<+REP	<<	1.19	-0.85	-4	-5	-5	-5	-5						0.34	
3	3S<	<	3.44	-1.03	-3	-3	-3	-3	-3						2.41	
4	2A<+2T	<	3.94	-0.79	-4	-3	-3	-3	-3						3.15	
5	FCSp3		2.80	0.00	0	0	0	0	1						2.80	
6	2Lz		2.31	x 0.14	0	0	1	1	1						2.45	
7	2A		3.63	x -0.11	-1	-1	0	0	0						3.52	
8	2Lz+2T		3.74	x 0.00	0	0	0	0	0						3.74	
9	CCoSp3		3.00	-0.30	-2	-1	-1	-1	-1						2.70	
10	LSp4		2.70	0.18	1	0	1	0	2						2.88	
11	ChSq1		3.00	-0.50	-2	-1	-1	-1	1						2.50	
			<b>33.67</b>												<b>28.58</b>	
<b>Program Components</b>				<b>Factor</b>												
Composition				2.67	4.00	4.00	3.75	3.75	4.25					3.92		
Presentation				2.67	4.50	3.50	3.75	4.00	4.50					4.08		
Skating Skills				2.67	4.50	4.50	4.25	4.25	4.50					4.42		
<b>Judges Total Program Component Score (factored)</b>												<b>33.16</b>				
<b>Deductions:</b>																<b>0.00</b>

**SKATE HELENA 2025**  
**JUDGES DETAILS PER SKATER**  
**JUNIOR WOMEN FREE SKATING**

Rank	Name	Nation	Starting Number	Total Segment Score	Total Element Score	Total Program Component Score (factored)	Total Deductions
21	Maria ILIEVA	BUL	2	59.81	27.77	32.04	0.00

#	Executed Elements	Info	Base Value	GOE	J1	J2	J3	J4	J5	J6	J7	J8	J9	Ref.	Scores of Panel
1	2Lz		2.10	0.00	-1	0	0	0	0						2.10
2	2F+1A+2Lo+SEQ		4.60	0.00	-1	0	0	0	0						4.60
3	2F+2Lo		3.50	0.06	1	1	0	0	0						3.56
4	2S		1.30	0.00	0	0	0	0	0						1.30
5	CCoSp2		2.50	-0.25	-1	-2	-1	-1	0						2.25
6	FCSp1		1.90	-0.25	-2	-2	-1	-1	-1						1.65
7	2Lz+2T		3.74	x -0.07	-2	-1	0	0	0						3.67
8	1A		1.21	x 0.00	-1	0	0	0	0						1.21
9	ChSq1		3.00	0.50	-1	1	1	1	1						3.50
10	2S		1.43	x 0.00	0	0	0	0	0						1.43
11	SSp4		2.50	0.00	0	-1	0	0	0						2.50
			<b>27.78</b>												<b>27.77</b>
<b>Program Components</b>				<b>Factor</b>											
Composition				2.67	4.25	3.50	4.00	3.75	4.25					4.00	
Presentation				2.67	4.00	3.00	4.00	3.75	4.25					3.92	
Skating Skills				2.67	4.00	3.75	4.25	4.00	4.25					4.08	
<b>Judges Total Program Component Score (factored)</b>														<b>32.04</b>	

**Deductions:** 0.00

Rank	Name	Nation	Starting Number	Total Segment Score	Total Element Score	Total Program Component Score (factored)	Total Deductions
22	Tsvetelina PANOVA	BUL	3	54.22	22.40	31.82	0.00

#	Executed Elements	Info	Base Value	GOE	J1	J2	J3	J4	J5	J6	J7	J8	J9	Ref.	Scores of Panel
1	3F<<	<<	1.80	-0.90	-5	-5	-5	-5	-5						0.90
2	3Lo<	<	3.92	-1.05	-3	-3	-2	-2	-3						2.87
3	3S<	<	3.44	-1.03	-3	-3	-2	-3	-3						2.41
4	CCoSp3		3.00	-0.90	-3	-3	-3	-3	-2						2.10
5	2Lz+2A<+SEQ	<	4.74	-0.88	-3	-4	-3	-3	-4						3.86
6	3S<<+SEQ+1A*+REP	<< *	1.00	x -0.65	-5	-5	-5	-5	-5						0.35
7	FCSp3		2.80	0.28	1	1	1	1	1						3.08
8	2Lz+2T*+2A<<+SEQ+REP	* << *	1.62	x -0.84	-4	-5	-4	-4	-4						0.78
9	ChSq1		3.00	0.00	-1	0	0	0	0						3.00
10	2F		1.98	x 0.00	0	0	0	0	0						1.98
11	SSp2		1.60	-0.53	-4	-4	-3	-3	-3						1.07
			<b>28.90</b>												<b>22.40</b>
<b>Program Components</b>				<b>Factor</b>											
Composition				2.67	4.25	3.75	4.00	3.75	4.25					4.00	
Presentation				2.67	3.25	3.25	3.75	4.25	4.25					3.75	
Skating Skills				2.67	4.25	4.25	4.25	4.00	4.00					4.17	
<b>Judges Total Program Component Score (factored)</b>														<b>31.82</b>	

**Deductions:** 0.00

**SKATE HELENA 2025**  
**JUDGES DETAILS PER SKATER**  
**JUNIOR WOMEN FREE SKATING**

Rank	Name	Nation	Starting Number	Total Segment Score	Total Element Score	Total Program Component Score (factored)	Total Deductions								
23	Sofia VUTOVA	BUL	1	51.80	23.79	28.01	0.00								
#	Executed Elements	Info	Base Value	GOE	J1	J2	J3	J4	J5	J6	J7	J8	J9	Ref.	Scores of Panel
1	2A<<	<<	1.10	-0.55	-4	-5	-5	-5	-5						0.55
2	2Lz		2.10	-0.14	-1	-1	0	0	-1						1.96
3	3S<<	<<	1.30	-0.48	-4	-4	-3	-3	-4						0.82
4	FCSp3		2.80	0.00	0	0	0	1	0						2.80
5	2F+2T+1A+SEQ		4.20	-0.48	-3	-3	-2	-2	-3						3.72
6	2F+2Lo		3.85	x -0.42	-5	-2	-2	-1	-3						3.43
7	CCoSp3		3.00	-0.40	-3	-2	-1	-1	0						2.60
8	ChSq1		3.00	-0.67	-2	-2	-1	-1	0						2.33
9	2Lze	e	1.85	x -0.39	-3	-2	-2	-2	-4						1.46
10	2Lo		1.87	x 0.00	0	0	0	0	0						1.87
11	SSp4		2.50	-0.25	-2	-1	-1	-1	0						2.25
			<b>27.57</b>												<b>23.79</b>
Program Components				Factor											
Composition				2.67	3.50	3.25	3.75	3.50	3.75					3.58	
Presentation				2.67	3.00	3.00	3.75	3.50	3.50					3.33	
Skating Skills				2.67	3.50	3.50	4.00	3.75	3.50					3.58	
<b>Judges Total Program Component Score (factored)</b>													<b>28.01</b>		
<b>Deductions:</b>														<b>0.00</b>	

Legend:							
#	Sequence number	GOE	Grade of Execution	Jx	Judges (x=1-9)	Ref.	Referee
*	Invalid element	e	Wrong edge	<	Under-rotated jump	<<	Downgraded jump
x	Credit for highlight distribution, base value multiplied by 1.1			REP	Jump repetition	F	Fall
q	Jump landed on the quarter						

# SKATE HELENA 2025

## ADVANCED NOVICE MEN

Pionir Ice Hall	31 JAN 2025	19:45	Short Program
	01 FEB 2025	19:36	Free Skating

Size of Skating Arena:	30m*60m
Ice Conditions:	very good
Number of Entries:	2
Number of Participants:	2

Entry Withdrawn:
------------------

<b>Short Program</b>		
Duration:	2:20 +/- 10 seconds	
Segment Factor:	1.00	
<b>Program Component Factors:</b>	Composition	1.20
	Presentation	1.20
	Skating Skills	1.20

<b>Free Skating</b>		
Duration:	3:00 +/- 10 seconds	
Segment Factor:	1.00	
<b>Program Component Factors:</b>	Composition	2.40
	Presentation	2.40
	Skating Skills	2.40

**SKATE HELENA 2025**  
**PANEL OF JUDGES**  
**ADVANCED NOVICE MEN**

**Officials**

Technical Controller	Ms. Ursa KRUSEC	ISU
Technical Specialist	Ms. Sandra PAVICIC	ISU
Technical Specialist	Ms. Mila ZVICER	SRB

**Judges**

Referee	Ms. Eva SZILAGYI	ISU
Judge No. 1	Ms. Eva SZILAGYI	HUN
Judge No. 2	Mr. Josip CEROVAC	CRO
Judge No. 3	Ms. Rengin GUNAYDIN	TUR
Judge No. 4	Ms. Natasa DJOKOVIC	SRB
Judge No. 5	Ms. Jovana MITROVIC	SRB

**Data/Replay Operator**

Data Operator	Ms. Jelena ABAY	ISU
Replay Operator	Ms. Melodi YARKIN	ISU



# SKATE HELENA 2025

## RESULTS

### ADVANCED NOVICE MEN

Pl.	Name Club	Nation	Total Score	SP	FS
1	Ziga JEVNIK	SLO	84.68	1	1
2	Kaloyan RUSEV	BUL	60.01	2	2


Ms. Eva SZILAGYI, ISU

Referee



Ms. Ursa KRUSEC, ISU

Technical Controller



Legend:

SP Short Program FS Free Skating Pl. Place

# SKATE HELENA 2025

## RESULTS DETAILS

### ADVANCED NOVICE MEN SHORT PROGRAM

Pl.	Name	Nation	Total Segment Score =	Total Element Score +	Factored Total Component Score +	CO	PR	SK	Deductions -
1	Ziga JEVNIK	SLO	32.76	19.16	13.60	3.75	3.75	3.83	0.00
2	Kaloyan RUSEV	BUL	21.53	9.53	12.00	3.42	3.25	3.33	0.00

**Legend:**

CO Composition

Pl. Place

PR Presentation

SK Skating Skills

**SKATE HELENA 2025**  
**JUDGES DETAILS PER SKATER**  
**ADVANCED NOVICE MEN SHORT PROGRAM**

Rank	Name	Nation	Starting Number	Total Segment Score	Total Element Score	Total Program Component Score (factored)	Total Deductions
1	Ziga JEVNIK	SLO	2	32.76	19.16	13.60	0.00

#	Executed Elements	Info	Base Value	GOE	J1	J2	J3	J4	J5	J6	J7	J8	J9	Bonus	Ref.	Scores of Panel
1	3F<	F <	4.24	-2.12	-5	-5	-5	-5	-5							2.12
2	3SqB+2T	q b	5.60	-0.86	-2	-2	-2	-2	-2					1.00		5.74
3	CCoSp3		3.00	-0.20	0	0	-1	-1	-1							2.80
4	2Ab	b	3.30	-0.22	-1	-1	0	-1	0					1.00		4.08
5	StSq2		2.60	-0.26	-1	-1	0	-2	-1							2.34
6	CSSp3		2.60	-0.52	-2	-2	-2	-2	-2							2.08
			<b>21.34</b>													<b>19.16</b>
<b>Program Components</b>				<b>Factor</b>												
Composition				1.20	3.00	3.75	3.75	3.75	4.00					3.75		
Presentation				1.20	3.00	4.00	4.00	3.75	3.50					3.75		
Skating Skills				1.20	3.25	3.75	3.75	4.00	4.00					3.83		
<b>Judges Total Program Component Score (factored)</b>												<b>13.60</b>				

<b>Deductions:</b>	<b>0.00</b>
--------------------	-------------

Rank	Name	Nation	Starting Number	Total Segment Score	Total Element Score	Total Program Component Score (factored)	Total Deductions
2	Kaloyan RUSEV	BUL	1	21.53	9.53	12.00	0.00

#	Executed Elements	Info	Base Value	GOE	J1	J2	J3	J4	J5	J6	J7	J8	J9	Ref.	Scores of Panel
1	2A<	F <	2.64	-1.32	-5	-5	-5	-5	-5						1.32
2	2Lz+2T		3.40	-0.07	0	0	0	-1	-1						3.33
3	SSp2*	*	0.00	0.00	-	-	-	-	-						0.00
4	2F!	!	1.80	-0.30	-2	-2	-1	0	-2						1.50
5	CCoSp2		2.50	-0.50	-2	-2	-2	-2	-2						2.00
6	StSq1		1.80	-0.42	-3	-2	-2	-3	-1						1.38
			<b>12.14</b>												<b>9.53</b>
<b>Program Components</b>				<b>Factor</b>											
Composition				1.20	3.50	3.50	3.50	3.00	3.25					3.42	
Presentation				1.20	3.25	3.25	3.25	3.00	3.25					3.25	
Skating Skills				1.20	3.50	3.25	3.75	3.25	3.00					3.33	
<b>Judges Total Program Component Score (factored)</b>												<b>12.00</b>			

<b>Deductions:</b>	<b>0.00</b>
--------------------	-------------

<b>Legend:</b>							
#	Sequence number	GOE	Grade of Execution	Jx	Judges (x=1-9)	Ref.	Referee
*	Invalid element	<	Under-rotated jump	!	Not clear edge	F	Fall
q	Jump landed on the quarter	b	Bonus Point for jump added to the element score				

# SKATE HELENA 2025

## RESULTS DETAILS

### ADVANCED NOVICE MEN FREE SKATING

Pl.	Name	Nation	Total Segment Score =	Total Element Score +	Factored Total Component Score +	CO	PR	SK	Deductions -
1	Ziga JEVNIK	SLO	51.92	27.41	25.01	3.50	3.42	3.50	-0.50
2	Kaloyan RUSEV	BUL	38.48	16.91	21.57	3.08	2.83	3.08	0.00

**Legend:**

CO Composition

Pl. Place

PR Presentation

SK Skating Skills

**SKATE HELENA 2025**  
**JUDGES DETAILS PER SKATER**  
**ADVANCED NOVICE MEN FREE SKATING**

Rank	Name	Nation	Starting Number	Total Segment Score	Total Element Score	Total Program Component Score (factored)	Total Deductions
1	Ziga JEVNIK	SLO	2	51.92	27.41	25.01	-0.50

#	Executed Elements	Info	Base Value	GOE	J1	J2	J3	J4	J5	J6	J7	J8	J9	Bonus	Ref.	Scores of Panel
1	3F<	F <	4.24	-2.12	-5	-5	-5	-5	-5							2.12
2	3S<+2T	<	4.74	-0.80	-3	-2	-2	-2	-3							3.94
3	2Ab	b	3.30	-0.33	-1	-1	-1	-1	-2					1.00		3.97
4	2Lz+2Lo+2Lo		5.50	-0.07	-1	0	0	0	-1							5.43
5	CCoSp3		3.00	-0.50	-2	-2	-1	-2	-1							2.50
6	ChSq1		3.00	-0.83	-2	-2	-2	-1	-1							2.17
7	3S<	<	3.44	-1.38	-3	-2	-4	-5	-5							2.06
8	2A		3.30	0.00	-1	0	0	0	0							3.30
9	FCSp2		2.30	-0.38	-2	-3	-1	-2	-1							1.92
			<b>32.82</b>													<b>27.41</b>
<b>Program Components</b>				<b>Factor</b>												
Composition				2.40	3.00	3.75	3.75	3.50	3.25							3.50
Presentation				2.40	3.25	3.50	3.50	3.50	3.25							3.42
Skating Skills				2.40	3.00	3.75	3.50	3.50	3.50							3.50
<b>Judges Total Program Component Score (factored)</b>																<b>25.01</b>

<b>Deductions:</b>	Falls	-0.50 (1)	<b>-0.50</b>
--------------------	-------	-----------	--------------

Rank	Name	Nation	Starting Number	Total Segment Score	Total Element Score	Total Program Component Score (factored)	Total Deductions
2	Kaloyan RUSEV	BUL	1	38.48	16.91	21.57	0.00

#	Executed Elements	Info	Base Value	GOE	J1	J2	J3	J4	J5	J6	J7	J8	J9	Ref.	Scores of Panel	
1	2A<	F <	2.64	-1.32	-5	-5	-5	-5	-5						1.32	
2	2Lzq	q	2.10	-0.42	-2	-2	-2	-2	-2						1.68	
3	2F+2Lo+1A+SEQ		4.60	-0.12	0	0	-1	-1	-3						4.48	
4	2Lz		2.10	-0.21	0	-1	-1	-1	-2						1.89	
5	CoSp1*	*	0.00	0.00	-	-	-	-	-						0.00	
6	2F+2Loq	q	3.50	-0.66	-5	-5	-3	-3	-3						2.84	
7	2S		1.30	-0.04	0	0	0	-1	-2						1.26	
8	FCSp1		1.90	-0.63	-4	-4	-3	-3	-3						1.27	
9	ChSq1		3.00	-0.83	-2	-1	-3	-2	-1						2.17	
			<b>21.14</b>													<b>16.91</b>
<b>Program Components</b>				<b>Factor</b>												
Composition				2.40	3.50	3.25	3.25	2.75	2.50							3.08
Presentation				2.40	3.25	3.00	3.00	2.50	2.25							2.83
Skating Skills				2.40	3.25	3.25	3.25	2.75	2.50							3.08
<b>Judges Total Program Component Score (factored)</b>																<b>21.57</b>

<b>Deductions:</b>			<b>0.00</b>
--------------------	--	--	-------------

<b>Legend:</b>							
#	Sequence number	GOE	Grade of Execution	Jx	Judges (x=1-9)	Ref.	Referee
*	Invalid element	<	Under-rotated jump	F	Fall	q	Jump landed on the quarter
b	Bonus Point for jump added to the element score						

# SKATE HELENA 2025

## ADVANCED NOVICE WOMEN

Pionir Ice Hall	31 JAN 2025	17:30	Short Program
	01 FEB 2025	17:05	Free Skating

Size of Skating Arena:	30m*60m
Ice Conditions:	very good
Number of Entries:	21
Number of Participants:	21

Entry Withdrawn:
------------------

<b>Short Program</b>		
Duration:	2:20 +/- 10 seconds	
Segment Factor:	1.00	
<b>Program Component Factors:</b>	Composition	1.07
	Presentation	1.07
	Skating Skills	1.07

<b>Free Skating</b>		
Duration:	3:00 +/- 10 seconds	
Segment Factor:	1.00	
<b>Program Component Factors:</b>	Composition	2.13
	Presentation	2.13
	Skating Skills	2.13

**SKATE HELENA 2025**  
**PANEL OF JUDGES**  
**ADVANCED NOVICE WOMEN**

**Officials**

Technical Controller	Ms. Ursa KRUSEC	ISU
Technical Specialist	Ms. Mila ZVICER	SRB
Technical Specialist	Ms. Sandra PAVICIC	ISU

**Judges**

Referee	Ms. Eva SZILAGYI	ISU
Judge No. 1	Ms. Eva SZILAGYI	HUN
Judge No. 2	Mr. Josip CEROVAC	CRO
Judge No. 3	Ms. Rengin GUNAYDIN	TUR
Judge No. 4	Ms. Natasa DJOKOVIC	SRB
Judge No. 5	Ms. Jovana MITROVIC	SRB

**Data/Replay Operator**

Data Operator	Ms. Jelena ABAY	ISU
Replay Operator	Ms. Melodi YARKIN	ISU

**SKATE HELENA 2025****RESULTS****ADVANCED NOVICE WOMEN**

Pl.	Name Club	Nation	Total Score	SP	FS
1	Noelie HAYMOZ	SUI	104.77	3	1
2	Marina SEKULOVSKI	SUI	104.35	2	2
3	Paula KASNAR	CRO	102.09	1	4
4	Tea SAJKO	CRO	93.84	8	3
5	Zoe MOSCA BARBERIS	ITA	93.36	6	5
6	Nadja SAVIC	SRB	92.49	7	6
7	Siana ANDREEVA	BUL	90.33	4	7
8	Anna SERGIENKO	SLO	88.01	5	8
9	Summer WIJKHUIZEN	NED	83.54	9	10
10	Clara TONIOLO	SUI	82.86	10	9
11	Mariana VALITSKAIA	SRB	78.14	12	13
12	Ivayla PANOVA	BUL	78.05	15	11
13	Adriana LAGMAN	GBR	78.03	14	12
14	Zala KAS	SLO	76.61	13	14
15	Gergana YORDANOVA	BUL	69.66	11	17
16	Martina PEYCHEVA	BUL	65.11 <sup>*</sup>	16	16
17	Simona KONDOVA	BUL	64.20	18	15
18	Sara MUJCIC	BIH	63.52	17	18
19	Tara BESIC	CRO	60.86	19	19
20	Aleksandra ALEKSANDROVA	BUL	57.29	20	21
21	Teodora SIMEONOVA	BUL	57.05	21	20

**Ms. Eva SZILAGYI, ISU**

Referee

**Ms. Ursa KRUSEC, ISU**

Technical Controller





**SKATE HELENA 2025****RESULTS DETAILS****ADVANCED NOVICE WOMEN SHORT PROGRAM**

Pl.	Name	Nation	Total Segment Score =	Total Element Score +	Factored Total Component Score +	CO	PR	SK	Deductions -
1	Paula KASNAR	CRO	39.81	25.00	14.81	4.67	4.42	4.75	0.00
2	Marina SEKULOVSKI	SUI	38.37	22.95	15.42	4.83	4.75	4.83	0.00
3	Noelie HAYMOZ	SUI	36.80	22.36	14.44	4.42	4.33	4.75	0.00
4	Siana ANDREEVA	BUL	35.51	21.96	13.55	4.25	4.08	4.33	0.00
5	Anna SERGIENKO	SLO	34.02	19.74	14.28	4.50	4.42	4.42	0.00
6	Zoe MOSCA BARBERIS	ITA	32.39	17.86	14.53	4.75	4.50	4.33	0.00
7	Nadja SAVIC	SRB	31.78	17.15	14.63	4.58	4.67	4.42	0.00
8	Tea SAJKO	CRO	31.11	18.36	12.75	4.00	3.92	4.00	0.00
9	Summer WIJKHUIZEN	NED	30.27	16.71	13.56	4.25	4.42	4.00	0.00
10	Clara TONIOLO	SUI	29.45	16.88	12.57	3.92	3.75	4.08	0.00
11	Gergana YORDANOVA	BUL	29.08	15.17	13.91	4.33	4.25	4.42	0.00
12	Mariana VALITSKAIA	SRB	28.88	15.86	13.02	4.00	4.08	4.08	0.00
13	Zala KAS	SLO	28.12	15.37	12.75	4.08	3.83	4.00	0.00
14	Adriana LAGMAN	GBR	26.70	13.68	13.02	4.25	4.00	3.92	0.00
15	Ivayla PANOVA	BUL	26.59	13.39	13.20	4.17	4.00	4.17	0.00
16	Martina PEYCHEVA	BUL	24.39	12.96	11.43	3.67	3.50	3.50	0.00
17	Sara MUJCIC	BIH	24.08	12.49	11.59	3.58	3.75	3.50	0.00
18	Simona KONDOVA	BUL	22.90	10.77	12.13	3.83	3.67	3.83	0.00
19	Tara BESIC	CRO	22.81	11.94	10.87	3.50	3.33	3.33	0.00
20	Aleksandra ALEKSANDROVA	BUL	21.92	11.13	10.79	3.50	3.33	3.25	0.00
21	Teodora SIMEONOVA	BUL	20.63	9.20	11.43	3.67	3.50	3.50	0.00

**Legend:**

<b>CO</b>	Composition	<b>Pl.</b>	Place	<b>PR</b>	Presentation	<b>SK</b>	Skating Skills
-----------	-------------	------------	-------	-----------	--------------	-----------	----------------

# SKATE HELENA 2025

## JUDGES DETAILS PER SKATER

### ADVANCED NOVICE WOMEN SHORT PROGRAM

Rank	Name	Nation	Starting Number	Total Segment Score	Total Element Score	Total Program Component Score (factored)	Total Deductions
1	Paula KASNAR	CRO	3	39.81	25.00	14.81	0.00

#	Executed Elements	Info	Base Value	GOE	J1	J2	J3	J4	J5	J6	J7	J8	J9	Bonus	Ref.	Scores of Panel	
1	3Lzqb	q b	5.90	-1.38	-2	-3	-3	-2	-2					1.00		5.52	
2	3T+2T		5.50	0.00	0	0	0	0	0							5.50	
3	LSp3		2.40	0.40	2	2	2	1	1							2.80	
4	2Ab	b	3.30	0.66	2	2	2	2	1					1.00		4.96	
5	StSq3		3.30	0.44	1	2	1	1	2							3.74	
6	CCoSp3V		2.25	0.23	1	1	1	1	1							2.48	
			<b>22.65</b>													<b>25.00</b>	
<b>Program Components</b>				<b>Factor</b>													
Composition				1.07	3.75	4.75	4.75	4.75	4.50							4.67	
Presentation				1.07	4.00	5.25	4.50	4.50	4.25							4.42	
Skating Skills				1.07	4.25	5.25	4.75	4.75	4.75							4.75	
<b>Judges Total Program Component Score (factored)</b>																	<b>14.81</b>

**Deductions:** 0.00

Rank	Name	Nation	Starting Number	Total Segment Score	Total Element Score	Total Program Component Score (factored)	Total Deductions
2	Marina SEKULOVSKI	SUI	13	38.37	22.95	15.42	0.00

#	Executed Elements	Info	Base Value	GOE	J1	J2	J3	J4	J5	J6	J7	J8	J9	Bonus	Ref.	Scores of Panel	
1	3F<	<	4.24	-0.99	-3	-3	-2	-2	-2							3.25	
2	3Sq+2T	q b	5.60	-0.72	-2	-1	-2	-1	-2					1.00		5.88	
3	CCoSp2		2.50	0.42	1	2	1	2	2							2.92	
4	2Ab	b	3.30	0.66	1	2	2	2	2					1.00		4.96	
5	StSq3		3.30	0.55	1	1	2	2	2							3.85	
6	LSp2		1.90	0.19	0	1	1	1	2							2.09	
			<b>20.84</b>													<b>22.95</b>	
<b>Program Components</b>				<b>Factor</b>													
Composition				1.07	4.25	4.50	5.00	5.25	5.00							4.83	
Presentation				1.07	4.25	4.75	4.75	4.75	5.00							4.75	
Skating Skills				1.07	4.25	4.50	5.25	5.00	5.00							4.83	
<b>Judges Total Program Component Score (factored)</b>																	<b>15.42</b>

**Deductions:** 0.00

Rank	Name	Nation	Starting Number	Total Segment Score	Total Element Score	Total Program Component Score (factored)	Total Deductions
3	Noelie HAYMOZ	SUI	10	36.80	22.36	14.44	0.00

#	Executed Elements	Info	Base Value	GOE	J1	J2	J3	J4	J5	J6	J7	J8	J9	Bonus	Ref.	Scores of Panel	
1	3Tb+2T	b	5.50	0.56	1	1	2	1	2					1.00		7.06	
2	3Loq	q	4.90	-2.45	-5	-5	-5	-5	-5							2.45	
3	CCoSp3		3.00	0.00	0	0	0	0	1							3.00	
4	2Ab	b	3.30	0.00	0	0	1	0	0					1.00		4.30	
5	StSq3		3.30	0.33	1	0	1	2	1							3.63	
6	SSp2		1.60	0.32	2	1	2	2	2							1.92	
			<b>21.60</b>													<b>22.36</b>	
<b>Program Components</b>				<b>Factor</b>													
Composition				1.07	4.00	3.50	4.75	4.75	4.50							4.42	
Presentation				1.07	4.00	4.00	4.50	4.50	4.50							4.33	
Skating Skills				1.07	4.50	4.25	5.00	5.00	4.75							4.75	
<b>Judges Total Program Component Score (factored)</b>																	<b>14.44</b>

**Deductions:** 0.00

# SKATE HELENA 2025

## JUDGES DETAILS PER SKATER

### ADVANCED NOVICE WOMEN SHORT PROGRAM

Rank	Name	Nation	Starting Number	Total Segment Score	Total Element Score	Total Program Component Score (factored)	Total Deductions
4	Siana ANDREEVA	BUL	9	35.51	21.96	13.55	0.00

#	Executed Elements	Info	Base Value	GOE	J1	J2	J3	J4	J5	J6	J7	J8	J9	Bonus	Ref.	Scores of Panel	
1	3Sb+2T	b	5.60	0.29	1	1	0	0	1					1.00		6.89	
2	2Ab	b	3.30	0.22	2	1	1	0	0					1.00		4.52	
3	CCoSp3		3.00	-0.20	-1	-1	0	-1	0							2.80	
4	2Lz!	!	2.10	-0.21	-1	-1	0	-1	-1							1.89	
5	StSq3		3.30	0.11	0	-1	0	1	1							3.41	
6	SSp3		2.10	0.35	1	2	2	2	1							2.45	
			<b>19.40</b>													<b>21.96</b>	
<b>Program Components</b>				<b>Factor</b>													
Composition				1.07	3.75	4.25	4.25	4.25	4.50							4.25	
Presentation				1.07	3.75	4.00	4.00	4.50	4.25							4.08	
Skating Skills				1.07	4.00	4.00	4.50	4.50	4.50							4.33	
<b>Judges Total Program Component Score (factored)</b>																	<b>13.55</b>

Deductions:

0.00

Rank	Name	Nation	Starting Number	Total Segment Score	Total Element Score	Total Program Component Score (factored)	Total Deductions
5	Anna SERGIENKO	SLO	6	34.02	19.74	14.28	0.00

#	Executed Elements	Info	Base Value	GOE	J1	J2	J3	J4	J5	J6	J7	J8	J9	Bonus	Ref.	Scores of Panel	
1	3S<	<	3.44	-0.80	-2	-2	-3	-2	-3							2.64	
2	2Lz+2T		3.40	-0.63	-3	-3	-3	-3	-3							2.77	
3	2Ab	b	3.30	0.22	0	0	1	1	2					1.00		4.52	
4	SSp3		2.10	0.35	4	2	2	1	1							2.45	
5	StSq3		3.30	0.66	3	2	2	2	2							3.96	
6	CCoSp3		3.00	0.40	2	0	1	1	2							3.40	
			<b>18.54</b>													<b>19.74</b>	
<b>Program Components</b>				<b>Factor</b>													
Composition				1.07	5.00	4.75	4.25	4.25	4.50							4.50	
Presentation				1.07	4.50	5.00	4.00	4.00	4.75							4.42	
Skating Skills				1.07	4.75	4.50	4.25	4.25	4.50							4.42	
<b>Judges Total Program Component Score (factored)</b>																	<b>14.28</b>

Deductions:

0.00

Rank	Name	Nation	Starting Number	Total Segment Score	Total Element Score	Total Program Component Score (factored)	Total Deductions
6	Zoe MOSCA BARBERIS	ITA	7	32.39	17.86	14.53	0.00

#	Executed Elements	Info	Base Value	GOE	J1	J2	J3	J4	J5	J6	J7	J8	J9	Bonus	Ref.	Scores of Panel	
1	3Sb	b	4.30	-1.86	-4	-5	-5	-4	-4					1.00		3.44	
2	2A	F	3.30	-1.65	-5	-5	-5	-5	-5							1.65	
3	2Lz!+2T	!	3.40	-0.28	-1	-2	-1	-2	-1							3.12	
4	SSp3		2.10	0.21	2	2	-1	2	-2							2.31	
5	StSq3		3.30	0.44	0	1	3	2	1							3.74	
6	CCoSp3		3.00	0.60	1	2	2	2	2							3.60	
			<b>19.40</b>													<b>17.86</b>	
<b>Program Components</b>				<b>Factor</b>													
Composition				1.07	3.75	4.75	5.00	4.75	4.75							4.75	
Presentation				1.07	4.00	4.25	4.75	4.75	4.50							4.50	
Skating Skills				1.07	3.75	4.50	4.25	4.75	4.25							4.33	
<b>Judges Total Program Component Score (factored)</b>																	<b>14.53</b>

Deductions:

0.00

# SKATE HELENA 2025

## JUDGES DETAILS PER SKATER

### ADVANCED NOVICE WOMEN SHORT PROGRAM

Rank	Name	Nation	Starting Number	Total Segment Score	Total Element Score	Total Program Component Score (factored)	Total Deductions
7	Nadja SAVIC	SRB	4	31.78	17.15	14.63	0.00

#	Executed Elements	Info	Base Value	GOE	J1	J2	J3	J4	J5	J6	J7	J8	J9	Bonus	Ref.	Scores of Panel	
1	2Ab	b	3.30	-0.88	-2	-3	-2	-3	-3					1.00		3.42	
2	3S<	F <	3.44	-1.72	-5	-5	-5	-5	-5							1.72	
3	SSp2		1.60	0.32	2	3	2	2	2							1.92	
4	2Lz+2T		3.40	0.14	0	1	1	1	0							3.54	
5	StSq2		2.60	0.35	1	1	2	2	1							2.95	
6	CCoSp3		3.00	0.60	2	2	2	2	0							3.60	
			<b>17.34</b>													<b>17.15</b>	
<b>Program Components</b>				<b>Factor</b>													
	Composition			1.07	4.00	4.50	4.75	4.75	4.50							4.58	
	Presentation			1.07	4.00	4.75	5.00	4.75	4.50							4.67	
	Skating Skills			1.07	4.00	4.50	4.50	4.50	4.25							4.42	
<b>Judges Total Program Component Score (factored)</b>																<b>14.63</b>	

**Deductions:**

**0.00**

Rank	Name	Nation	Starting Number	Total Segment Score	Total Element Score	Total Program Component Score (factored)	Total Deductions
8	Tea SAJKO	CRO	12	31.11	18.36	12.75	0.00

#	Executed Elements	Info	Base Value	GOE	J1	J2	J3	J4	J5	J6	J7	J8	J9	Bonus	Ref.	Scores of Panel
1	2Ab	b	3.30	-0.66	-4	-2	-1	0	-3					1.00		3.64
2	StSq2		2.60	-0.09	-1	-1	0	0	0							2.51
3	3Sq+2T	q b	5.60	-0.86	-3	-2	-2	-2	-2					1.00		5.74
4	SSp2		1.60	0.05	0	0	1	0	1							1.65
5	3T<	<	3.36	-1.12	-4	-3	-3	-2	-4							2.24
6	CCoSp2		2.50	0.08	0	0	1	1	0							2.58
			<b>18.96</b>													<b>18.36</b>
<b>Program Components</b>				<b>Factor</b>												
	Composition			1.07	3.75	3.50	4.50	4.25	4.00							4.00
	Presentation			1.07	3.50	3.75	4.25	4.25	3.75							3.92
	Skating Skills			1.07	3.50	3.75	4.50	4.00	4.25							4.00
<b>Judges Total Program Component Score (factored)</b>																<b>12.75</b>

**Deductions:**

**0.00**

Rank	Name	Nation	Starting Number	Total Segment Score	Total Element Score	Total Program Component Score (factored)	Total Deductions
9	Summer WIJKHUIZEN	NED	8	30.27	16.71	13.56	0.00

#	Executed Elements	Info	Base Value	GOE	J1	J2	J3	J4	J5	J6	J7	J8	J9	Bonus	Ref.	Scores of Panel
1	2Ab	b	3.30	-0.11	-1	0	0	0	-1					1.00		4.19
2	2F!+2T	!	3.10	-0.24	-1	-1	-1	-2	-2							2.86
3	SSp2		1.60	0.16	1	1	1	1	0							1.76
4	StSq2		2.60	0.17	0	1	1	1	0							2.77
5	2Lz		2.10	-0.07	0	0	0	-1	-1							2.03
6	CCoSp3		3.00	0.10	0	1	2	0	0							3.10
			<b>15.70</b>													<b>16.71</b>
<b>Program Components</b>				<b>Factor</b>												
	Composition			1.07	4.25	4.25	4.25	4.25	4.00							4.25
	Presentation			1.07	4.50	4.50	4.50	4.25	4.00							4.42
	Skating Skills			1.07	3.75	4.00	4.00	4.00	4.00							4.00
<b>Judges Total Program Component Score (factored)</b>																<b>13.56</b>

**Deductions:**

**0.00**

# SKATE HELENA 2025

## JUDGES DETAILS PER SKATER

### ADVANCED NOVICE WOMEN SHORT PROGRAM

Rank	Name	Nation	Starting Number	Total Segment Score	Total Element Score	Total Program Component Score (factored)	Total Deductions
10	Clara TONIOLO	SUI	15	29.45	16.88	12.57	0.00

#	Executed Elements	Info	Base Value	GOE	J1	J2	J3	J4	J5	J6	J7	J8	J9	Bonus	Ref.	Scores of Panel	
1	3Lz<<<+COMBO	F <<	2.10	-1.05	-5	-5	-5	-5	-5							1.05	
2	3Tb	b	4.20	-1.12	-2	-3	-3	-2	-3					1.00		4.08	
3	CCoSp2		2.50	0.00	0	0	-1	0	0							2.50	
4	2Ab	b	3.30	0.11	0	1	0	1	0					1.00		4.41	
5	StSq3		3.30	-0.22	0	0	-1	-1	-1							3.08	
6	SSp2		1.60	0.16	1	1	1	0	1							1.76	
			<b>17.00</b>													<b>16.88</b>	
<b>Program Components</b>				<b>Factor</b>													
Composition				1.07	4.00	4.25	4.00	3.75	3.75							3.92	
Presentation				1.07	3.75	3.75	3.75	3.75	3.50							3.75	
Skating Skills				1.07	4.00	4.00	4.25	4.25	3.75							4.08	
<b>Judges Total Program Component Score (factored)</b>																	<b>12.57</b>

Deductions:

0.00

Rank	Name	Nation	Starting Number	Total Segment Score	Total Element Score	Total Program Component Score (factored)	Total Deductions
11	Gergana YORDANOVA	BUL	14	29.08	15.17	13.91	0.00

#	Executed Elements	Info	Base Value	GOE	J1	J2	J3	J4	J5	J6	J7	J8	J9	Ref.	Scores of Panel		
1	2A<	F <	2.64	-1.32	-5	-5	-5	-5	-5						1.32		
2	2Lz+2T		3.40	-0.07	0	0	0	-1	-1						3.33		
3	2F!	!	1.80	-0.18	-1	-1	-1	0	-1						1.62		
4	StSq3		3.30	0.22	1	0	1	0	1						3.52		
5	SSp3		2.10	0.28	1	2	1	2	1						2.38		
6	CCoSp3		3.00	0.00	1	-1	-1	0	1						3.00		
			<b>16.24</b>												<b>15.17</b>		
<b>Program Components</b>				<b>Factor</b>													
Composition				1.07	4.75	4.25	4.25	4.25	4.50							4.33	
Presentation				1.07	4.75	4.00	4.50	4.00	4.25							4.25	
Skating Skills				1.07	4.50	4.00	4.25	4.50	4.50							4.42	
<b>Judges Total Program Component Score (factored)</b>																	<b>13.91</b>

Deductions:

0.00

Rank	Name	Nation	Starting Number	Total Segment Score	Total Element Score	Total Program Component Score (factored)	Total Deductions
12	Mariana VALITSKAIA	SRB	18	28.88	15.86	13.02	0.00

#	Executed Elements	Info	Base Value	GOE	J1	J2	J3	J4	J5	J6	J7	J8	J9	Ref.	Scores of Panel		
1	2A<	F <	2.64	-1.32	-5	-5	-5	-5	-5						1.32		
2	2Lz		2.10	-0.28	-2	-1	-1	0	-2						1.82		
3	CCoSp3		3.00	0.30	1	1	1	1	-1						3.30		
4	2F+2T		3.10	0.00	-1	0	1	0	0						3.10		
5	StSq3		3.30	0.22	0	0	1	1	1						3.52		
6	LSp3		2.40	0.40	2	1	2	2	-1						2.80		
			<b>16.54</b>												<b>15.86</b>		
<b>Program Components</b>				<b>Factor</b>													
Composition				1.07	3.75	3.75	4.50	4.25	4.00							4.00	
Presentation				1.07	3.75	4.00	4.50	4.00	4.25							4.08	
Skating Skills				1.07	3.75	4.00	4.25	4.00	4.25							4.08	
<b>Judges Total Program Component Score (factored)</b>																	<b>13.02</b>

Deductions:

0.00

# SKATE HELENA 2025

## JUDGES DETAILS PER SKATER

### ADVANCED NOVICE WOMEN SHORT PROGRAM

Rank	Name	Nation	Starting Number	Total Segment Score	Total Element Score	Total Program Component Score (factored)	Total Deductions
13	Zala KAS	SLO	11	28.12	15.37	12.75	0.00

#	Executed Elements	Info	Base Value	GOE	J1	J2	J3	J4	J5	J6	J7	J8	J9	Ref.	Scores of Panel
1	2A<<	<<	1.10	-0.44	-4	-4	-4	-4	-4						0.66
2	3S<+2T	>	4.74	-0.80	-4	-2	-2	-2	-3						3.94
3	2Lzq	q	2.10	-0.42	-2	-3	-2	-2	-2						1.68
4	SSp3		2.10	0.28	2	1	1	2	1						2.38
5	StSq3		3.30	0.11	0	0	0	1	1						3.41
6	CCoSp3		3.00	0.30	2	1	1	1	1						3.30
			<b>16.34</b>												<b>15.37</b>
<b>Program Components</b>				<b>Factor</b>											
Composition				1.07	3.75	3.75	4.25	4.25	4.25					4.08	
Presentation				1.07	3.50	3.50	4.00	4.00	4.00					3.83	
Skating Skills				1.07	4.00	4.00	4.25	4.00	4.00					4.00	
<b>Judges Total Program Component Score (factored)</b>															<b>12.75</b>

Deductions:

0.00

Rank	Name	Nation	Starting Number	Total Segment Score	Total Element Score	Total Program Component Score (factored)	Total Deductions
14	Adriana LAGMAN	GBR	21	26.70	13.68	13.02	0.00

#	Executed Elements	Info	Base Value	GOE	J1	J2	J3	J4	J5	J6	J7	J8	J9	Bonus	Ref.	Scores of Panel
1	2Ab	b	3.30	-1.65	-5	-5	-5	-4	-5					1.00		2.65
2	2Lz!+2T	!	3.40	-0.28	-1	-1	-1	-2	-2							3.12
3	2F		1.80	-0.54	-2	-3	-3	-3	-3							1.26
4	CCoSp3		3.00	-0.50	0	-2	-1	-2	-2							2.50
5	StSq2		2.60	0.00	0	0	0	0	1							2.60
6	SSp2		1.60	-0.05	0	-1	-1	0	2							1.55
			<b>15.70</b>													<b>13.68</b>
<b>Program Components</b>				<b>Factor</b>												
Composition				1.07	4.25	4.25	3.75	4.25	4.25					4.25		
Presentation				1.07	4.25	4.00	4.00	4.00	4.00					4.00		
Skating Skills				1.07	4.25	4.00	4.00	3.75	3.75					3.92		
<b>Judges Total Program Component Score (factored)</b>															<b>13.02</b>	

Deductions:

0.00

Rank	Name	Nation	Starting Number	Total Segment Score	Total Element Score	Total Program Component Score (factored)	Total Deductions
15	Ivayla PANOVA	BUL	1	26.59	13.39	13.20	0.00

#	Executed Elements	Info	Base Value	GOE	J1	J2	J3	J4	J5	J6	J7	J8	J9	Ref.	Scores of Panel
1	2F		1.80	0.18	1	1	1	1	1						1.98
2	2Lz+2T		3.40	0.07	1	1	0	0	0						3.47
3	2A<	F <	2.64	-1.32	-5	-5	-5	-5	-5						1.32
4	CCoSp3		3.00	-0.50	-3	-3	-1	-1	0						2.50
5	StSq2		2.60	0.09	1	0	1	0	0						2.69
6	SSp1		1.30	0.13	1	1	1	1	1						1.43
			<b>14.74</b>												<b>13.39</b>
<b>Program Components</b>				<b>Factor</b>											
Composition				1.07	4.50	4.00	4.25	4.00	4.25					4.17	
Presentation				1.07	4.25	3.75	4.00	4.00	4.00					4.00	
Skating Skills				1.07	4.50	3.75	4.00	4.25	4.25					4.17	
<b>Judges Total Program Component Score (factored)</b>															<b>13.20</b>

Deductions:

0.00

# SKATE HELENA 2025

## JUDGES DETAILS PER SKATER

### ADVANCED NOVICE WOMEN SHORT PROGRAM

Rank	Name	Nation	Starting Number	Total Segment Score	Total Element Score	Total Program Component Score (factored)	Total Deductions
16	Martina PEYCHEVA	BUL	19	24.39	12.96	11.43	0.00

#	Executed Elements	Info	Base Value	GOE	J1	J2	J3	J4	J5	J6	J7	J8	J9	Ref.	Scores of Panel	
1	2A<<	<<	1.10	-0.40	-5	-4	-3	-3	-4						0.70	
2	2F+2T		3.10	0.00	0	0	1	-1	0						3.10	
3	CCoSp3		3.00	0.00	0	0	0	0	0						3.00	
4	StSq3		3.30	-0.33	0	-1	-1	-2	-1						2.97	
5	2Lz!	!	2.10	-0.21	-1	-1	-1	-1	-1						1.89	
6	SSp1		1.30	0.00	0	0	0	0	0						1.30	
			<b>13.90</b>												<b>12.96</b>	
<b>Program Components</b>				<b>Factor</b>												
	Composition			1.07	3.75	3.75	3.50	3.50	3.75						3.67	
	Presentation			1.07	3.50	3.50	3.50	3.50	3.50						3.50	
	Skating Skills			1.07	3.50	3.75	3.50	3.50	3.50						3.50	
	<b>Judges Total Program Component Score (factored)</b>														<b>11.43</b>	

Deductions:

0.00

Rank	Name	Nation	Starting Number	Total Segment Score	Total Element Score	Total Program Component Score (factored)	Total Deductions
17	Sara MUJIC	BIH	16	24.08	12.49	11.59	0.00

#	Executed Elements	Info	Base Value	GOE	J1	J2	J3	J4	J5	J6	J7	J8	J9	Ref.	Scores of Panel	
1	2Lzq+2T	q	3.40	-0.49	-3	-2	-2	-2	-3						2.91	
2	2Fq	q	1.80	-0.36	-2	-2	-2	-2	-2						1.44	
3	1A		1.10	0.00	0	0	1	0	0						1.10	
4	CCoSp3		3.00	-0.10	0	-1	0	0	-2						2.90	
5	StSq2		2.60	-0.17	-1	-1	-1	0	1						2.43	
6	SSp2		1.60	0.11	0	1	0	1	1						1.71	
			<b>13.50</b>												<b>12.49</b>	
<b>Program Components</b>				<b>Factor</b>												
	Composition			1.07	3.75	3.50	3.75	3.50	3.50						3.58	
	Presentation			1.07	3.75	3.00	4.00	3.75	3.75						3.75	
	Skating Skills			1.07	3.50	3.25	3.50	3.50	3.50						3.50	
	<b>Judges Total Program Component Score (factored)</b>														<b>11.59</b>	

Deductions:

0.00

Rank	Name	Nation	Starting Number	Total Segment Score	Total Element Score	Total Program Component Score (factored)	Total Deductions
18	Simona KONDOVA	BUL	20	22.90	10.77	12.13	0.00

#	Executed Elements	Info	Base Value	GOE	J1	J2	J3	J4	J5	J6	J7	J8	J9	Ref.	Scores of Panel	
1	2Lz!	!	2.10	-0.21	-1	-1	-1	-2	-1						1.89	
2	2F+2T<	F <	2.84	-0.90	-5	-5	-5	-5	-5						1.94	
3	1A		1.10	0.04	1	0	0	0	1						1.14	
4	StSq1		1.80	0.00	0	0	0	0	0						1.80	
5	CCoSp3		3.00	-0.50	-1	-2	-2	-2	1						2.50	
6	LSp1		1.50	0.00	0	-1	-1	1	1						1.50	
			<b>12.34</b>												<b>10.77</b>	
<b>Program Components</b>				<b>Factor</b>												
	Composition			1.07	4.25	3.75	3.50	3.75	4.00						3.83	
	Presentation			1.07	4.00	4.00	3.50	3.50	3.50						3.67	
	Skating Skills			1.07	4.25	3.75	3.75	3.75	4.00						3.83	
	<b>Judges Total Program Component Score (factored)</b>														<b>12.13</b>	

Deductions:

0.00

# SKATE HELENA 2025

## JUDGES DETAILS PER SKATER

### ADVANCED NOVICE WOMEN SHORT PROGRAM

Rank	Name	Nation	Starting Number	Total Segment Score	Total Element Score	Total Program Component Score (factored)	Total Deductions
19	Tara BESIC	CRO	2	22.81	11.94	10.87	0.00

#	Executed Elements	Info	Base Value	GOE	J1	J2	J3	J4	J5	J6	J7	J8	J9	Ref.	Scores of Panel
1	2Lz+2T		3.40	0.00	0	0	0	0	-1						3.40
2	2A<<	F <<	1.10	-0.55	-5	-5	-5	-5	-5						0.55
3	SSp3		2.10	0.07	0	1	1	0	0						2.17
4	2F		1.80	0.00	0	0	0	0	0						1.80
5	StSq1		1.80	-0.18	-1	-1	-1	-1	-1						1.62
6	CCoSp3		3.00	-0.60	-3	-2	-1	-2	-2						2.40
			<b>13.20</b>												<b>11.94</b>
<b>Program Components</b>				<b>Factor</b>											
	Composition			1.07	3.75	3.25	3.50	3.50	3.50						3.50
	Presentation			1.07	3.50	3.00	3.50	3.50	3.00						3.33
	Skating Skills			1.07	3.50	3.00	3.75	3.25	3.25						3.33
<b>Judges Total Program Component Score (factored)</b>															<b>10.87</b>

**Deductions:**

**0.00**

Rank	Name	Nation	Starting Number	Total Segment Score	Total Element Score	Total Program Component Score (factored)	Total Deductions
20	Aleksandra ALEKSANDROVA	BUL	5	21.92	11.13	10.79	0.00

#	Executed Elements	Info	Base Value	GOE	J1	J2	J3	J4	J5	J6	J7	J8	J9	Ref.	Scores of Panel
1	2A<<	F <<	1.10	-0.55	-5	-5	-5	-5	-5						0.55
2	2Lz!+2T	!	3.40	-0.77	-4	-4	-3	-3	-4						2.63
3	StSqB		1.50	-0.25	-2	-1	0	-2	-2						1.25
4	2F		1.80	0.00	-1	0	0	0	0						1.80
5	SSp2		1.60	0.00	0	0	1	0	0						1.60
6	CCoSp3		3.00	0.30	0	1	1	1	1						3.30
			<b>12.40</b>												<b>11.13</b>
<b>Program Components</b>				<b>Factor</b>											
	Composition			1.07	3.50	3.50	3.75	3.50	3.25						3.50
	Presentation			1.07	3.25	3.75	3.50	3.25	3.00						3.33
	Skating Skills			1.07	3.25	3.50	4.00	3.00	3.00						3.25
<b>Judges Total Program Component Score (factored)</b>															<b>10.79</b>

**Deductions:**

**0.00**

Rank	Name	Nation	Starting Number	Total Segment Score	Total Element Score	Total Program Component Score (factored)	Total Deductions
21	Teodora SIMEONOVA	BUL	17	20.63	9.20	11.43	0.00

#	Executed Elements	Info	Base Value	GOE	J1	J2	J3	J4	J5	J6	J7	J8	J9	Ref.	Scores of Panel
1	2A	F	3.30	-1.65	-5	-5	-5	-5	-5						1.65
2	2Lz		2.10	-0.21	-2	-1	-1	-1	-1						1.89
3	2F+2T<<	<<	2.20	-0.54	-3	-3	-3	-3	-4						1.66
4	CCoSp1V		1.50	-0.60	-4	-4	-4	-4	-2						0.90
5	StSq1		1.80	-0.30	-2	-1	-1	-2	-2						1.50
6	SSp2		1.60	0.00	0	1	-2	0	0						1.60
			<b>12.50</b>												<b>9.20</b>
<b>Program Components</b>				<b>Factor</b>											
	Composition			1.07	3.50	3.75	3.75	3.75	3.50						3.67
	Presentation			1.07	3.50	3.50	3.50	3.50	3.50						3.50
	Skating Skills			1.07	3.50	3.50	4.00	3.50	3.25						3.50
<b>Judges Total Program Component Score (factored)</b>															<b>11.43</b>

**Deductions:**

**0.00**



**SKATE HELENA 2025**  
**JUDGES DETAILS PER SKATER**  
**ADVANCED NOVICE WOMEN SHORT PROGRAM**

<b>Legend:</b>							
<b>#</b>	Sequence number	<b>GOE</b>	Grade of Execution	<b>Jx</b>	Judges (x=1-9)	<b>Ref.</b>	Referee
<b>&lt;</b>	Under-rotated jump	<b>&lt;&lt;</b>	Downgraded jump	<b>!</b>	Not clear edge	<b>F</b>	Fall
<b>q</b>	Jump landed on the quarter	<b>b</b>	Bonus Point for jump added to the element score				

**SKATE HELENA 2025****RESULTS DETAILS****ADVANCED NOVICE WOMEN FREE SKATING**

Pl.	Name	Nation	Total Segment Score =	Total Element Score +	Factored Total Component Score +	CO	PR	SK	Deductions -
1	Noelie HAYMOZ	SUI	67.97	38.31	29.66	4.50	4.50	4.92	0.00
2	Marina SEKULOVSKI	SUI	65.98	34.73	31.25	4.92	4.67	5.08	0.00
3	Tea SAJKO	CRO	62.73	35.21	27.52	4.17	4.50	4.25	0.00
4	Paula KASNAR	CRO	62.28	34.76	27.52	4.17	4.00	4.75	0.00
5	Zoe MOSCA BARBERIS	ITA	60.97	30.44	30.53	4.83	4.92	4.58	0.00
6	Nadja SAVIC	SRB	60.71	30.18	30.53	4.83	4.83	4.67	0.00
7	Siana ANDREEVA	BUL	54.82	27.66	27.16	4.33	3.92	4.50	0.00
8	Anna SERGIENKO	SLO	53.99	25.76	28.23	4.50	4.25	4.50	0.00
9	Clara TONIOLO	SUI	53.41	29.45	23.96	3.42	3.75	4.08	0.00
10	Summer WIJKHUIZEN	NED	53.27	25.58	27.69	4.25	4.75	4.00	0.00
11	Ivayla PANOVA	BUL	51.46	24.67	26.79	4.17	4.33	4.08	0.00
12	Adriana LAGMAN	GBR	51.33	24.35	26.98	4.33	4.17	4.17	0.00
13	Mariana VALITSKAIA	SRB	49.26	22.62	26.64	4.17	4.17	4.17	0.00
14	Zala KAS	SLO	48.49	22.59	25.90	3.83	4.00	4.33	0.00
15	Simona KONDOVA	BUL	41.30	19.64	21.66	3.42	3.25	3.50	0.00
16	Martina PEYCHEVA	BUL	40.72	20.49	20.23	3.25	3.00	3.25	0.00
17	Gergana YORDANOVA	BUL	40.58	16.25	24.33	3.67	3.83	3.92	0.00
18	Sara MUJCIC	BIH	39.44	17.42	22.02	3.50	3.42	3.42	0.00
19	Tara BESIC	CRO	38.05	17.99	20.06	3.25	3.00	3.17	0.00
20	Teodora SIMEONOVA	BUL	36.42	15.66	20.76	3.42	3.08	3.25	0.00
21	Aleksandra ALEKSANDROVA	BUL	35.37	17.43	17.94	2.67	2.75	3.00	0.00

**Legend:**

<b>CO</b>	Composition	<b>Pl.</b>	Place	<b>PR</b>	Presentation	<b>SK</b>	Skating Skills
-----------	-------------	------------	-------	-----------	--------------	-----------	----------------

# SKATE HELENA 2025

## JUDGES DETAILS PER SKATER

### ADVANCED NOVICE WOMEN FREE SKATING

Rank	Name	Nation	Starting Number	Total Segment Score	Total Element Score	Total Program Component Score (factored)	Total Deductions									
1	Noelie HAYMOZ	SUI	19	67.97	38.31	29.66	0.00									
#	Executed Elements	Info	Base Value	GOE	J1	J2	J3	J4	J5	J6	J7	J8	J9	Bonus	Ref.	Scores of Panel
1	2Ab	b	3.30	-0.22	0	0	-1	-1	-1					1.00		4.08
2	3Lz	F	5.90	-2.95	-5	-5	-5	-5	-5							2.95
3	3Tb+2A+SEQ	b	7.50	0.14	0	1	0	0	1					1.00		8.64
4	FCSp3		2.80	0.19	1	1	1	0	0							2.99
5	3Lob	b	4.90	-1.96	-3	-3	-4	-5	-5					1.00		3.94
6	2S+2T+2Lo		4.30	-0.11	0	0	-1	-1	-1							4.19
7	ChSq1		3.00	0.50	1	1	-1	1	1							3.50
8	3T		4.20	0.42	2	1	0	1	1							4.62
9	CCoSp3		3.00	0.40	1	1	1	2	2							3.40
			<b>38.90</b>													<b>38.31</b>
Program Components				Factor												
Composition				2.13	4.50	4.50	4.25	4.50	4.75							4.50
Presentation				2.13	4.25	4.50	4.50	4.75	4.50							4.50
Skating Skills				2.13	4.75	4.75	5.00	5.00	5.00							4.92
<b>Judges Total Program Component Score (factored)</b>															<b>29.66</b>	

Deductions:

0.00

Rank	Name	Nation	Starting Number	Total Segment Score	Total Element Score	Total Program Component Score (factored)	Total Deductions									
2	Marina SEKULOVSKI	SUI	20	65.98	34.73	31.25	0.00									
#	Executed Elements	Info	Base Value	GOE	J1	J2	J3	J4	J5	J6	J7	J8	J9	Bonus	Ref.	Scores of Panel
1	3Fqb	q b	5.30	-2.65	-5	-5	-5	-5	-5					1.00		3.65
2	3Tb	b	4.20	-1.40	-3	-4	-4	-2	-3					1.00		3.80
3	3T<+2T	<	4.66	-0.67	-2	-2	-2	-2	-3							3.99
4	FCSp3		2.80	0.37	1	1	2	2	1							3.17
5	ChSq1		3.00	1.00	1	2	2	2	2							4.00
6	3F<+2Aqb+2T*+SEQ	< q b*	7.54	-1.98	-4	-4	-5	-5	-5					1.00		6.56
7	3S		4.30	-1.29	-3	-3	-2	-3	-3							3.01
8	2A		3.30	0.33	1	1	2	-1	1							3.63
9	CCoSp2		2.50	0.42	1	1	2	2	2							2.92
			<b>37.60</b>													<b>34.73</b>
Program Components				Factor												
Composition				2.13	4.00	4.75	5.25	5.00	5.00							4.92
Presentation				2.13	3.75	4.50	5.00	4.75	4.75							4.67
Skating Skills				2.13	4.00	5.00	5.50	5.25	5.00							5.08
<b>Judges Total Program Component Score (factored)</b>															<b>31.25</b>	

Deductions:

0.00

# SKATE HELENA 2025

## JUDGES DETAILS PER SKATER

### ADVANCED NOVICE WOMEN FREE SKATING

Rank	Name	Nation	Starting Number	Total Segment Score	Total Element Score	Total Program Component Score (factored)	Total Deductions									
3	Tea SAJKO	CRO	14	62.73	35.21	27.52	0.00									
#	Executed Elements	Info	Base Value	GOE	J1	J2	J3	J4	J5	J6	J7	J8	J9	Bonus	Ref.	Scores of Panel
1	3Sb+2T	b	5.60	-0.14	0	0	0	-1	-1					1.00		6.46
2	2Ab	b	3.30	-0.11	0	0	0	-1	-1					1.00		4.19
3	3Tb	b	4.20	-0.70	-2	-1	-1	-2	-2					1.00		4.50
4	CCoSp3		3.00	0.40	1	1	2	2	1							3.40
5	ChSq1		3.00	0.67	1	1	2	2	1							3.67
6	2A		3.30	0.00	0	0	0	0	1							3.30
7	3S		4.30	-0.29	0	-1	0	-1	-1							4.01
8	FCSp3		2.80	-0.84	-3	-4	-3	-3	-3							1.96
9	2F+2T+1A+SEQ		4.20	-0.48	-2	-2	-3	-3	-3							3.72
			<b>33.70</b>													<b>35.21</b>
Program Components				Factor												
Composition				2.13	3.75	4.00	4.75	4.25	4.25				4.17			
Presentation				2.13	4.25	4.50	5.00	4.50	4.50				4.50			
Skating Skills				2.13	4.00	4.25	4.75	4.25	4.25				4.25			
<b>Judges Total Program Component Score (factored)</b>													<b>27.52</b>			

Deductions:

0.00

Rank	Name	Nation	Starting Number	Total Segment Score	Total Element Score	Total Program Component Score (factored)	Total Deductions									
4	Paula KASNAR	CRO	21	62.28	34.76	27.52	0.00									
#	Executed Elements	Info	Base Value	GOE	J1	J2	J3	J4	J5	J6	J7	J8	J9	Bonus	Ref.	Scores of Panel
1	1Lz		0.60	-0.02	0	0	-1	-1	0							0.58
2	3Fl<	<	4.24	-1.41	-5	-3	-3	-3	-4							2.83
3	FCSp3		2.80	0.19	-1	1	1	1	0							2.99
4	3SqB+2Tq	q b q	5.60	-1.86	-4	-4	-3	-5	-5					1.00		4.74
5	3Tb	b	4.20	-0.28	-2	0	0	-1	-1					1.00		4.92
6	2T+2AqB+2A+SEQ	q b	7.90	-0.77	-3	-2	-3	-2	-2					1.00		8.13
7	3S		4.30	0.00	-1	0	0	0	0							4.30
8	ChSq1		3.00	0.17	0	0	0	1	1							3.17
9	CCoSp3		3.00	0.10	0	1	0	1	0							3.10
			<b>35.64</b>													<b>34.76</b>
Program Components				Factor												
Composition				2.13	3.00	4.25	4.25	4.00	4.50				4.17			
Presentation				2.13	3.25	3.75	4.00	4.25	4.25				4.00			
Skating Skills				2.13	3.75	4.75	5.00	5.00	4.50				4.75			
<b>Judges Total Program Component Score (factored)</b>													<b>27.52</b>			

Deductions:

0.00

# SKATE HELENA 2025

## JUDGES DETAILS PER SKATER

### ADVANCED NOVICE WOMEN FREE SKATING

Rank	Name	Nation	Starting Number	Total Segment Score	Total Element Score	Total Program Component Score (factored)	Total Deductions
5	Zoe MOSCA BARBERIS	ITA	16	60.97	30.44	30.53	0.00

#	Executed Elements	Info	Base Value	GOE	J1	J2	J3	J4	J5	J6	J7	J8	J9	Bonus	Ref.	Scores of Panel	
1	3Sb+2T	b	5.60	-0.43	-1	0	-1	-1	-1					1.00		6.17	
2	2Lz!+2Lo+2T	!	5.10	-0.21	-1	-1	-1	-2	-1							4.89	
3	2Ab	b	3.30	-0.11	0	-1	0	0	-1					1.00		4.19	
4	3S	F	4.30	-2.15	-5	-5	-5	-5	-5							2.15	
5	ChSq1		3.00	1.00	2	2	2	2	1							4.00	
6	FCSp2		2.30	0.00	0	0	0	-2	0							2.30	
7	2F		1.80	-0.18	-1	0	-1	-1	-1							1.62	
8	2Lz!	!	2.10	-0.28	-2	-1	-1	-2	-1							1.82	
9	CCoSp3		3.00	0.30	1	2	1	0	1							3.30	
			<b>30.50</b>													<b>30.44</b>	
<b>Program Components</b>				<b>Factor</b>													
Composition				2.13	5.00	5.00	5.00	4.50	4.00								4.83
Presentation				2.13	5.00	5.00	5.25	4.75	4.25								4.92
Skating Skills				2.13	4.50	4.75	4.75	4.50	4.50								4.58
<b>Judges Total Program Component Score (factored)</b>																<b>30.53</b>	

<b>Deductions:</b>	<b>0.00</b>
--------------------	-------------

Rank	Name	Nation	Starting Number	Total Segment Score	Total Element Score	Total Program Component Score (factored)	Total Deductions
6	Nadja SAVIC	SRB	15	60.71	30.18	30.53	0.00

#	Executed Elements	Info	Base Value	GOE	J1	J2	J3	J4	J5	J6	J7	J8	J9	Bonus	Ref.	Scores of Panel	
1	2Ab+2T	b	4.60	0.33	1	1	0	1	1					1.00		5.93	
2	FCSp3		2.80	0.37	1	1	2	2	1							3.17	
3	2A		3.30	0.33	1	1	1	1	1							3.63	
4	2Lz		2.10	0.00	0	0	0	0	1							2.10	
5	2F		1.80	0.18	1	0	1	1	1							1.98	
6	ChSq1		3.00	1.00	2	2	2	2	2							4.00	
7	CCoSp2		2.50	0.50	2	2	2	3	2							3.00	
8	2Lz+2T+1A+SEQ		4.50	0.00	0	0	1	0	0							4.50	
9	2Lo		1.70	0.17	1	1	1	1	1							1.87	
			<b>26.30</b>													<b>30.18</b>	
<b>Program Components</b>				<b>Factor</b>													
Composition				2.13	4.50	4.75	5.00	5.00	4.75								4.83
Presentation				2.13	4.75	4.75	5.25	5.00	4.75								4.83
Skating Skills				2.13	4.50	4.50	4.75	4.75	4.75								4.67
<b>Judges Total Program Component Score (factored)</b>																<b>30.53</b>	

<b>Deductions:</b>	<b>0.00</b>
--------------------	-------------

**SKATE HELENA 2025**  
**JUDGES DETAILS PER SKATER**  
**ADVANCED NOVICE WOMEN FREE SKATING**

Rank	Name	Nation	Starting Number	Total Segment Score	Total Element Score	Total Program Component Score (factored)	Total Deductions									
7	Siana ANDREEVA	BUL	18	54.82	27.66	27.16	0.00									
#	Executed Elements	Info	Base Value	GOE	J1	J2	J3	J4	J5	J6	J7	J8	J9	Bonus	Ref.	Scores of Panel
1	2A	F	3.30	-1.65	-5	-5	-5	-5	-5							1.65
2	3Sb+2T+2Lo<	F b <	6.96	-2.15	-5	-5	-5	-5	-5					1.00		5.81
3	2Lz+2T		3.40	0.00	0	0	1	-1	0							3.40
4	FCSp3		2.80	0.00	-1	0	0	1	0							2.80
5	3S<	F <	3.44	-1.72	-5	-5	-5	-5	-5							1.72
6	ChSq1		3.00	0.17	0	0	0	2	1							3.17
7	2Ab	b	3.30	0.11	1	1	0	0	0					1.00		4.41
8	2F		1.80	0.00	0	0	0	0	0							1.80
9	CCoSp3		3.00	-0.10	-1	-1	0	0	0							2.90
			<b>31.00</b>													<b>27.66</b>
Program Components				Factor												
Composition				2.13	3.75	4.00	4.50	4.75	4.50					4.33		
Presentation				2.13	3.75	4.00	4.25	3.75	4.00					3.92		
Skating Skills				2.13	3.75	4.50	4.75	4.50	4.50					4.50		
<b>Judges Total Program Component Score (factored)</b>														<b>27.16</b>		
<b>Deductions:</b>														<b>0.00</b>		

Rank	Name	Nation	Starting Number	Total Segment Score	Total Element Score	Total Program Component Score (factored)	Total Deductions									
8	Anna SERGIENKO	SLO	17	53.99	25.76	28.23	0.00									
#	Executed Elements	Info	Base Value	GOE	J1	J2	J3	J4	J5	J6	J7	J8	J9	Bonus	Ref.	Scores of Panel
1	3S<	F <	3.44	-1.72	-5	-5	-5	-5	-5							1.72
2	2S<<	<<	0.40	-0.20	-5	-5	-5	-5	-5							0.20
3	2Ab	b	3.30	-0.33	-1	-1	-1	-1	-1					1.00		3.97
4	2A+1A+2T+SEQ		5.70	-0.55	-2	-1	-1	-2	-2							5.15
5	FCSp3		2.80	0.37	1	1	2	2	1							3.17
6	2Lz+1T		2.50	-0.49	-2	-2	-2	-3	-3							2.01
7	ChSq1		3.00	0.83	2	1	1	2	2							3.83
8	2Lz		2.10	0.21	1	1	1	1	0							2.31
9	CCoSp3		3.00	0.40	1	1	2	2	1							3.40
			<b>26.24</b>													<b>25.76</b>
Program Components				Factor												
Composition				2.13	4.50	4.50	4.50	4.75	4.25					4.50		
Presentation				2.13	4.50	4.25	4.50	4.00	4.00					4.25		
Skating Skills				2.13	4.75	4.25	4.75	4.50	4.25					4.50		
<b>Judges Total Program Component Score (factored)</b>														<b>28.23</b>		
<b>Deductions:</b>														<b>0.00</b>		

# SKATE HELENA 2025

## JUDGES DETAILS PER SKATER

### ADVANCED NOVICE WOMEN FREE SKATING

Rank	Name	Nation	Starting Number	Total Segment Score	Total Element Score	Total Program Component Score (factored)	Total Deductions
9	Clara TONIOLO	SUI	12	53.41	29.45	23.96	0.00

#	Executed Elements	Info	Base Value	GOE	J1	J2	J3	J4	J5	J6	J7	J8	J9	Bonus	Ref.	Scores of Panel	
1	2Ab	b	3.30	0.11	0	0	0	1	1					1.00		4.41	
2	3Lzb	b	5.90	-1.38	-3	-3	-2	-2	-1					1.00		5.52	
3	3Tb+2T	b	5.50	-0.98	-3	-3	-2	-2	-2					1.00		5.52	
4	3S	F	4.30	-2.15	-5	-5	-5	-5	-5							2.15	
5	FCSp2		2.30	-0.69	-4	-3	-3	-3	-3							1.61	
6	2Lz+2T		3.40	-0.63	-3	-3	-3	-3	-3							2.77	
7	2A		3.30	-0.66	-2	-2	-2	-2	-1							2.64	
8	ChSq1		3.00	-0.50	-2	-1	-1	-1	1							2.50	
9	CCoSp3V		2.25	0.08	0	1	-1	1	0							2.33	
			<b>33.25</b>													<b>29.45</b>	
<b>Program Components</b>				<b>Factor</b>													
Composition				2.13	3.25	3.25	3.75	3.50	3.50								3.42
Presentation				2.13	3.25	3.75	4.00	3.75	3.75								3.75
Skating Skills				2.13	3.75	4.25	4.50	4.00	4.00								4.08
<b>Judges Total Program Component Score (factored)</b>																<b>23.96</b>	

**Deductions:**

**0.00**

Rank	Name	Nation	Starting Number	Total Segment Score	Total Element Score	Total Program Component Score (factored)	Total Deductions
10	Summer WIJKHUIZEN	NED	13	53.27	25.58	27.69	0.00

#	Executed Elements	Info	Base Value	GOE	J1	J2	J3	J4	J5	J6	J7	J8	J9	Bonus	Ref.	Scores of Panel	
1	2Ab	b	3.30	0.11	1	0	0	0	1					1.00		4.41	
2	3Lo<<	F <<	1.70	-0.85	-5	-5	-5	-5	-5							0.85	
3	2Lz+2T		3.40	-0.42	-4	-1	-2	-2	-2							2.98	
4	FCCSp3		2.80	-0.56	-2	-2	-2	-2	-2							2.24	
5	2F+2T+1Lo+2Lo<<*	<< *	3.60	-0.90	-4	-5	-5	-5	-5							2.70	
6	ChSq1		3.00	1.00	2	2	2	2	1							4.00	
7	2Lz		2.10	-0.21	-1	-1	-1	-1	-2							1.89	
8	2A		3.30	0.11	1	0	0	1	0							3.41	
9	CCoSp3		3.00	0.10	1	1	0	0	0							3.10	
			<b>26.20</b>													<b>25.58</b>	
<b>Program Components</b>				<b>Factor</b>													
Composition				2.13	4.75	4.25	4.50	4.00	3.75								4.25
Presentation				2.13	4.75	4.75	4.75	4.75	4.25								4.75
Skating Skills				2.13	4.00	4.25	4.00	4.00	4.00								4.00
<b>Judges Total Program Component Score (factored)</b>																<b>27.69</b>	

**Deductions:**

**0.00**

**SKATE HELENA 2025**  
**JUDGES DETAILS PER SKATER**  
**ADVANCED NOVICE WOMEN FREE SKATING**

Rank	Name	Nation	Starting Number	Total Segment Score	Total Element Score	Total Program Component Score (factored)				Total Deductions					
11	Ivayla PANOVA	BUL	7	51.46	24.67	26.79				0.00					
#	Executed Elements	Info	Base Value	GOE	J1	J2	J3	J4	J5	J6	J7	J8	J9	Ref.	Scores of Panel
1	2Lz+2T+1A+SEQ		4.50	0.07	0	0	0	1	1						4.57
2	2A<	<	2.64	-0.70	-2	-3	-2	-3	-3						1.94
3	2F+2Lo		3.50	-0.12	0	0	0	-2	-3						3.38
4	CCoSp3V		2.25	-0.08	-1	-2	0	0	0						2.17
5	2F		1.80	0.12	1	0	0	1	1						1.92
6	2Lo		1.70	0.11	1	0	1	1	0						1.81
7	ChSq1		3.00	1.00	3	1	2	2	2						4.00
8	2Lz		2.10	0.07	0	0	0	1	1						2.17
9	FCSp3		2.80	-0.09	0	-1	-1	1	0						2.71
			<b>24.29</b>											<b>24.67</b>	
Program Components				Factor											
Composition				2.13	4.75	4.00	4.25	4.00	4.25					4.17	
Presentation				2.13	5.00	4.25	4.25	4.25	4.50					4.33	
Skating Skills				2.13	4.50	4.00	4.00	4.00	4.25					4.08	
<b>Judges Total Program Component Score (factored)</b>											<b>26.79</b>				

**Deductions:** **0.00**

Rank	Name	Nation	Starting Number	Total Segment Score	Total Element Score	Total Program Component Score (factored)				Total Deductions						
12	Adriana LAGMAN	GBR	8	51.33	24.35	26.98				0.00						
#	Executed Elements	Info	Base Value	GOE	J1	J2	J3	J4	J5	J6	J7	J8	J9	Bonus	Ref.	Scores of Panel
1	2A	F	3.30	-1.65	-5	-5	-5	-5	-5							1.65
2	2Lz!	!	2.10	-0.14	0	0	-1	-1	-1							1.96
3	2Ab	b	3.30	0.00	0	0	0	0	0							4.30
4	FCSp3		2.80	-0.09	0	0	-2	-1	0					1.00		2.71
5	ChSq1		3.00	0.67	1	1	1	2	2							3.67
6	2F		1.80	-0.54	-2	-3	-3	-3	-3							1.26
7	2F+2T		3.10	-0.24	-1	-1	-1	-2	-3							2.86
8	2Lo+1Eu+2S		3.50	-0.06	0	0	-2	-1	0							3.44
9	CCoSp2		2.50	0.00	1	0	0	0	0							2.50
			<b>25.40</b>											<b>24.35</b>		
Program Components				Factor												
Composition				2.13	4.25	3.75	4.25	4.50	4.50					4.33		
Presentation				2.13	4.25	4.00	4.50	4.25	4.00					4.17		
Skating Skills				2.13	4.00	4.25	4.25	4.00	4.25					4.17		
<b>Judges Total Program Component Score (factored)</b>											<b>26.98</b>					

**Deductions:** **0.00**



# SKATE HELENA 2025

## JUDGES DETAILS PER SKATER

### ADVANCED NOVICE WOMEN FREE SKATING

Rank	Name	Nation	Starting Number	Total Segment Score	Total Element Score	Total Program Component Score (factored)	Total Deductions
13	Mariana VALITSKAIA	SRB	10	49.26	22.62	26.64	0.00

#	Executed Elements	Info	Base Value	GOE	J1	J2	J3	J4	J5	J6	J7	J8	J9	Ref.	Scores of Panel
1	2A<	F <	2.64	-1.32	-5	-5	-5	-5	-5						1.32
2	2F		1.80	-0.06	0	0	0	-1	-2						1.74
3	CCoSp3		3.00	0.00	0	1	0	0	0						3.00
4	2Lz+1A+2T+SEQ		4.50	-0.42	-3	-1	-1	-2	-3						4.08
5	2Lo		1.70	-0.06	0	0	0	-1	-1						1.64
6	FCSp3		2.80	0.28	1	1	1	1	1						3.08
7	ChSq1		3.00	0.17	1	0	0	1	0						3.17
8	2F!+2Tq	! q	3.10	-0.54	-3	-3	-3	-3	-3						2.56
9	2Lz		2.10	-0.07	0	0	0	-1	-1						2.03
			<b>24.64</b>												<b>22.62</b>
<b>Program Components</b>				<b>Factor</b>											
Composition				2.13	4.00	4.25	4.25	4.25	3.50					4.17	
Presentation				2.13	4.25	4.50	4.50	3.75	3.50					4.17	
Skating Skills				2.13	4.25	4.25	4.25	4.00	3.50					4.17	
<b>Judges Total Program Component Score (factored)</b>											<b>26.64</b>				

<b>Deductions:</b>	<b>0.00</b>
--------------------	-------------

Rank	Name	Nation	Starting Number	Total Segment Score	Total Element Score	Total Program Component Score (factored)	Total Deductions
14	Zala KAS	SLO	9	48.49	22.59	25.90	0.00

#	Executed Elements	Info	Base Value	GOE	J1	J2	J3	J4	J5	J6	J7	J8	J9	Ref.	Scores of Panel
1	2A<	<	2.64	-0.79	-4	-3	-3	-3	-2						1.85
2	2A<	<	2.64	-0.79	-3	-3	-4	-3	-3						1.85
3	3S<<	<<	1.30	-0.52	-4	-4	-3	-4	-5						0.78
4	2F!+2Lo	!	3.50	-0.90	-5	-5	-5	-5	-5						2.60
5	FCSp3		2.80	0.28	0	1	1	1	1						3.08
6	2Lz		2.10	-0.14	-1	0	0	-1	-1						1.96
7	ChSq1		3.00	0.67	1	0	1	2	2						3.67
8	2Lz+2T		3.40	0.00	-1	0	0	0	0						3.40
9	CCoSp3		3.00	0.40	1	2	1	2	0						3.40
			<b>24.38</b>												<b>22.59</b>
<b>Program Components</b>				<b>Factor</b>											
Composition				2.13	4.00	3.75	4.50	3.75	3.75					3.83	
Presentation				2.13	4.00	4.00	4.50	4.00	3.50					4.00	
Skating Skills				2.13	4.00	4.50	4.50	4.50	3.75					4.33	
<b>Judges Total Program Component Score (factored)</b>											<b>25.90</b>				

<b>Deductions:</b>	<b>0.00</b>
--------------------	-------------

# SKATE HELENA 2025

## JUDGES DETAILS PER SKATER

### ADVANCED NOVICE WOMEN FREE SKATING

Rank	Name	Nation	Starting Number	Total Segment Score	Total Element Score	Total Program Component Score (factored)	Total Deductions
15	Simona KONDOVA	BUL	4	41.30	19.64	21.66	0.00

#	Executed Elements	Info	Base Value	GOE	J1	J2	J3	J4	J5	J6	J7	J8	J9	Ref.	Scores of Panel
1	2F		1.80	0.18	2	1	1	1	1						1.98
2	1A		1.10	0.00	0	0	0	1	0						1.10
3	2Lz+2Lo		3.80	-0.14	0	0	-1	-1	-1						3.66
4	FCCSp3		2.80	-0.47	-3	-2	-1	-2	-1						2.33
5	2Lze+1A+2Lo+SEQ	e	4.48	-0.51	-2	-3	-2	-4	-4						3.97
6	2S		1.30	0.00	0	0	0	0	-1						1.30
7	ChSq1		3.00	-0.17	0	-1	-1	0	0						2.83
8	2F<	F <	1.44	-0.72	-5	-5	-5	-5	-5						0.72
9	CCoSp2		2.50	-0.75	-3	-3	-2	-3	-3						1.75
			<b>22.22</b>												<b>19.64</b>
<b>Program Components</b>				<b>Factor</b>											
Composition				2.13	3.50	3.75	3.25	3.50	3.25						3.42
Presentation				2.13	3.50	3.50	3.50	2.75	2.50						3.25
Skating Skills				2.13	3.75	3.75	3.50	3.25	2.75						3.50
<b>Judges Total Program Component Score (factored)</b>															<b>21.66</b>

<b>Deductions:</b>	<b>0.00</b>
--------------------	-------------

Rank	Name	Nation	Starting Number	Total Segment Score	Total Element Score	Total Program Component Score (factored)	Total Deductions
16	Martina PEYCHEVA	BUL	6	40.72	20.49	20.23	0.00

#	Executed Elements	Info	Base Value	GOE	J1	J2	J3	J4	J5	J6	J7	J8	J9	Ref.	Scores of Panel
1	2F+2T+2Loq	q	4.80	-0.36	-2	-2	-2	-2	-2						4.44
2	2A<<	F <<	1.10	-0.55	-5	-5	-5	-5	-5						0.55
3	2Lzq+2Lo	q	3.80	-0.42	-2	-2	-2	-3	-2						3.38
4	FCSp1		1.90	-0.19	-1	-2	-1	-1	-1						1.71
5	2Lzq	q	2.10	-0.42	-2	-2	-2	-2	-2						1.68
6	2S		1.30	0.00	0	0	0	-1	0						1.30
7	2F		1.80	0.00	0	0	0	0	-1						1.80
8	ChSq1		3.00	-0.17	0	-1	-1	0	0						2.83
9	CCoSp3		3.00	-0.20	0	-1	0	-1	-2						2.80
			<b>22.80</b>												<b>20.49</b>
<b>Program Components</b>				<b>Factor</b>											
Composition				2.13	3.25	3.50	3.00	3.25	3.25						3.25
Presentation				2.13	3.00	3.25	2.75	3.00	3.00						3.00
Skating Skills				2.13	3.50	3.25	3.25	3.25	3.25						3.25
<b>Judges Total Program Component Score (factored)</b>															<b>20.23</b>

<b>Deductions:</b>	<b>0.00</b>
--------------------	-------------

**SKATE HELENA 2025**  
**JUDGES DETAILS PER SKATER**  
**ADVANCED NOVICE WOMEN FREE SKATING**

Rank	Name	Nation	Starting Number	Total Segment Score	Total Element Score	Total Program Component Score (factored)	Total Deductions								
17	Gergana YORDANOVA	BUL	11	40.58	16.25	24.33	0.00								
#	Executed Elements	Info	Base Value	GOE	J1	J2	J3	J4	J5	J6	J7	J8	J9	Ref.	Scores of Panel
1	2A<	F <	2.64	-1.32	-5	-5	-5	-5	-5						1.32
2	2Lo		1.70	0.00	0	1	0	0	0						1.70
3	2A<	F <	2.64	-1.32	-5	-5	-5	-5	-5						1.32
4	2Lz+1A+SEQ		3.20	-0.07	0	0	0	-1	-1						3.13
5	1F!	!	0.50	-0.07	-2	-2	-1	-1	0						0.43
6	ChSq1		3.00	0.33	1	1	1	0	0						3.33
7	CCoSp3		3.00	0.20	1	0	0	1	1						3.20
8	1Lz+1A*+2T*+SEQ+REP	* *	0.42	-0.12	-2	-1	-2	-2	-2						0.30
9	FCSp1		1.90	-0.38	-4	-3	-1	-2	-1						1.52
			<b>19.00</b>												<b>16.25</b>
Program Components				Factor											
Composition				2.13	3.75	3.75	4.00	3.50	3.50					3.67	
Presentation				2.13	3.75	4.25	4.25	3.50	3.25					3.83	
Skating Skills				2.13	4.25	4.00	4.00	3.75	3.00					3.92	
<b>Judges Total Program Component Score (factored)</b>													<b>24.33</b>		
<b>Deductions:</b>														<b>0.00</b>	

Rank	Name	Nation	Starting Number	Total Segment Score	Total Element Score	Total Program Component Score (factored)	Total Deductions								
18	Sara MUJCIC	BIH	5	39.44	17.42	22.02	0.00								
#	Executed Elements	Info	Base Value	GOE	J1	J2	J3	J4	J5	J6	J7	J8	J9	Ref.	Scores of Panel
1	CCoSp2		2.50	0.08	0	0	1	0	1						2.58
2	2Lz<	F <	1.68	-0.84	-5	-5	-5	-5	-5						0.84
3	2F<	<	1.44	-0.34	-4	-2	-2	-2	-3						1.10
4	1A		1.10	0.00	0	0	1	0	0						1.10
5	2Lo+2Lo	F	3.40	-0.85	-5	-5	-5	-5	-5						2.55
6	ChSq1		3.00	0.50	1	1	1	1	1						3.50
7	2S		1.30	0.00	0	1	0	0	0						1.30
8	2Lzq+2T<+1A+SEQ	q <	4.24	-0.91	-5	-4	-4	-4	-5						3.33
9	FCSpB		1.60	-0.48	-3	-3	-3	-3	-3						1.12
			<b>20.26</b>												<b>17.42</b>
Program Components				Factor											
Composition				2.13	3.50	3.75	3.50	3.50	3.50					3.50	
Presentation				2.13	3.25	3.50	3.75	3.25	3.50					3.42	
Skating Skills				2.13	3.25	3.50	3.25	3.50	3.50					3.42	
<b>Judges Total Program Component Score (factored)</b>													<b>22.02</b>		
<b>Deductions:</b>														<b>0.00</b>	

# SKATE HELENA 2025

## JUDGES DETAILS PER SKATER

### ADVANCED NOVICE WOMEN FREE SKATING

Rank	Name	Nation	Starting Number	Total Segment Score	Total Element Score	Total Program Component Score (factored)	Total Deductions
19	Tara BESIC	CRO	3	38.05	17.99	20.06	0.00

#	Executed Elements	Info	Base Value	GOE	J1	J2	J3	J4	J5	J6	J7	J8	J9	Ref.	Scores of Panel
1	2FI+2Lo	F !	3.50	-0.90	-5	-5	-5	-5	-5						2.60
2	2Lzq+2T+1A+SEQ	q	4.50	-0.84	-4	-4	-4	-4	-4						3.66
3	2A<<	F <<	1.10	-0.55	-5	-5	-5	-5	-5						0.55
4	FCSp1		1.90	-0.57	-3	-3	-2	-3	-3						1.33
5	2Lz		2.10	0.00	0	0	1	0	0						2.10
6	2S		1.30	0.04	0	0	1	0	1						1.34
7	2F		1.80	-0.06	-1	0	0	-1	0						1.74
8	ChSq1		3.00	-0.50	-2	-1	-1	-1	-1						2.50
9	CCoSp2		2.50	-0.33	-2	-3	-1	-1	0						2.17
			<b>21.70</b>												<b>17.99</b>
<b>Program Components</b>				<b>Factor</b>											
	Composition			2.13	3.50	3.00	3.50	3.25	3.00						3.25
	Presentation			2.13	3.25	2.75	3.25	3.00	2.75						3.00
	Skating Skills			2.13	3.25	3.25	3.50	3.00	3.00						3.17
<b>Judges Total Program Component Score (factored)</b>															<b>20.06</b>

**Deductions:**

**0.00**

Rank	Name	Nation	Starting Number	Total Segment Score	Total Element Score	Total Program Component Score (factored)	Total Deductions
20	Teodora SIMEONOVA	BUL	1	36.42	15.66	20.76	0.00

#	Executed Elements	Info	Base Value	GOE	J1	J2	J3	J4	J5	J6	J7	J8	J9	Ref.	Scores of Panel
1	2A	F	3.30	-1.65	-5	-5	-5	-5	-5						1.65
2	2F		1.80	-0.18	-1	-1	-1	-1	-1						1.62
3	2Lo+1A+2Lo+SEQ		4.50	-0.34	-2	-2	-2	-2	-2						4.16
4	1A		1.10	0.00	0	0	0	0	0						1.10
5	ChSq1		3.00	-0.33	0	-1	-1	-1	0						2.67
6	2F+2T<<	<<	2.20	-0.54	-3	-3	-3	-3	-4						1.66
7	2S		1.30	0.00	0	0	0	0	0						1.30
8	FCSp		0.00	0.00	-	-	-	-	-						0.00
9	CCoSp2V		1.88	-0.38	-2	-3	-2	-2	-2						1.50
			<b>19.08</b>												<b>15.66</b>
<b>Program Components</b>				<b>Factor</b>											
	Composition			2.13	3.75	3.00	3.25	3.25	3.75						3.42
	Presentation			2.13	3.50	2.75	3.00	3.00	3.25						3.08
	Skating Skills			2.13	3.75	3.25	3.25	3.00	3.25						3.25
<b>Judges Total Program Component Score (factored)</b>															<b>20.76</b>

**Deductions:**

**0.00**

**SKATE HELENA 2025**  
**JUDGES DETAILS PER SKATER**  
**ADVANCED NOVICE WOMEN FREE SKATING**

Rank	Name	Nation	Starting Number	Total Segment Score	Total Element Score	Total Program Component Score (factored)	Total Deductions								
21	Aleksandra ALEKSANDROVA	BUL	2	35.37	17.43	17.94	0.00								
#	Executed Elements	Info	Base Value	GOE	J1	J2	J3	J4	J5	J6	J7	J8	J9	Ref.	Scores of Panel
1	2Lz<	F <	1.68	-0.84	-5	-5	-5	-5	-5						0.84
2	2A<<+1A+2Loq+SEQ	<< q	3.90	-0.85	-5	-5	-5	-5	-5						3.05
3	2F!	!	1.80	-0.18	-2	-1	-1	-1	-1						1.62
4	2Lo		1.70	0.00	0	0	0	-2	0						1.70
5	2F		1.80	0.00	0	0	0	0	0						1.80
6	2Lz+1T		2.50	-0.35	-2	-2	-1	-1	-2						2.15
7	ChSq1		3.00	-0.83	-1	-1	-2	-2	-2						2.17
8	FCCSp1V		1.50	-0.40	-3	-3	-2	-3	-2						1.10
9	CCoSp3		3.00	0.00	0	0	0	-1	0						3.00
			<b>20.88</b>												<b>17.43</b>
Program Components				Factor											
Composition				2.13	4.00	2.50	3.00	2.50	2.50						2.67
Presentation				2.13	3.50	2.75	2.75	2.50	2.75						2.75
Skating Skills				2.13	3.50	3.00	3.25	2.75	2.75						3.00
<b>Judges Total Program Component Score (factored)</b>															<b>17.94</b>
<b>Deductions:</b>															<b>0.00</b>

Legend:							
#	Sequence number	GOE	Grade of Execution	Jx	Judges (x=1-9)	Ref.	Referee
*	Invalid element	e	Wrong edge	<	Under-rotated jump	<<	Downgraded jump
!	Not clear edge	REP	Jump repetition	F	Fall	q	Jump landed on the quarter
b	Bonus Point for jump added to the element score						