



# 16th TIRNAVIA ICE CUP

November 1–3, 2024

# PROTOCOL

Date	Time	Category	Segment
<b>1.11.2024</b>			
	13:00:00	Advanced Novice Men	Short Program
	13:25:00	Advanced Novice Women	Short Program
<b>2.11.2024</b>			
	8:00:00	Advanced Novice Women	Free Skating
	13:05:00	Advanced Novice Men	Free Skating
	13:35:00	Junior Women	Short Program
	19:00:00	Junior Men	Short Program
	20:25:00	Junior Pairs	Short Program
	20:53:00	Women	Short Program
	22:58:00	Men	Short Program
<b>3.11.2024</b>			
	8:00:00	Junior Men	Free Skating
	9:40:00	Junior Pairs	Free Skating
	10:15:00	Junior Women	Free Skating
	17:10:00	Women	Free Skating
	19:23:00	Men	Free Skating

## PANEL OF JUDGES

### MEN

#### Officials

Technical Controller	Mr. Attila SOOS	ISU
Technical Specialist	Ms. Zuzana HOROSCAKOVA	ISU
Technical Specialist	Ms. Kerstin FRANK	AUT

#### Judges

Referee	Mr. Slobodan DELIC	SRB
Judge No. 1	Ms. Vera PUPSOVA	CZE
Judge No. 2	Ms. Joanna DAROS-PAWLYTA	POL
Judge No. 3	Mr. Martin OSMERA	CZE
Judge No. 4	Ms. Dana MITICKA	SVK
Judge No. 5	Ms. Hana BASOVA	SVK

#### Data/Replay Operator

Data Operator	Ms. Pia OMOVSEK	SLO
Replay Operator	Ms. Katarina KELSCHOVA	SVK

## RESULTS

### MEN

Pl.	Name Club	Nation	Total Score	SP	FS
1	Tim ENGLAND	GER	171.43	1	2
2	Jakub LOFEK	POL	167.88	3	1
3	Daniel KORABELNIK	LTU	158.89	2	3
Withdrawn	Daniels KOCKERS	LTU	51.46	4	WD

Mr. Slobodan DELIC, SRB

Referee



Mr. Attila SOOS, ISU

Technical Controller



Legend:

SP Short Program

FS Free Skating

WD Withdrawn

Pl. Place

## JUDGES DETAILS PER SKATER MEN SHORT PROGRAM

Rank	Name	Nation	Starting Number	Total Segment Score	Total Element Score	Total Program Component Score (factored)	Total Deductions								
1	Tim ENGLAND	GER	2	60.50	29.32	31.18	0.00								
#	Executed Elements	Info	Base Value	GOE	J1	J2	J3	J4	J5	J6	J7	J8	J9	Ref.	Scores of Panel
1	3A<	<	6.40	-1.28	-3	-2	-2	-2	-1						5.12
2	3F+2T		6.60	0.35	0	1	2	1	0						6.95
3	FCSp4		3.20	-0.21	-1	-1	0	-1	0						2.99
4	3Lz		5.90	-0.59	-1	-1	0	-2	-1						5.31
5	CSSp3		2.60	0.00	0	0	-2	1	0						2.60
6	StSq3		3.30	0.55	2	1	1	2	3						3.85
7	CCoSp3		3.00	-0.50	-2	-2	-1	-1	-2						2.50
			<b>31.00</b>												<b>29.32</b>
<b>Program Components</b>			<b>Factor</b>												
	Composition		1.67	6.50	6.25	6.00	6.00	7.00							6.25
	Presentation		1.67	6.50	6.00	5.75	6.00	6.75							6.17
	Skating Skills		1.67	6.50	6.25	6.00	5.75	6.75							6.25
<b>Judges Total Program Component Score (factored)</b>															<b>31.18</b>
<b>Deductions:</b>															<b>0.00</b>
Rank	Name	Nation	Starting Number	Total Segment Score	Total Element Score	Total Program Component Score (factored)	Total Deductions								
2	Daniel KORABELNIK	LTU	3	55.75	27.34	28.41	0.00								
#	Executed Elements	Info	Base Value	GOE	J1	J2	J3	J4	J5	J6	J7	J8	J9	Ref.	Scores of Panel
1	2A		3.30	0.33	0	1	2	1	1						3.63
2	3Lz+2T		7.20	-0.39	-2	0	0	-1	-1						6.81
3	CSSp4		3.00	0.00	-1	0	0	0	0						3.00
4	CCoSp4		3.50	-0.12	0	-1	0	-2	1						3.38
5	3F!	!	5.83	x -0.53	-2	-1	-1	-1	-1						5.30
6	StSq2		2.60	-0.09	0	0	-1	-1	1						2.51
7	FCSp3		2.80	-0.09	-1	0	-1	0	0						2.71
			<b>28.23</b>												<b>27.34</b>
<b>Program Components</b>			<b>Factor</b>												
	Composition		1.67	5.50	5.75	5.75	5.25	5.75							5.67
	Presentation		1.67	5.00	5.75	5.75	5.50	5.75							5.67
	Skating Skills		1.67	5.25	6.00	5.50	5.75	5.75							5.67
<b>Judges Total Program Component Score (factored)</b>															<b>28.41</b>
<b>Deductions:</b>															<b>0.00</b>
Rank	Name	Nation	Starting Number	Total Segment Score	Total Element Score	Total Program Component Score (factored)	Total Deductions								
3	Jakub LOFEK	POL	1	53.73	23.29	31.44	-1.00								
#	Executed Elements	Info	Base Value	GOE	J1	J2	J3	J4	J5	J6	J7	J8	J9	Ref.	Scores of Panel
1	1A*	*	0.00	0.00	-	-	-	-	-						0.00
2	FCSp4		3.20	0.32	1	0	1	2	1						3.52
3	3Lz+2T		7.20	-0.39	-1	-1	0	0	-2						6.81
4	3F!<	F !<	4.66	x -2.12	-5	-5	-5	-5	-5						2.54
5	CSSp3		2.60	0.00	0	0	0	2	-1						2.60
6	StSq3		3.30	0.44	1	1	1	2	2						3.74
7	CCoSp4		3.50	0.58	2	0	1	2	2						4.08
			<b>24.46</b>												<b>23.29</b>
<b>Program Components</b>			<b>Factor</b>												
	Composition		1.67	6.25	6.00	6.25	6.50	6.75							6.33
	Presentation		1.67	6.00	6.00	6.25	6.25	6.75							6.17
	Skating Skills		1.67	6.00	6.00	6.50	6.50	6.75							6.33
<b>Judges Total Program Component Score (factored)</b>															<b>31.44</b>
<b>Deductions:</b>			Falls	-1.00	(1)										<b>-1.00</b>

## JUDGES DETAILS PER SKATER MEN SHORT PROGRAM

Rank	Name	Nation	Starting Number	Total Segment Score	Total Element Score	Total Program Component Score (factored)				Total Deductions					
4	Daniels KOCKERS	LTU	4	51.46	24.75	27.71				-1.00					
#	Executed Elements	Info	Base Value	GOE	J1	J2	J3	J4	J5	J6	J7	J8	J9	Ref.	Scores of Panel
1	2S*	*	0.00	0.00	-	-	-	-	-						0.00
2	3T+3T		8.40	0.84	2	2	2	2	1						9.24
3	CCoSp3		3.00	0.00	0	0	0	1	0						3.00
4	2A	x	3.63	0.55	1	2	2	2	1						4.18
5	StSq3		3.30	0.33	1	1	0	1	1						3.63
6	CCSp2		2.30	0.00	0	1	-1	-2	1						2.30
7	FSSp4		3.00	-0.60	-1	-1	-3	-2	-4						2.40
			<b>23.63</b>												<b>24.75</b>
Program Components				Factor											
Composition				1.67	5.50	6.50	5.50	5.25	5.50						5.50
Presentation				1.67	5.25	6.25	5.50	5.50	5.25						5.42
Skating Skills				1.67	5.75	6.50	5.75	5.50	5.50						5.67
<b>Judges Total Program Component Score (factored)</b>															<b>27.71</b>
<b>Deductions:</b>			Time violation												-1.00

Legend:						
#	Sequence number	GOE	Grade of Execution	Jx	Judges (x=1-9)	Ref. Referee
*	Invalid element	<	Under-rotated jump	x	Credit for highlight distribution, base value multiplied by 1.1	
!	Not clear edge	F	Fall			

## JUDGES DETAILS PER SKATER

### MEN FREE SKATING

Rank	Name	Nation	Starting Number	Total Segment Score	Total Element Score	Total Program Component Score (factored)	Total Deductions									
1	Jakub LOFEK	POL	2	114.15	48.95	65.20	0.00									
#	Executed Elements	Info	Base Value	GOE	J1	J2	J3	J4	J5	J6	J7	J8	J9	Ref.	Scores of Panel	
1	3A		8.00	-3.73	-4	-5	-5	-4	-5						4.27	
2	3Lo		4.90	0.49	1	1	2	1	1						5.39	
3	3Lz+3Tq	q	10.10	-2.75	-5	-5	-4	-5	-4						7.35	
4	CSSp4		3.00	-0.20	2	0	-1	-1	-2						2.80	
5	2Lz		2.10	0.14	0	1	1	2	0						2.24	
6	ChSq1		3.00	1.17	3	2	2	2	4						4.17	
7	3S		4.73	x 0.43	1	1	1	2	-2						5.16	
8	FCSp4		3.20	0.53	2	1	1	2	2						3.73	
9	3F		5.83	x 0.53	1	1	1	2	1						6.36	
10	StSq2		2.60	0.43	2	2	1	1	2						3.03	
11	1T+1A+SEQ		1.65	x -0.40	-1	-4	-4	-4	-3						1.25	
12	CCoSp3		3.00	0.20	2	-1	0	2	0						3.20	
			<b>52.11</b>												<b>48.95</b>	
<b>Program Components</b>				<b>Factor</b>												
Composition				3.33	6.75	6.75	6.50	6.50	6.25							6.58
Presentation				3.33	6.75	6.50	6.75	6.50	6.50							6.58
Skating Skills				3.33	6.50	6.50	6.50	6.25	6.00							6.42
<b>Judges Total Program Component Score (factored)</b>															<b>65.20</b>	
<b>Deductions:</b>															<b>0.00</b>	
Rank	Name	Nation	Starting Number	Total Segment Score	Total Element Score	Total Program Component Score (factored)	Total Deductions									
2	Tim ENGLAND	GER	4	110.93	49.23	62.70	-1.00									
#	Executed Elements	Info	Base Value	GOE	J1	J2	J3	J4	J5	J6	J7	J8	J9	Ref.	Scores of Panel	
1	3A		8.00	-2.40	-3	-3	-3	-3	-3						5.60	
2	2A+3T		7.50	-0.84	-1	-2	-2	-3	-2						6.66	
3	3Fq+1Eu+3S	q	10.10	-1.24	-2	-4	-3	-2	-2						8.86	
4	FCCoSp4		3.50	0.70	2	0	2	2	2						4.20	
5	3Lo<	F <	3.92	-1.96	-5	-5	-5	-5	-5						1.96	
6	CSSp4		3.00	0.50	2	0	1	2	2						3.50	
7	ChSq1		3.00	0.50	1	1	1	1	1						3.50	
8	2Lz		2.31	x 0.14	1	0	1	1	0						2.45	
9	3F<	<	4.66	x -0.99	-3	-3	-2	-2	0						3.67	
10	2S		1.43	x -0.30	-2	-2	-2	-3	-3						1.13	
11	CCoSp4		3.50	0.35	1	-1	1	2	1						3.85	
12	StSq3		3.30	0.55	2	1	1	2	3						3.85	
			<b>54.22</b>												<b>49.23</b>	
<b>Program Components</b>				<b>Factor</b>												
Composition				3.33	6.25	6.25	6.00	6.25	6.75							6.25
Presentation				3.33	6.25	6.25	6.00	6.25	6.75							6.25
Skating Skills				3.33	6.50	6.25	6.25	6.00	6.75							6.33
<b>Judges Total Program Component Score (factored)</b>															<b>62.70</b>	
<b>Deductions:</b>				Falls	-1.00 (1)											<b>-1.00</b>

## JUDGES DETAILS PER SKATER

### MEN FREE SKATING

Rank	Name	Nation	Starting Number	Total Segment Score	Total Element Score	Total Program Component Score (factored)	Total Deductions								
3	Daniel KORABELNIK	LTU	3	103.14	50.06	56.08	-3.00								
#	Executed Elements	Info	Base Value	GOE	J1	J2	J3	J4	J5	J6	J7	J8	J9	Ref.	Scores of Panel
1	3Lz+2T		7.20	0.00	0	0	0	1	-2						7.20
2	3Fe	e	4.24	-0.99	-3	-2	0	-3	-2						3.25
3	3Lo	F	4.90	-2.45	-5	-5	-5	-5	-5						2.45
4	3Fe+2T+2Lo	e	7.24	-0.99	-3	-2	0	-3	-2						6.25
5	FCSp2		2.30	-0.31	-2	-1	-1	-2	0						1.99
6	3Lz+2A+SEQ		10.12	x -0.59	-1	-1	-1	0	-2						9.53
7	3T		4.62	x -0.14	0	-1	0	1	-1						4.48
8	CSSp4		3.00	0.20	-1	1	1	1	0						3.20
9	StSq2		2.60	0.00	-2	0	0	0	1						2.60
10	ChSq1		3.00	0.17	-1	0	0	1	1						3.17
11	2A		3.63	x 0.11	0	0	-1	1	1						3.74
12	CCoSp3		3.00	-0.80	0	-2	-4	-2	-4						2.20
			<b>55.85</b>												<b>50.06</b>
Program Components				Factor											
Composition				3.33	4.50	5.75	5.75	5.50	5.75						5.67
Presentation				3.33	4.25	5.75	5.50	5.50	5.50						5.50
Skating Skills				3.33	4.50	6.00	5.50	5.75	5.75						5.67
<b>Judges Total Program Component Score (factored)</b>															<b>56.08</b>
<b>Deductions:</b>			Time violation	-2.00	Falls						-1.00 (1)				<b>-3.00</b>

Legend:						
#	Sequence number	GOE	Grade of Execution	Jx	Judges (x=1-9)	Ref. Referee
e	Wrong edge	<	Under-rotated jump	x	Credit for highlight distribution, base value multiplied by 1.1	
F	Fall	q	Jump landed on the quarter			



## PANEL OF JUDGES

### WOMEN

#### Officials

Technical Controller	Mr. Attila SOOS	ISU
Technical Specialist	Ms. Zuzana HOROSCAKOVA	ISU
Technical Specialist	Ms. Kerstin FRANK	ISU

#### Judges

Referee	Mr. Slobodan DELIC	SRB
Judge No. 1	Ms. Hana BASOVA	SVK
Judge No. 2	Ms. Dana MITICKA	SVK
Judge No. 3	Ms. Joanna DAROS-PAWLYTA	POL
Judge No. 4	Mr. Martin OSMERA	CZE
Judge No. 5	Ms. Vera PUPSOVA	CZE

#### Data/Replay Operator

Data Operator	Ms. Pia OMOVSEK	SLO
Replay Operator	Ms. Katarina KELSCHOVA	SVK


## RESULTS

### WOMEN

Pl.	Name Club	Nation	Total Score	SP	FS
1	Vanesa SELMEKOVA	SVK	164.97	1	1
2	Eliska BREZINOVA	CZE	150.30	2	4
3	Niki WORIES	NED	149.92	5	2
4	Sarina JOOS	ITA	148.81	3	3
5	Eva-Lotta KIIBUS	EST	137.70	6	5
6	Karolina BIALAS	POL	130.19	7	6
7	Katinka Anna ZSEMBERY	HUN	126.11	4	7
8	Terezia POCSOVA	SVK	117.33	9	8
9	Magdalena ZAWADZKA	POL	115.06	8	9
10	Cintia SZABO	HUN	109.55	10	10
11	Simona KOLENAKOVA	SVK	96.17	12	11
12	Sara PARKOSOVA	CZE	94.84	13	12
13	Claudia MIFKOVICOVA	SVK	88.95	11	13
Withdrawn					
	Hana CVIJANOVIC	CRO		WD	
	Kristina ISAEV	GER		WD	


Mr. Slobodan DELIC, SRB

Referee



Mr. Attila SOOS, ISU

Technical Controller



**Legend:**

SP Short Program      FS Free Skating      WD Withdrawn      Pl. Place

## JUDGES DETAILS PER SKATER WOMEN SHORT PROGRAM

Rank	Name	Nation	Starting Number	Total Segment Score	Total Element Score	Total Program Component Score (factored)	Total Deductions								
1	Vanesa SELMEKOVA	SVK	7	56.31	30.82	25.49	0.00								
#	Executed Elements	Info	Base Value	GOE	J1	J2	J3	J4	J5	J6	J7	J8	J9	Ref.	Scores of Panel
1	3Lz<+3T<	< <	8.08	-1.89	-4	-4	-4	-3	-4						6.19
2	3F		5.30	0.53	1	2	1	1	1						5.83
3	CCoSp4		3.50	0.35	1	-1	1	1	1						3.85
4	2A	x	3.63	0.66	2	2	2	2	2						4.29
5	FCSp4		3.20	0.64	2	2	2	3	2						3.84
6	LSp4		2.70	0.27	2	1	1	1	1						2.97
7	StSq3		3.30	0.55	1	2	1	2	2						3.85
			<b>29.71</b>												<b>30.82</b>
<b>Program Components</b>				<b>Factor</b>											
Composition				1.33	7.00	6.25	5.75	6.25	6.50					6.33	
Presentation				1.33	7.00	6.50	6.00	6.50	6.50					6.50	
Skating Skills				1.33	7.00	6.50	6.00	6.25	6.25					6.33	
<b>Judges Total Program Component Score (factored)</b>												<b>25.49</b>			
<b>Deductions:</b>														<b>0.00</b>	
Rank	Name	Nation	Starting Number	Total Segment Score	Total Element Score	Total Program Component Score (factored)	Total Deductions								
2	Eliska BREZINOVA	CZE	8	51.81	27.76	24.05	0.00								
#	Executed Elements	Info	Base Value	GOE	J1	J2	J3	J4	J5	J6	J7	J8	J9	Ref.	Scores of Panel
1	3T+3T<	<	7.56	-0.98	-2	-2	-3	-2	-3						6.58
2	3Lz		5.90	0.39	0	1	0	1	1						6.29
3	FCSp4		3.20	0.53	1	2	1	2	2						3.73
4	2A	x	3.63	-0.88	-2	-3	-2	-3	-4						2.75
5	StSq3		3.30	0.44	1	2	1	2	1						3.74
6	CCoSp2		2.50	-0.58	0	-3	-3	-2	-2						1.92
7	SSp4		2.50	0.25	0	1	1	1	1						2.75
			<b>28.59</b>												<b>27.76</b>
<b>Program Components</b>				<b>Factor</b>											
Composition				1.33	5.75	6.00	5.75	6.25	6.25					6.00	
Presentation				1.33	5.75	6.25	5.75	6.25	6.00					6.00	
Skating Skills				1.33	6.25	6.00	6.00	6.50	6.00					6.08	
<b>Judges Total Program Component Score (factored)</b>												<b>24.05</b>			
<b>Deductions:</b>														<b>0.00</b>	
Rank	Name	Nation	Starting Number	Total Segment Score	Total Element Score	Total Program Component Score (factored)	Total Deductions								
3	Sarina JOOS	ITA	3	49.49	25.22	25.27	-1.00								
#	Executed Elements	Info	Base Value	GOE	J1	J2	J3	J4	J5	J6	J7	J8	J9	Ref.	Scores of Panel
1	3F!<+2T	<	5.54	-1.27	-3	-3	-3	-3	-3						4.27
2	2A		3.30	0.22	1	1	1	0	0						3.52
3	FCSp4		3.20	0.00	0	-1	1	0	0						3.20
4	3Lz<	F <	5.19	-2.36	-5	-5	-5	-5	-5						2.83
5	StSq3		3.30	0.66	1	2	2	2	2						3.96
6	CCoSp4		3.50	0.70	2	1	2	3	2						4.20
7	LSp4		2.70	0.54	2	2	2	3	2						3.24
			<b>26.73</b>												<b>25.22</b>
<b>Program Components</b>				<b>Factor</b>											
Composition				1.33	7.25	6.25	6.00	6.25	6.25					6.25	
Presentation				1.33	7.25	6.50	6.00	6.50	6.50					6.50	
Skating Skills				1.33	6.25	6.25	5.75	6.25	6.25					6.25	
<b>Judges Total Program Component Score (factored)</b>												<b>25.27</b>			
<b>Deductions:</b>							Falls							-1.00 (1)	
														<b>-1.00</b>	

## JUDGES DETAILS PER SKATER WOMEN SHORT PROGRAM

Rank	Name	Nation	Starting Number	Total Segment Score	Total Element Score	Total Program Component Score (factored)	Total Deductions								
4	Katinka Anna ZSEMBERY	HUN	9	48.52	25.37	23.15	0.00								
#	Executed Elements	Info	Base Value	GOE	J1	J2	J3	J4	J5	J6	J7	J8	J9	Ref.	Scores of Panel
1	3S		4.30	-1.43	-4	-3	-3	-3	-4						2.87
2	3T+2T		5.50	0.00	-1	0	0	0	0						5.50
3	CCoSp4		3.50	0.70	2	2	1	3	2						4.20
4	2A		3.30	0.11	-2	1	1	0	0						3.41
5	FSSp4		3.00	-0.30	-2	-1	-1	-1	-1						2.70
6	StSq3		3.30	0.44	2	2	1	1	1						3.74
7	CSp4		2.60	0.35	2	1	2	1	1						2.95
			<b>25.50</b>												<b>25.37</b>
Program Components			Factor												
Composition			1.33	6.00	6.25	5.75	5.50	5.25					5.75		
Presentation			1.33	5.75	6.50	6.00	5.75	5.00					5.83		
Skating Skills			1.33	6.00	6.50	5.75	5.75	5.50					5.83		
<b>Judges Total Program Component Score (factored)</b>												<b>23.15</b>			
<b>Deductions:</b>												<b>0.00</b>			

Rank	Name	Nation	Starting Number	Total Segment Score	Total Element Score	Total Program Component Score (factored)	Total Deductions								
5	Niki WORIES	NED	14	46.43	24.04	24.39	-2.00								
#	Executed Elements	Info	Base Value	GOE	J1	J2	J3	J4	J5	J6	J7	J8	J9	Ref.	Scores of Panel
1	3F+3T<	<	8.66	-1.06	-2	-2	-2	-2	-2						7.60
2	2A	F	3.30	-1.65	-5	-5	-5	-5	-5						1.65
3	FSSp3		2.60	0.35	2	2	0	2	-2						2.95
4	3Lz<<	F <<	2.31	x -1.05	-5	-5	-5	-5	-5						1.26
5	StSq3		3.30	0.66	2	2	2	3	2						3.96
6	CCoSp3		3.00	0.20	0	1	-1	1	1						3.20
7	LSp4		2.70	0.72	2	3	2	3	3						3.42
			<b>25.87</b>												<b>24.04</b>
Program Components			Factor												
Composition			1.33	6.75	6.25	5.75	6.25	5.75					6.08		
Presentation			1.33	6.75	6.00	5.75	6.25	6.00					6.08		
Skating Skills			1.33	6.75	6.50	5.75	6.25	5.75					6.17		
<b>Judges Total Program Component Score (factored)</b>												<b>24.39</b>			
<b>Deductions:</b>			Falls	-2.00	(2)								<b>-2.00</b>		

Rank	Name	Nation	Starting Number	Total Segment Score	Total Element Score	Total Program Component Score (factored)	Total Deductions								
6	Eva-Lotta KIIBUS	EST	1	46.43	21.16	25.27	0.00								
#	Executed Elements	Info	Base Value	GOE	J1	J2	J3	J4	J5	J6	J7	J8	J9	Ref.	Scores of Panel
1	3T+2T		5.50	0.70	1	2	1	2	2						6.20
2	2A		3.30	0.55	1	1	2	2	2						3.85
3	CCoSp2V		1.88	-0.56	-4	-2	-3	-3	-3						1.32
4	3Lz<<	<<	2.31	x -1.05	-5	-5	-5	-5	-5						1.26
5	FCSp2		2.30	0.23	1	-1	1	1	1						2.53
6	StSq2		2.60	0.52	2	2	1	2	2						3.12
7	LSp4		2.70	0.18	-1	2	1	0	1						2.88
			<b>20.59</b>												<b>21.16</b>
Program Components			Factor												
Composition			1.33	7.00	6.00	5.50	6.50	6.75					6.42		
Presentation			1.33	7.25	6.00	5.50	6.25	6.50					6.25		
Skating Skills			1.33	6.75	6.25	5.75	6.50	6.25					6.33		
<b>Judges Total Program Component Score (factored)</b>												<b>25.27</b>			
<b>Deductions:</b>												<b>0.00</b>			

## JUDGES DETAILS PER SKATER WOMEN SHORT PROGRAM

Rank	Name	Nation	Starting Number	Total Segment Score	Total Element Score	Total Program Component Score (factored)	Total Deductions									
7	Karolina BIALAS	POL	4	43.17	21.11	23.06	-1.00									
#	Executed Elements	Info	Base Value	GOE	J1	J2	J3	J4	J5	J6	J7	J8	J9	Ref.	Scores of Panel	
1	3T+2T		5.50	0.00	0	0	0	0	0						5.50	
2	3Lo<<	F <<	1.70	-0.85	-5	-5	-5	-5	-5						0.85	
3	CSp4		2.60	0.43	2	2	2	1	1						3.03	
4	2A		3.63	x 0.11	1	0	0	1	0						3.74	
5	FSSp4		3.00	0.00	0	1	0	0	0						3.00	
6	StSq2		2.60	-0.61	-2	-2	-1	-3	-3						1.99	
7	CCoSp3		3.00	0.00	0	1	0	0	0						3.00	
			<b>22.03</b>												<b>21.11</b>	
<b>Program Components</b>			<b>Factor</b>													
Composition			1.33	7.25	6.25	6.00	5.50	5.25						5.92		
Presentation			1.33	7.25	6.00	5.75	5.25	5.25						5.67		
Skating Skills			1.33	6.75	6.50	5.50	5.25	5.00						5.75		
<b>Judges Total Program Component Score (factored)</b>													<b>23.06</b>			
<b>Deductions:</b>			Falls	-1.00	(1)											<b>-1.00</b>

Rank	Name	Nation	Starting Number	Total Segment Score	Total Element Score	Total Program Component Score (factored)	Total Deductions									
8	Magdalena ZAWADZKA	POL	12	42.51	21.33	21.18	0.00									
#	Executed Elements	Info	Base Value	GOE	J1	J2	J3	J4	J5	J6	J7	J8	J9	Ref.	Scores of Panel	
1	2A		3.30	0.22	0	1	0	1	1						3.52	
2	3T+2T		5.50	0.84	1	2	2	2	2						6.34	
3	FCSp3		2.80	0.28	2	1	1	1	1						3.08	
4	2S*+2T*	* *	0.00	x 0.00	-	-	-	-	-						0.00	
5	SSp4		2.50	0.33	2	2	1	1	1						2.83	
6	StSq2		2.60	0.26	1	2	1	1	0						2.86	
7	CCoSp3		3.00	-0.30	-2	0	-2	-1	1						2.70	
			<b>19.70</b>												<b>21.33</b>	
<b>Program Components</b>			<b>Factor</b>													
Composition			1.33	6.25	5.50	5.00	5.00	4.50						5.17		
Presentation			1.33	6.25	5.75	5.25	5.25	4.50						5.42		
Skating Skills			1.33	6.25	5.75	5.00	5.25	4.75						5.33		
<b>Judges Total Program Component Score (factored)</b>													<b>21.18</b>			
<b>Deductions:</b>																<b>0.00</b>

Rank	Name	Nation	Starting Number	Total Segment Score	Total Element Score	Total Program Component Score (factored)	Total Deductions									
9	Terezia POCSOVA	SVK	2	42.12	20.05	22.07	0.00									
#	Executed Elements	Info	Base Value	GOE	J1	J2	J3	J4	J5	J6	J7	J8	J9	Ref.	Scores of Panel	
1	2S+2T*	*	1.30	-0.65	-5	-5	-5	-5	-5						0.65	
2	3T<	<	3.36	-1.34	-4	-4	-4	-3	-5						2.02	
3	2A		3.30	0.00	0	0	0	0	0						3.30	
4	CSp4		2.60	0.35	1	2	1	2	1						2.95	
5	FSSp4		3.00	0.30	0	1	1	1	1						3.30	
6	StSq3		3.30	0.33	1	1	1	1	1						3.63	
7	CCoSp4		3.50	0.70	2	2	2	2	2						4.20	
			<b>20.36</b>												<b>20.05</b>	
<b>Program Components</b>			<b>Factor</b>													
Composition			1.33	6.00	5.25	5.00	5.50	5.75						5.50		
Presentation			1.33	6.00	5.50	5.00	5.75	5.75						5.67		
Skating Skills			1.33	5.75	5.25	4.75	5.50	5.50						5.42		
<b>Judges Total Program Component Score (factored)</b>													<b>22.07</b>			
<b>Deductions:</b>																<b>0.00</b>

## JUDGES DETAILS PER SKATER WOMEN SHORT PROGRAM

Rank	Name	Nation	Starting Number	Total Segment Score	Total Element Score	Total Program Component Score (factored)	Total Deductions								
10	Cintia SZABO	HUN	10	41.08	22.68	19.40	-1.00								
#	Executed Elements	Info	Base Value	GOE	J1	J2	J3	J4	J5	J6	J7	J8	J9	Ref.	Scores of Panel
1	3T<	F <	3.36	-1.68	-5	-5	-5	-5	-5						1.68
2	2A		3.30	0.22	0	1	1	1	0						3.52
3	FCSp4		3.20	0.11	1	0	1	0	0						3.31
4	3S+2T		6.16	x 0.00	0	0	0	0	0						6.16
5	CCoSp2		2.50	0.00	-1	0	-1	1	1						2.50
6	StSq3		3.30	0.11	1	1	0	0	0						3.41
7	SSp3		2.10	0.00	0	0	0	0	0						2.10
			<b>23.92</b>												<b>22.68</b>
<b>Program Components</b>			<b>Factor</b>												
Composition			1.33	5.75	5.00	4.50	5.00	4.75					4.92		
Presentation			1.33	5.50	5.25	4.75	4.75	4.75					4.92		
Skating Skills			1.33	5.75	4.75	4.75	4.75	4.75					4.75		
<b>Judges Total Program Component Score (factored)</b>													<b>19.40</b>		
<b>Deductions:</b>			Falls	-1.00 (1)								<b>-1.00</b>			

Rank	Name	Nation	Starting Number	Total Segment Score	Total Element Score	Total Program Component Score (factored)	Total Deductions								
11	Claudia MIFKOVICOVA	SVK	5	34.99	15.71	19.28	0.00								
#	Executed Elements	Info	Base Value	GOE	J1	J2	J3	J4	J5	J6	J7	J8	J9	Ref.	Scores of Panel
1	3S<+2T	<	4.74	-0.69	-2	-2	-2	-2	-2						4.05
2	3T<<	<<	1.30	-0.65	-5	-5	-5	-5	-5						0.65
3	FSSp3		2.60	-0.52	-2	-2	-2	-2	-2						2.08
4	2A<<	<<	1.10	-0.55	-5	-5	-5	-5	-5						0.55
5	CCoSp4		3.50	-0.35	-2	-1	-1	-1	-1						3.15
6	StSq2		2.60	-0.17	-1	0	0	-1	-2						2.43
7	LSp3		2.40	0.40	2	1	0	2	2						2.80
			<b>18.24</b>												<b>15.71</b>
<b>Program Components</b>			<b>Factor</b>												
Composition			1.33	5.50	4.50	4.50	4.75	5.25					4.83		
Presentation			1.33	5.25	4.75	4.25	4.75	5.25					4.92		
Skating Skills			1.33	5.25	4.25	4.25	5.00	5.00					4.75		
<b>Judges Total Program Component Score (factored)</b>													<b>19.28</b>		
<b>Deductions:</b>													<b>0.00</b>		

Rank	Name	Nation	Starting Number	Total Segment Score	Total Element Score	Total Program Component Score (factored)	Total Deductions								
12	Simona KOLENAKOVA	SVK	11	34.17	15.67	18.50	0.00								
#	Executed Elements	Info	Base Value	GOE	J1	J2	J3	J4	J5	J6	J7	J8	J9	Ref.	Scores of Panel
1	3T<	<	3.36	-1.68	-4	-5	-5	-5	-5						1.68
2	3S+COMBO+2T*	* <	4.30	-2.15	-5	-5	-5	-5	-5						2.15
3	2A		3.30	0.00	-1	0	0	0	0						3.30
4	FSSp3		2.60	-0.43	0	-3	-1	-2	-2						2.17
5	CCoSp2		2.50	-0.08	-1	-2	0	0	0						2.42
6	StSq2		2.60	0.00	1	0	0	0	0						2.60
7	LSp1		1.50	-0.15	1	-1	-2	-1	-1						1.35
			<b>20.16</b>												<b>15.67</b>
<b>Program Components</b>			<b>Factor</b>												
Composition			1.33	5.50	4.25	4.25	4.75	4.75					4.58		
Presentation			1.33	5.50	4.50	4.50	5.25	4.50					4.75		
Skating Skills			1.33	5.25	4.00	4.25	5.00	4.50					4.58		
<b>Judges Total Program Component Score (factored)</b>													<b>18.50</b>		
<b>Deductions:</b>													<b>0.00</b>		

## JUDGES DETAILS PER SKATER WOMEN SHORT PROGRAM

Rank	Name	Nation	Starting Number	Total Segment Score	Total Element Score	Total Program Component Score (factored)	Total Deductions								
13	Sara PARKOSOVA	CZE	6	33.06	16.46	18.60	-2.00								
#	Executed Elements	Info	Base Value	GOE	J1	J2	J3	J4	J5	J6	J7	J8	J9	Ref.	Scores of Panel
1	3S	F	4.30	-2.15	-5	-5	-5	-5	-5						2.15
2	1T*+COMBO	*	0.00	0.00	-	-	-	-	-						0.00
3	CSp4		2.60	0.26	1	1	0	2	1						2.86
4	CCoSp4		3.50	0.00	0	0	0	0	0						3.50
5	2A	F	3.63	x -1.65	-5	-5	-5	-5	-5						1.98
6	StSq2		2.60	0.17	-1	0	1	1	1						2.77
7	FSSp4		3.00	0.20	0	0	1	1	1						3.20
			<b>19.63</b>												<b>16.46</b>
Program Components			Factor												
Composition			1.33	4.75	4.25	4.25	4.75	5.50						4.58	
Presentation			1.33	4.75	4.00	4.25	4.75	5.50						4.58	
Skating Skills			1.33	4.75	4.50	4.25	5.25	5.25						4.83	
<b>Judges Total Program Component Score (factored)</b>														<b>18.60</b>	
<b>Deductions:</b>			Falls	-2.00	(2)										<b>-2.00</b>

Legend:							
#	Sequence number	GOE	Grade of Execution	Jx	Judges (x=1-9)	Ref.	Referee
*	Invalid element	<	Under-rotated jump	<<	Downgraded jump		
x	Credit for highlight distribution, base value multiplied by 1.1			!	Not clear edge	F	Fall

## JUDGES DETAILS PER SKATER

### WOMEN FREE SKATING

Rank	Name	Nation	Starting Number	Total Segment Score	Total Element Score	Total Program Component Score (factored)	Total Deductions								
1	Vanesa SELMEKOVA	SVK	13	108.66	56.35	52.31	0.00								
#	Executed Elements	Info	Base Value	GOE	J1	J2	J3	J4	J5	J6	J7	J8	J9	Ref.	Scores of Panel
1	3F		5.30	0.88	1	2	1	2	2						6.18
2	3Lz+2T		7.20	0.59	1	2	0	1	1						7.79
3	3F+2T+2Lo		8.30	0.53	1	1	0	1	1						8.83
4	CCoSp4		3.50	0.47	2	1	2	1	1						3.97
5	ChSq1		3.00	0.83	2	2	1	1	2						3.83
6	3Loq+1A+SEQ	q	6.00	-1.14	-2	-2	-3	-2	-3						4.86
7	3Lo<	<	4.31	x -0.78	-2	-2	-3	-2	-2						3.53
8	LSp4		2.70	0.45	2	2	1	1	2						3.15
9	3S<	<	3.78	x -0.69	-2	-2	-3	-2	-2						3.09
10	2A		3.63	x 0.33	1	1	0	1	1						3.96
11	StSq3		3.30	0.66	2	1	2	2	2						3.96
12	FCSp4		3.20	0.00	-4	-1	2	0	1						3.20
			<b>54.22</b>												<b>56.35</b>
<b>Program Components</b>				<b>Factor</b>											
	Composition			2.67	6.75	6.50	6.25	6.25	6.75						6.50
	Presentation			2.67	6.75	6.75	6.50	6.50	6.75						6.67
	Skating Skills			2.67	6.75	6.50	6.25	6.25	6.50						6.42
	<b>Judges Total Program Component Score (factored)</b>														<b>52.31</b>
<b>Deductions:</b>															<b>0.00</b>
Rank	Name	Nation	Starting Number	Total Segment Score	Total Element Score	Total Program Component Score (factored)	Total Deductions								
2	Niki WORIES	NED	9	103.49	52.31	51.18	0.00								
#	Executed Elements	Info	Base Value	GOE	J1	J2	J3	J4	J5	J6	J7	J8	J9	Ref.	Scores of Panel
1	2T+2A+SEQ		4.60	0.33	1	2	0	1	1						4.93
2	3Lo		4.90	0.49	1	2	1	1	1						5.39
3	3F!+2T+2Loq	!!q	8.30	-1.59	-3	-2	-3	-3	-3						6.71
4	3Lz+2T*	*	5.90	0.20	0	1	0	1	0						6.10
5	CCoSp3V		2.25	-0.08	-2	0	-1	0	0						2.17
6	ChSq1		3.00	0.50	1	2	1	1	0						3.50
7	3F!	!	5.83	x -0.18	1	0	-1	0	-1						5.65
8	3Lz		6.49	x 0.39	0	2	1	1	0						6.88
9	1A		1.21	x 0.00	-1	0	0	0	0						1.21
10	StSq2		2.60	0.26	1	2	1	1	1						2.86
11	FCCoSp4		3.50	0.35	2	1	0	1	1						3.85
12	LSp4		2.70	0.36	0	1	2	1	2						3.06
			<b>51.28</b>												<b>52.31</b>
<b>Program Components</b>				<b>Factor</b>											
	Composition			2.67	6.50	6.75	6.25	6.25	6.25						6.33
	Presentation			2.67	6.50	6.75	6.25	6.50	6.25						6.42
	Skating Skills			2.67	6.75	6.50	6.50	6.25	6.00						6.42
	<b>Judges Total Program Component Score (factored)</b>														<b>51.18</b>
<b>Deductions:</b>															<b>0.00</b>



## JUDGES DETAILS PER SKATER

### WOMEN FREE SKATING

Rank	Name	Nation	Starting Number	Total Segment Score	Total Element Score	Total Program Component Score (factored)				Total Deductions					
3	Sarina JOOS	ITA	11	99.32	49.04	50.28				0.00					
#	Executed Elements	Info	Base Value	GOE	J1	J2	J3	J4	J5	J6	J7	J8	J9	Ref.	Scores of Panel
1	2A+2A<+SEQ	<	5.94	-0.66	-2	-2	-2	-2	-3						5.28
2	3S+2T		5.60	0.00	0	1	0	0	0						5.60
3	3Lo<	<	3.92	-0.78	-2	-2	-2	-2	-3						3.14
4	3S		4.30	0.14	0	1	0	0	1						4.44
5	FCSp3		2.80	0.28	0	1	1	1	1						3.08
6	3Lz		5.90	-0.79	-2	-1	-3	-1	-1						5.11
7	2F+2Tq	q	3.41	x -0.36	-2	-2	-2	-2	-2						3.05
8	3F!q	!q	5.83	x -1.59	-3	-3	-3	-4	-3						4.24
9	CCoSp4		3.50	0.82	3	3	2	2	2						4.32
10	ChSq1		3.00	1.33	3	2	2	3	3						4.33
11	StSq2		2.60	0.52	2	2	2	2	2						3.12
12	LSp4		2.70	0.63	3	3	2	2	2						3.33
			<b>49.50</b>												<b>49.04</b>
Program Components				Factor											
Composition				2.67	6.75	6.50	6.00	6.00	6.25	6.25					6.25
Presentation				2.67	7.00	6.50	6.25	6.25	6.00	6.00					6.33
Skating Skills				2.67	6.75	6.25	6.00	6.25	6.25					6.25	
<b>Judges Total Program Component Score (factored)</b>															<b>50.28</b>
<b>Deductions:</b>															<b>0.00</b>
Rank	Name	Nation	Starting Number	Total Segment Score	Total Element Score	Total Program Component Score (factored)				Total Deductions					
4	Eliska BREZINOVA	CZE	12	98.49	49.00	50.49				-1.00					
#	Executed Elements	Info	Base Value	GOE	J1	J2	J3	J4	J5	J6	J7	J8	J9	Ref.	Scores of Panel
1	3F		5.30	1.06	1	3	2	2	2						6.36
2	3T		4.20	0.70	1	2	1	2	2						4.90
3	3Lzq	q	5.90	-2.56	-4	-3	-5	-4	-5						3.34
4	3Lo		4.90	0.98	2	2	2	2	2						5.88
5	FCSSp4		3.00	0.60	1	2	2	2	2						3.60
6	3Lzq+2T	q	7.92	x -2.56	-3	-4	-5	-4	-5						5.36
7	2T+2A+SEQ		5.06	x -0.77	-3	-2	-3	-2	-1						4.29
8	FCCoSp3		3.00	0.40	0	2	1	2	1						3.40
9	StSq2		2.60	0.26	1	2	1	1	0						2.86
10	ChSq1		3.00	0.33	1	2	0	0	1						3.33
11	3S	F	4.73	x -2.15	-5	-5	-5	-5	-5						2.58
12	CCoSp3		3.00	0.10	1	1	0	0	0						3.10
			<b>52.61</b>												<b>49.00</b>
Program Components				Factor											
Composition				2.67	6.50	6.50	6.00	6.00	6.50					6.33	
Presentation				2.67	6.00	6.50	6.00	6.25	6.00					6.08	
Skating Skills				2.67	6.00	6.75	6.50	6.50	6.50					6.50	
<b>Judges Total Program Component Score (factored)</b>															<b>50.49</b>
<b>Deductions:</b>											Falls	-1.00 (1)		<b>-1.00</b>	

## JUDGES DETAILS PER SKATER

### WOMEN FREE SKATING

Rank	Name	Nation	Starting Number	Total Segment Score	Total Element Score	Total Program Component Score (factored)	Total Deductions									
5	Eva-Lotta KIIBUS	EST	8	91.27	41.45	49.82	0.00									
#	Executed Elements	Info	Base Value	GOE	J1	J2	J3	J4	J5	J6	J7	J8	J9	Ref.	Scores of Panel	
1	3F+1Eu+2S		7.10	-0.53	-3	0	-1	-1	-1						6.57	
2	3Lz		5.90	-0.20	-1	1	-1	0	0						5.70	
3	1Lo		0.50	0.00	0	-1	0	0	0						0.50	
4	ChSq1		3.00	0.83	3	2	1	2	1						3.83	
5	2A		3.30	0.33	1	1	2	1	0						3.63	
6	FCCoSp2V		1.88	0.00	-2	0	0	0	0						1.88	
7	3F		5.83	x -0.71	-2	-1	-2	-1	-1						5.12	
8	3Lzq+REP	q	4.54	x -2.95	-5	-5	-5	-5	-5						1.59	
9	3S		4.73	x -0.57	-3	-2	-1	-1	0						4.16	
10	CCoSp2V		1.88	0.13	1	2	0	-1	1						2.01	
11	StSq2		2.60	0.69	4	1	2	3	3						3.29	
12	FCSp3		2.80	0.37	2	2	1	1	1						3.17	
			<b>44.06</b>												<b>41.45</b>	
<b>Program Components</b>				<b>Factor</b>												
Composition				2.67	7.00	6.00	6.00	6.00	6.25	6.25						6.08
Presentation				2.67	7.25	6.50	6.00	6.25	6.25						6.33	
Skating Skills				2.67	7.00	6.25	6.25	6.25	5.75						6.25	
<b>Judges Total Program Component Score (factored)</b>															<b>49.82</b>	
<b>Deductions:</b>															<b>0.00</b>	
Rank	Name	Nation	Starting Number	Total Segment Score	Total Element Score	Total Program Component Score (factored)	Total Deductions									
6	Karolina BIALAS	POL	7	87.02	43.20	43.82	0.00									
#	Executed Elements	Info	Base Value	GOE	J1	J2	J3	J4	J5	J6	J7	J8	J9	Ref.	Scores of Panel	
1	2F		1.80	0.18	1	2	0	1	1						1.98	
2	2Lo		1.70	-0.06	-1	-1	0	0	0						1.64	
3	3S+1Eu+2S		6.10	0.00	0	1	0	0	0						6.10	
4	2A		3.30	0.00	0	0	0	0	0						3.30	
5	CSp4		2.60	0.26	0	2	1	1	1						2.86	
6	FSSp4		3.00	0.30	0	2	1	1	1						3.30	
7	3Tq	q	4.62	x -1.68	-4	-5	-3	-3	-5						2.94	
8	3T+2T		6.05	x 0.00	-3	0	0	0	0						6.05	
9	ChSq1		3.00	0.67	1	1	1	2	2						3.67	
10	2Aq+2T	q	5.06	x -0.66	-4	-2	-2	-2	-2						4.40	
11	StSq3		3.30	0.66	2	2	2	2	2						3.96	
12	CCoSp3		3.00	0.00	-2	1	0	0	0						3.00	
			<b>43.53</b>												<b>43.20</b>	
<b>Program Components</b>				<b>Factor</b>												
Composition				2.67	4.75	6.00	5.75	5.50	5.25						5.50	
Presentation				2.67	4.75	6.00	6.00	5.75	5.00						5.58	
Skating Skills				2.67	4.75	5.75	5.50	5.50	5.00						5.33	
<b>Judges Total Program Component Score (factored)</b>															<b>43.82</b>	
<b>Deductions:</b>															<b>0.00</b>	

## JUDGES DETAILS PER SKATER

### WOMEN FREE SKATING

Rank	Name	Nation	Starting Number	Total Segment Score	Total Element Score	Total Program Component Score (factored)	Total Deductions								
7	Katinka Anna ZSEMBERY	HUN	10	77.59	33.74	45.85	-2.00								
#	Executed Elements	Info	Base Value	GOE	J1	J2	J3	J4	J5	J6	J7	J8	J9	Ref.	Scores of Panel
1	2A+1Eu+2F		5.60	0.00	-1	0	0	0	0						5.60
2	1Lo		0.50	-0.10	-1	-4	-1	-2	-3						0.40
3	3T+2A+SEQ		7.50	0.56	1	2	1	1	2						8.06
4	1S		0.40	-0.12	-2	-4	-3	-3	-3						0.28
5	FSSp4		3.00	0.20	1	1	0	0	1						3.20
6	StSq2		2.60	0.52	2	2	2	2	2						3.12
7	3Tq	F q	4.62	x -2.10	-5	-5	-5	-5	-5						2.52
8	1S		0.44	x -0.15	-3	-4	-3	-4	-4						0.29
9	2F+2T		3.41	x 0.00	0	0	0	0	0						3.41
10	ChSq1		3.00	1.00	3	2	2	2	2						4.00
11	CSp4		2.60	0.26	2	2	1	0	0						2.86
12	CCoSp	F	0.00	0.00	-	-	-	-	-						0.00
			<b>33.67</b>												<b>33.74</b>
<b>Program Components</b>				<b>Factor</b>											
Composition				2.67	6.75	6.25	5.50	5.25	5.25						5.67
Presentation				2.67	6.75	5.75	5.50	5.00	5.25						5.50
Skating Skills				2.67	6.50	6.25	6.00	5.50	5.75						6.00
<b>Judges Total Program Component Score (factored)</b>															<b>45.85</b>
<b>Deductions:</b>			Falls	-2.00 (2)											<b>-2.00</b>

Rank	Name	Nation	Starting Number	Total Segment Score	Total Element Score	Total Program Component Score (factored)	Total Deductions								
8	Terezia POCSOVA	SVK	5	75.21	37.83	37.38	0.00								
#	Executed Elements	Info	Base Value	GOE	J1	J2	J3	J4	J5	J6	J7	J8	J9	Ref.	Scores of Panel
1	3T		4.20	-0.42	-1	-2	-1	-1	-1						3.78
2	2S+2T		2.60	0.04	0	1	0	1	0						2.64
3	2A		3.30	0.00	0	1	0	0	0						3.30
4	3S		4.30	-1.00	-3	-2	-3	-2	-2						3.30
5	FCCoSp4		3.50	-0.12	-1	-1	0	0	0						3.38
6	ChSq1		3.00	0.50	1	1	1	0	1						3.50
7	2F		1.98	x 0.06	0	2	0	1	0						2.04
8	2Lz+1A+1A+SEQ		4.73	x 0.00	0	1	0	0	0						4.73
9	2Lz+2T		3.74	x 0.00	0	0	0	0	0						3.74
10	FSSp3		2.60	0.26	1	2	1	1	0						2.86
11	StSq2		2.60	0.09	1	1	0	0	0						2.69
12	CCoSp3V		2.25	-0.38	-1	-2	-1	-2	-2						1.87
			<b>38.80</b>												<b>37.83</b>
<b>Program Components</b>				<b>Factor</b>											
Composition				2.67	4.50	5.50	4.75	4.50	4.50						4.58
Presentation				2.67	4.50	5.50	4.75	4.75	4.25						4.67
Skating Skills				2.67	4.50	5.25	5.00	4.75	4.50						4.75
<b>Judges Total Program Component Score (factored)</b>															<b>37.38</b>
<b>Deductions:</b>														<b>0.00</b>	

## JUDGES DETAILS PER SKATER

### WOMEN FREE SKATING

Rank	Name	Nation	Starting Number	Total Segment Score	Total Element Score	Total Program Component Score (factored)				Total Deductions					
9	Magdalena ZAWADZKA	POL	6	72.55	36.04	38.51				-2.00					
#	Executed Elements	Info	Base Value	GOE	J1	J2	J3	J4	J5	J6	J7	J8	J9	Ref.	Scores of Panel
1	2A		3.30	0.33	1	1	0	1	1						3.63
2	3T+2T		5.50	0.42	1	2	0	1	1						5.92
3	3S	F	4.30	-2.15	-5	-5	-5	-5	-5						2.15
4	2A		3.30	-1.10	-4	-3	-4	-3	-3						2.20
5	3T<	F <	3.36	-1.68	-5	-5	-5	-5	-5						1.68
6	FCCoSp3		3.00	0.30	1	2	1	1	1						3.30
7	ChSq1		3.00	0.17	1	1	0	-1	0						3.17
8	2F		1.98	x 0.00	0	0	0	0	0						1.98
9	2F+1Eu+2S		3.96	x 0.00	0	0	0	0	0						3.96
10	FSSp3		2.60	0.09	0	2	0	1	0						2.69
11	StSq2		2.60	0.09	1	1	0	0	0						2.69
12	CCoSp2		2.50	0.17	1	1	0	0	1						2.67
			<b>39.40</b>												<b>36.04</b>
Program Components				Factor											
Composition				2.67	4.50	5.50	4.75	4.75	4.50					4.67	
Presentation				2.67	4.50	5.25	5.00	5.00	4.75					4.92	
Skating Skills				2.67	4.75	5.75	5.00	4.75	4.75					4.83	
<b>Judges Total Program Component Score (factored)</b>															<b>38.51</b>
<b>Deductions:</b>			Falls	-2.00 (2)											<b>-2.00</b>

Rank	Name	Nation	Starting Number	Total Segment Score	Total Element Score	Total Program Component Score (factored)				Total Deductions					
10	Cintia SZABO	HUN	4	68.47	33.97	34.50				0.00					
#	Executed Elements	Info	Base Value	GOE	J1	J2	J3	J4	J5	J6	J7	J8	J9	Ref.	Scores of Panel
1	3T+2T<	<	5.24	-0.84	-2	-2	-2	-2	-2						4.40
2	ChSq1		3.00	0.00	0	1	0	-1	0						3.00
3	2A		3.30	0.11	0	1	0	1	0						3.41
4	3S<+2T<	<<	4.48	-1.38	-4	-4	-4	-4	-4						3.10
5	A		0.00	0.00	-	-	-	-	-						0.00
6	3Sq	q	4.30	-0.86	-2	-2	-2	-2	-2						3.44
7	CCoSp4		3.50	-0.23	-2	-1	-1	0	0						3.27
8	StSq2		2.60	-0.09	-2	0	0	0	-1						2.51
9	2F		1.98	x 0.06	0	1	0	1	0						2.04
10	2F+1Eu+2S		3.96	x -0.06	-2	0	-1	0	0						3.90
11	FCSp3		2.80	0.00	0	0	0	0	-1						2.80
12	SSp3		2.10	0.00	0	1	0	0	0						2.10
			<b>37.26</b>												<b>33.97</b>
Program Components				Factor											
Composition				2.67	4.00	5.00	4.25	4.25	4.00					4.17	
Presentation				2.67	3.75	5.25	4.25	4.50	4.00					4.25	
Skating Skills				2.67	4.00	5.00	4.75	4.50	4.25					4.50	
<b>Judges Total Program Component Score (factored)</b>															<b>34.50</b>
<b>Deductions:</b>														<b>0.00</b>	

## JUDGES DETAILS PER SKATER

### WOMEN FREE SKATING

Rank	Name	Nation	Starting Number	Total Segment Score	Total Element Score	Total Program Component Score (factored)				Total Deductions					
11	Simona KOLENAKOVA	SVK	2	62.00	31.17	31.83				-1.00					
#	Executed Elements	Info	Base Value	GOE	J1	J2	J3	J4	J5	J6	J7	J8	J9	Ref.	Scores of Panel
1	3T<<	F <<	1.30	-0.65	-5	-5	-5	-5	-5						0.65
2	3T<+2T	<	4.66	-0.67	-2	-2	-2	-2	-2						3.99
3	2S		1.30	0.00	0	0	0	0	0						1.30
4	3S+2T		5.60	-0.86	-2	-2	-2	-1	-3						4.74
5	FCoSp3V		2.25	-0.38	-3	-1	-2	-2	-1						1.87
6	2A<+1A+1A+SEQ	<	4.84	-0.70	-2	-2	-3	-3	-3						4.14
7	ChSq1		3.00	-0.33	0	0	-1	-1	-1						2.67
8	2A	x	3.63	0.00	0	1	0	0	0						3.63
9	2Lz	x	2.31	0.00	0	1	0	0	0						2.31
10	CCoSp3V		2.25	-0.08	-1	0	-1	0	0						2.17
11	StSq2		2.60	-0.35	-2	-1	0	-1	-2						2.25
12	LSp1		1.50	-0.05	0	0	-1	0	-1						1.45
			<b>35.24</b>											<b>31.17</b>	
Program Components				Factor											
Composition				2.67	4.00	4.75	4.00	3.75	3.75					3.92	
Presentation				2.67	4.00	4.50	4.25	3.75	3.75					4.00	
Skating Skills				2.67	4.00	4.50	4.25	3.75	3.75					4.00	
<b>Judges Total Program Component Score (factored)</b>														<b>31.83</b>	
<b>Deductions:</b>			Falls	-1.00 (1)										<b>-1.00</b>	
Rank	Name	Nation	Starting Number	Total Segment Score	Total Element Score	Total Program Component Score (factored)				Total Deductions					
12	Sara PARKOSOVA	CZE	1	61.78	32.43	31.35				-2.00					
#	Executed Elements	Info	Base Value	GOE	J1	J2	J3	J4	J5	J6	J7	J8	J9	Ref.	Scores of Panel
1	2A+2T		4.60	0.22	0	1	0	1	1						4.82
2	3T+2T		5.50	-0.98	-2	-2	-3	-2	-3						4.52
3	2S		1.30	-0.09	-1	-1	0	-1	0						1.21
4	FCoSp2		2.50	-0.50	-2	0	-2	-3	-2						2.00
5	3S	F	4.30	-2.15	-5	-5	-5	-5	-5						2.15
6	2A+1A+1A+SEQ	x	6.05	0.00	0	0	0	0	0						6.05
7	1Lz	x	0.66	-0.02	-1	-1	0	0	0						0.64
8	2Lz	x	2.31	0.00	0	0	0	0	0						2.31
9	ChSq1		3.00	-0.50	-5	0	0	-1	-2						2.50
10	CCoSp2		2.50	-0.33	-1	-1	-2	-1	-2						2.17
11	StSq2		2.60	-0.43	0	-1	-1	-3	-3						2.17
12	SSp3		2.10	-0.21	-1	-1	-1	-1	0						1.89
			<b>37.42</b>											<b>32.43</b>	
Program Components				Factor											
Composition				2.67	3.50	4.75	4.25	3.50	3.75					3.83	
Presentation				2.67	3.75	4.50	4.25	3.50	3.50					3.83	
Skating Skills				2.67	3.75	4.75	4.25	4.00	4.00					4.08	
<b>Judges Total Program Component Score (factored)</b>														<b>31.35</b>	
<b>Deductions:</b>			Falls	-2.00 (2)										<b>-2.00</b>	

## JUDGES DETAILS PER SKATER

### WOMEN FREE SKATING

Rank	Name	Nation	Starting Number	Total Segment Score	Total Element Score	Total Program Component Score (factored)				Total Deductions					
13	Claudia MIFKOVICOVA	SVK	3	53.96	23.38	31.58				-1.00					
#	Executed Elements	Info	Base Value	GOE	J1	J2	J3	J4	J5	J6	J7	J8	J9	Ref.	Scores of Panel
1	3S<+2T	<	4.74	-1.15	-2	-3	-4	-3	-4						3.59
2	3T<	<	3.36	-1.45	-4	-3	-5	-4	-5						1.91
3	2A<<	<<	1.10	-0.55	-5	-4	-5	-5	-5						0.55
4	3S<<	F <<	1.30	-0.65	-5	-5	-5	-5	-5						0.65
5	2F+2T		3.10	0.00	0	0	0	0	0						3.10
6	FCCoSp3		3.00	-0.60	-2	0	-2	-2	-2						2.40
7	StSq2		2.60	-0.43	-1	0	-2	-2	-2						2.17
8	3T<<+REP	<<	1.00	x -0.56	-4	-4	-5	-4	-5						0.44
9	ChSq1		3.00	-0.17	0	0	0	-1	-2						2.83
10	2F+1Eu+2S		3.96	x -0.12	-1	-1	0	-1	0						3.84
11	CCoSp		0.00	0.00	-	-	-	-	-						0.00
12	LSp2		1.90	0.00	0	1	0	0	-1						1.90
			<b>29.06</b>												<b>23.38</b>
Program Components				Factor											
Composition				2.67	4.00	4.75	4.25	3.75	3.75					4.00	
Presentation				2.67	3.75	4.75	4.00	3.50	3.50					3.75	
Skating Skills				2.67	4.00	4.75	4.25	4.00	4.00					4.08	
<b>Judges Total Program Component Score (factored)</b>												<b>31.58</b>			
<b>Deductions:</b>			Falls									-1.00 (1)			
												<b>-1.00</b>			

Legend:							
#	Sequence number	GOE	Grade of Execution	Jx	Judges (x=1-9)	Ref.	Referee
*	Invalid element	<	Under-rotated jump	<<	Downgraded jump	REP	Jump repetition
x	Credit for highlight distribution, base value multiplied by 1.1			!	Not clear edge		
F	Fall	q	Jump landed on the quarter				

## PANEL OF JUDGES

### JUNIOR MEN

#### Officials

Technical Controller	Mr. Attila SOOS	ISU
Technical Specialist	Ms. Ivana JAKUPCEVIC MARINKOVIC	ISU
Technical Specialist	Ms. Diana RISKOVA	ISU

#### Judges

Referee	Ms. Vera TAUCHMANOVA	ISU
Judge No. 1	Ms. Katalin BALCZO	HUN
Judge No. 2	Mr. Martin OSMERA	CZE
Judge No. 3	Ms. Joanna DAROS-PAWLYTA	POL
Judge No. 4	Ms. Zsuzsanna VIKARNE-HOMOLYA	HUN
Judge No. 5	Ms. Hana BASOVA	SVK

#### Data/Replay Operator

Data Operator	Ms. Katarina KELSCHOVA	SVK
Replay Operator	Ms. Pia OMOVSEK	SLO



# 16th Tirnavia Ice Cup International

November 1st - 3rd 2024



## RESULTS

### JUNIOR MEN

Pl.	Name Club	Nation	Total Score	SP	FS
1	David SEDEJ	SLO	180.64	1	1
2	Vadym NOVIKOV	UKR	173.72	2	2
3	Tadeas VACLAVIK	CZE	156.64	3	3
4	Alex VALKY	SVK	132.64	5	5
5	Richard Alexander von GOELER	GER	131.06	7	4
6	Jozef CURMA	SVK	128.58	4	6
7	Benedek Pal DOZSA	HUN	117.10	6	7
8	Marian KLUS	CZE	87.66	8	8
9	Kolos RAC	HUN	84.12	10	9
10	Jakub CURMA	SVK	80.06	9	10
Withdrawn Jan VALTERA		CZE			WD

Ms. Vera TAUCHMANOVA, ISU

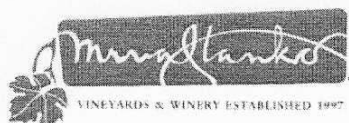

Referee

Mr. Attila SOOS, ISU

Technical Controller

**Legend:**

SP Short Program      FS Free Skating      WD Withdrawn      Pl. Place





## JUDGES DETAILS PER SKATER JUNIOR MEN SHORT PROGRAM

Rank	Name	Nation	Starting Number	Total Segment Score	Total Element Score	Total Program Component Score (factored)	Total Deductions								
1	David SEDEJ	SLO	8	65.30	34.70	30.60	0.00								
#	Executed Elements	Info	Base Value	GOE	J1	J2	J3	J4	J5	J6	J7	J8	J9	Ref.	Scores of Panel
1	3Lz+3T		10.10	0.59	2	1	1	1	1						10.69
2	2A		3.30	0.44	3	2	1	1	1						3.74
3	FCSp4		3.20	0.11	0	0	0	1	1						3.31
4	3F		5.83	x 0.35	1	1	0	0	1						6.18
5	CSSp4		3.00	0.20	1	1	0	0	1						3.20
6	StSq3		3.30	0.55	3	1	1	2	2						3.85
7	CCoSp4		3.50	0.23	1	0	0	1	1						3.73
			<b>32.23</b>												<b>34.70</b>
<b>Program Components</b>				<b>Factor</b>											
Composition				1.67	6.75	6.00	6.00	6.25	6.00					6.08	
Presentation				1.67	6.75	5.75	6.00	6.25	6.00					6.08	
Skating Skills				1.67	7.00	6.00	6.00	6.50	6.00					6.17	
<b>Judges Total Program Component Score (factored)</b>												<b>30.60</b>			
<b>Deductions:</b>														<b>0.00</b>	

Rank	Name	Nation	Starting Number	Total Segment Score	Total Element Score	Total Program Component Score (factored)	Total Deductions								
2	Vadym NOVIKOV	UKR	3	64.05	32.46	31.59	0.00								
#	Executed Elements	Info	Base Value	GOE	J1	J2	J3	J4	J5	J6	J7	J8	J9	Ref.	Scores of Panel
1	2A		3.30	0.55	2	2	2	1	1						3.85
2	3Lz+3Tq	q	10.10	-1.57	-3	-2	-3	-3	-2						8.53
3	FCSp4		3.20	0.43	1	1	1	2	2						3.63
4	3F		5.83	x 1.06	3	2	1	2	2						6.89
5	CCoSp4		3.50	0.00	0	1	-1	-1	3						3.50
6	StSq2		2.60	0.43	1	2	1	2	2						3.03
7	CSSp3		2.60	0.43	1	2	1	2	3						3.03
			<b>31.13</b>												<b>32.46</b>
<b>Program Components</b>				<b>Factor</b>											
Composition				1.67	6.00	6.25	6.25	3.00	6.25					6.17	
Presentation				1.67	6.25	6.50	6.50	6.25	6.25					6.33	
Skating Skills				1.67	6.75	6.50	6.50	6.00	6.25					6.42	
<b>Judges Total Program Component Score (factored)</b>												<b>31.59</b>			
<b>Deductions:</b>														<b>0.00</b>	

Rank	Name	Nation	Starting Number	Total Segment Score	Total Element Score	Total Program Component Score (factored)	Total Deductions								
3	Tadeas VACLAVIK	CZE	1	56.93	30.07	26.86	0.00								
#	Executed Elements	Info	Base Value	GOE	J1	J2	J3	J4	J5	J6	J7	J8	J9	Ref.	Scores of Panel
1	3F		5.30	0.00	0	0	0	1	-1						5.30
2	2A		3.30	-0.11	0	-1	-1	0	0						3.19
3	FCSp4		3.20	0.43	1	1	1	2	2						3.63
4	3S+3Tq	q	8.50	-0.86	-2	-2	-2	-2	-2						7.64
5	StSq3		3.30	0.33	1	1	0	1	1						3.63
6	CCoSp4		3.50	0.58	2	1	1	2	2						4.08
7	CSSp3		2.60	0.00	0	0	0	0	1						2.60
			<b>29.70</b>												<b>30.07</b>
<b>Program Components</b>				<b>Factor</b>											
Composition				1.67	5.50	5.50	5.25	5.00	4.00					5.25	
Presentation				1.67	5.75	5.25	5.50	5.25	3.50					5.33	
Skating Skills				1.67	5.50	5.50	5.75	5.50	4.25					5.50	
<b>Judges Total Program Component Score (factored)</b>												<b>26.86</b>			
<b>Deductions:</b>														<b>0.00</b>	

## JUDGES DETAILS PER SKATER JUNIOR MEN SHORT PROGRAM

Rank	Name	Nation	Starting Number	Total Segment Score	Total Element Score	Total Program Component Score (factored)	Total Deductions								
4	Jozef CURMA	SVK	10	49.99	23.13	26.86	0.00								
#	Executed Elements	Info	Base Value	GOE	J1	J2	J3	J4	J5	J6	J7	J8	J9	Ref.	Scores of Panel
1	2A		3.30	0.00	0	0	0	0	-1						3.30
2	3Sq+2T	q	5.60	-0.86	-2	-2	-2	-2	-2						4.74
3	FCSp3		2.80	0.28	1	1	0	1	1						3.08
4	StSq3		3.30	0.33	1	1	0	1	2						3.63
5	CCoSp4		3.50	0.58	1	2	1	2	2						4.08
6	2F!	!	1.98	x -0.18	-1	0	-1	-1	-1						1.80
7	CSSp4		3.00	-0.50	0	-2	-3	-2	-1						2.50
			<b>23.48</b>												<b>23.13</b>
Program Components			Factor												
Composition			1.67	5.25	5.50	4.50	5.75	5.75						5.50	
Presentation			1.67	5.50	5.75	4.75	5.50	5.75						5.58	
Skating Skills			1.67	5.00	5.50	4.50	5.00	5.00						5.00	
<b>Judges Total Program Component Score (factored)</b>														<b>26.86</b>	
<b>Deductions:</b>														<b>0.00</b>	

Rank	Name	Nation	Starting Number	Total Segment Score	Total Element Score	Total Program Component Score (factored)	Total Deductions								
5	Alex VALKY	SVK	2	49.89	23.31	26.58	0.00								
#	Executed Elements	Info	Base Value	GOE	J1	J2	J3	J4	J5	J6	J7	J8	J9	Ref.	Scores of Panel
1	3S+2T		5.60	0.14	1	1	0	0	0						5.74
2	2F		1.80	0.00	0	0	0	0	1						1.80
3	2A		3.30	0.11	1	1	0	0	0						3.41
4	FCSp3		2.80	-0.09	0	-1	0	-2	1						2.71
5	StSq2		2.60	0.43	0	2	1	2	2						3.03
6	CSSp4		3.00	0.00	0	0	0	0	1						3.00
7	CCoSp4		3.50	0.12	0	0	0	1	1						3.62
			<b>22.60</b>												<b>23.31</b>
Program Components			Factor												
Composition			1.67	5.00	5.75	5.00	5.50	5.50						5.33	
Presentation			1.67	5.25	5.75	5.25	5.50	5.50						5.42	
Skating Skills			1.67	5.00	5.75	4.75	5.00	5.50						5.17	
<b>Judges Total Program Component Score (factored)</b>														<b>26.58</b>	
<b>Deductions:</b>														<b>0.00</b>	

Rank	Name	Nation	Starting Number	Total Segment Score	Total Element Score	Total Program Component Score (factored)	Total Deductions								
6	Benedek Pal DOZSA	HUN	6	47.31	23.96	24.35	-1.00								
#	Executed Elements	Info	Base Value	GOE	J1	J2	J3	J4	J5	J6	J7	J8	J9	Ref.	Scores of Panel
1	3F		5.30	-0.18	0	0	-1	0	-1						5.12
2	3S+3Tq	F q	8.50	-2.15	-5	-5	-5	-5	-5						6.35
3	CCoSp2V		1.88	-0.56	-3	-3	-2	-3	-4						1.32
4	2A	x	3.63	0.00	0	0	0	0	0						3.63
5	FCSp2		2.30	0.00	0	0	-2	0	0						2.30
6	StSq2		2.60	-0.26	0	-1	-1	-1	-1						2.34
7	CSSp4		3.00	-0.10	0	-1	-1	0	0						2.90
			<b>27.21</b>												<b>23.96</b>
Program Components			Factor												
Composition			1.67	5.25	4.75	5.25	5.00	4.25						5.00	
Presentation			1.67	5.00	4.75	5.00	4.50	4.00						4.75	
Skating Skills			1.67	4.75	5.00	5.00	4.75	4.00						4.83	
<b>Judges Total Program Component Score (factored)</b>														<b>24.35</b>	
<b>Deductions:</b>							Falls						-1.00 (1)	<b>-1.00</b>	

## JUDGES DETAILS PER SKATER JUNIOR MEN SHORT PROGRAM

Rank	Name	Nation	Starting Number	Total Segment Score	Total Element Score	Total Program Component Score (factored)	Total Deductions								
7	Richard Alexander von GOELER	GER	7	43.39	20.29	23.10	0.00								
#	Executed Elements	Info	Base Value	GOE	J1	J2	J3	J4	J5	J6	J7	J8	J9	Ref.	Scores of Panel
1	2Fe	e	1.44	-0.29	-2	-2	-2	-2	-2						1.15
2	2A		3.30	0.33	0	1	1	1	1						3.63
3	FCSp3		2.80	-0.37	0	-2	0	-2	-2						2.43
4	3S+2T		6.16	x -0.43	-1	-1	-2	-1	-1						5.73
5	CSSp2V		1.73	-0.69	-5	-4	-4	-4	-3						1.04
6	StSq3		3.30	0.11	0	0	0	1	1						3.41
7	CCoSp3		3.00	-0.10	0	0	-1	-1	0						2.90
			<b>21.73</b>												<b>20.29</b>
Program Components			Factor												
Composition			1.67	4.75	4.50	4.75	5.25	4.00					4.67		
Presentation			1.67	4.50	4.50	4.75	5.00	4.00					4.58		
Skating Skills			1.67	4.50	4.50	4.75	5.25	4.00					4.58		
<b>Judges Total Program Component Score (factored)</b>												<b>23.10</b>			
<b>Deductions:</b>												<b>0.00</b>			

Rank	Name	Nation	Starting Number	Total Segment Score	Total Element Score	Total Program Component Score (factored)	Total Deductions								
8	Marian KLUS	CZE	9	30.34	12.26	18.08	0.00								
#	Executed Elements	Info	Base Value	GOE	J1	J2	J3	J4	J5	J6	J7	J8	J9	Ref.	Scores of Panel
1	3F		5.30	-2.12	-4	-4	-4	-3	-4						3.18
2	3T+COMBO+2T*	*	4.20	-2.10	-5	-5	-5	-5	-4						2.10
3	CSSp4		3.00	-0.40	0	-2	-1	-1	-2						2.60
4	StSq2		2.60	-0.26	-1	-2	-1	-1	-1						2.34
5	2A<<	<<	1.21	x -0.55	-5	-5	-5	-5	-5						0.66
6	CCoSp2V		1.88	-0.50	-3	-3	-1	-2	-3						1.38
7	FCSp		0.00	0.00	-	-	-	-	-						0.00
			<b>18.19</b>												<b>12.26</b>
Program Components			Factor												
Composition			1.67	4.00	3.75	3.75	3.50	3.75					3.75		
Presentation			1.67	4.00	3.25	3.50	3.00	3.25					3.33		
Skating Skills			1.67	3.75	3.75	4.00	3.25	3.75					3.75		
<b>Judges Total Program Component Score (factored)</b>												<b>18.08</b>			
<b>Deductions:</b>												<b>0.00</b>			

Rank	Name	Nation	Starting Number	Total Segment Score	Total Element Score	Total Program Component Score (factored)	Total Deductions								
9	Jakub CURMA	SVK	5	30.21	12.00	19.21	-1.00								
#	Executed Elements	Info	Base Value	GOE	J1	J2	J3	J4	J5	J6	J7	J8	J9	Ref.	Scores of Panel
1	1A*	*	0.00	0.00	-	-	-	-	-						0.00
2	CSSp2V		1.73	-0.52	-3	-3	-3	-3	1						1.21
3	2F		1.80	0.06	0	1	0	0	1						1.86
4	3S<+COMBO	F <	3.44	-1.72	-5	-5	-5	-5	-5						1.72
5	CCoSp3		3.00	0.00	0	0	-1	0	1						3.00
6	FCSp1		1.90	-0.38	-2	-2	-2	-2	-2						1.52
7	StSq2		2.60	0.09	1	0	0	0	1						2.69
			<b>14.47</b>												<b>12.00</b>
Program Components			Factor												
Composition			1.67	3.50	4.00	4.00	4.50	4.00					4.00		
Presentation			1.67	3.50	3.75	3.75	4.50	3.50					3.67		
Skating Skills			1.67	3.75	4.00	3.75	4.25	3.75					3.83		
<b>Judges Total Program Component Score (factored)</b>												<b>19.21</b>			
<b>Deductions:</b>							Falls	-1.00 (1)					<b>-1.00</b>		

## JUDGES DETAILS PER SKATER JUNIOR MEN SHORT PROGRAM

Rank	Name	Nation	Starting Number	Total Segment Score	Total Element Score	Total Program Component Score (factored)				Total Deductions					
10	Kolos RAC	HUN	4	29.41	13.73	17.68				-2.00					
#	Executed Elements	Info	Base Value	GOE	J1	J2	J3	J4	J5	J6	J7	J8	J9	Ref.	Scores of Panel
1	3Lz<+COMBO	F <	4.72	-2.36	-5	-5	-5	-5	-5						2.36
2	3Flq	!!q	5.30	-2.65	-5	-5	-5	-5	-5						2.65
3	CCoSp2		2.50	0.00	0	0	0	-1	1						2.50
4	2A<<	<<	1.21	x -0.55	-5	-5	-5	-5	-5						0.66
5	FCSp1		1.90	-0.44	-2	-3	-2	-4	0						1.46
6	StSq2	F	2.60	-1.30	-5	-5	-5	-5	-5						1.30
7	CSSp4		3.00	-0.20	-1	0	0	-1	-1						2.80
			<b>21.23</b>												<b>13.73</b>
Program Components				Factor											
Composition				1.67	3.50	4.00	3.75	3.25	3.75					3.67	
Presentation				1.67	3.00	3.50	3.50	2.50	3.00					3.17	
Skating Skills				1.67	3.00	4.25	4.00	3.50	3.75					3.75	
<b>Judges Total Program Component Score (factored)</b>													<b>17.68</b>		
<b>Deductions:</b>				Falls	-2.00 (2)									<b>-2.00</b>	

Legend:							
#	Sequence number	GOE	Grade of Execution	Jx	Judges (x=1-9)	Ref.	Referee
*	Invalid element	e	Wrong edge	<	Under-rotated jump	<<	Downgraded jump
x	Credit for highlight distribution, base value multiplied by 1.1			!	Not clear edge	F	Fall
q	Jump landed on the quarter						

## JUDGES DETAILS PER SKATER JUNIOR MEN FREE SKATING

Rank	Name	Nation	Starting Number	Total Segment Score	Total Element Score	Total Program Component Score (factored)	Total Deductions								
1	David SEDEJ	SLO	10	115.34	54.57	60.77	0.00								
#	Executed Elements	Info	Base Value	GOE	J1	J2	J3	J4	J5	J6	J7	J8	J9	Ref.	Scores of Panel
1	2A		3.30	0.44	1	2	2	1	0						3.74
2	3Lz+3T		10.10	-0.79	-1	-1	-2	-1	-2						9.31
3	3Lo		4.90	0.49	1	1	1	1	0						5.39
4	3F+1Eu+2S		7.10	0.00	0	0	0	0	-2						7.10
5	FCCoSp4		3.50	-0.12	0	0	-1	0	-1						3.38
6	3Lz		6.49	x 0.00	0	0	0	1	0						6.49
7	2F+2A+SEQ		5.61	x 0.00	0	0	0	0	0						5.61
8	3S		4.73	x 0.00	1	0	0	0	0						4.73
9	ChSq1		3.00	0.33	1	1	0	0	1						3.33
10	CSSp2		2.30	-0.31	0	-1	-3	-2	-1						1.99
11	CCoSp4		3.50	0.00	0	0	0	0	-1						3.50
			<b>54.53</b>												<b>54.57</b>
Program Components			Factor												
Composition			3.33	6.00	6.00	6.25	6.25	5.75						6.08	
Presentation			3.33	5.75	6.00	6.00	6.50	5.75						5.92	
Skating Skills			3.33	6.50	6.00	6.25	7.00	5.75						6.25	
<b>Judges Total Program Component Score (factored)</b>														<b>60.77</b>	

Deductions:

0.00

Rank	Name	Nation	Starting Number	Total Segment Score	Total Element Score	Total Program Component Score (factored)	Total Deductions								
2	Vadym NOVIKOV	UKR	9	109.67	51.66	58.01	0.00								
#	Executed Elements	Info	Base Value	GOE	J1	J2	J3	J4	J5	J6	J7	J8	J9	Ref.	Scores of Panel
1	3A<<	<<	3.30	-1.65	-5	-5	-5	-5	-5						1.65
2	3Lz+3T		10.10	-0.98	-1	-1	-2	-2	-2						9.12
3	3F+1Eu+2S		7.10	-0.35	0	0	-1	-1	-1						6.75
4	3Lo		4.90	0.00	0	0	0	0	-1						4.90
5	FCCoSp4V		2.63	0.17	0	1	1	1	-2						2.80
6	3Lz		6.49	x 0.39	2	2	0	0	0						6.88
7	3Fq+2A+SEQ	q	9.46	x -2.65	-5	-4	-5	-5	-5						6.81
8	CCoSp4		3.50	-0.35	0	-1	-1	-1	-3						3.15
9	ChSq1		3.00	0.50	1	2	1	1	1						3.50
10	2A		3.63	x -0.22	0	-1	-1	0	-2						3.41
11	CSSp3		2.60	0.09	1	0	0	1	-1						2.69
			<b>56.71</b>												<b>51.66</b>
Program Components			Factor												
Composition			3.33	5.00	5.75	6.25	6.00	4.75						5.58	
Presentation			3.33	5.00	6.00	6.25	6.00	4.50						5.67	
Skating Skills			3.33	6.00	6.25	6.50	6.25	5.00						6.17	
<b>Judges Total Program Component Score (factored)</b>														<b>58.01</b>	

Deductions:

0.00

## JUDGES DETAILS PER SKATER JUNIOR MEN FREE SKATING

Rank	Name	Nation	Starting Number	Total Segment Score	Total Element Score	Total Program Component Score (factored)	Total Deductions								
3	Tadeas VACLAVIK	CZE	8	99.71	51.43	48.28	0.00								
#	Executed Elements	Info	Base Value	GOE	J1	J2	J3	J4	J5	J6	J7	J8	J9	Ref.	Scores of Panel
1	3F+2T		6.60	0.18	0	0	1	1	0						6.78
2	3Lz		5.90	-0.39	0	0	-1	-2	-1						5.51
3	3T+2T		5.50	-0.14	-1	0	0	0	-1						5.36
4	3S		4.30	0.00	0	0	0	0	-1						4.30
5	FCSp3		2.80	-0.19	0	-1	-1	0	-1						2.61
6	ChSq1		3.00	0.00	0	0	0	1	0						3.00
7	2F		1.98	x 0.00	0	0	0	0	0						1.98
8	3Lo+2A+2A+SEQ		12.65	x 0.00	0	0	0	1	0						12.65
9	3Loq	q	5.39	x -0.98	-2	-2	-2	-2	-2						4.41
10	CCoSp3		3.00	0.00	0	0	0	1	0						3.00
11	FCCoSp2		2.50	-0.67	-3	-2	-4	-2	-3						1.83
			<b>53.62</b>												<b>51.43</b>
Program Components			Factor												
Composition			3.33	4.25	4.50	5.50	5.50	4.50							4.83
Presentation			3.33	4.25	4.50	5.25	5.75	3.50							4.67
Skating Skills			3.33	4.50	4.75	5.75	5.75	4.25							5.00
<b>Judges Total Program Component Score (factored)</b>														<b>48.28</b>	
<b>Deductions:</b>														<b>0.00</b>	

Rank	Name	Nation	Starting Number	Total Segment Score	Total Element Score	Total Program Component Score (factored)	Total Deductions								
4	Richard Alexander von GOELER	GER	4	87.67	44.08	43.59	0.00								
#	Executed Elements	Info	Base Value	GOE	J1	J2	J3	J4	J5	J6	J7	J8	J9	Ref.	Scores of Panel
1	3S+2T		5.60	0.00	0	0	0	1	-2						5.60
2	3Lo		4.90	-0.49	-1	-1	-1	0	-2						4.41
3	3T+2T		5.50	0.28	1	1	0	1	0						5.78
4	CSSp3		2.60	-0.35	-2	-1	-1	0	-2						2.25
5	3T		4.20	0.28	1	1	0	1	0						4.48
6	3S		4.73	x 0.00	0	0	0	0	-1						4.73
7	CCoSp3		3.00	0.00	0	0	0	0	0						3.00
8	2A+1Eu+2S		5.61	x -0.44	-2	-1	-1	-1	-2						5.17
9	2A		3.63	x -0.77	-2	-2	-3	-1	-3						2.86
10	ChSq1		3.00	0.00	0	0	0	1	-1						3.00
11	FCSp3		2.80	0.00	0	0	0	0	-3						2.80
			<b>45.57</b>												<b>44.08</b>
Program Components			Factor												
Composition			3.33	3.75	4.50	4.25	5.25	3.25							4.17
Presentation			3.33	4.00	4.50	4.25	5.00	3.25							4.25
Skating Skills			3.33	4.50	5.00	4.50	5.50	3.25							4.67
<b>Judges Total Program Component Score (factored)</b>														<b>43.59</b>	
<b>Deductions:</b>														<b>0.00</b>	

## JUDGES DETAILS PER SKATER JUNIOR MEN FREE SKATING

Rank	Name	Nation	Starting Number	Total Segment Score	Total Element Score	Total Program Component Score (factored)				Total Deductions					
5	Alex VALKY	SVK	6	82.75	35.64	49.11				-2.00					
#	Executed Elements	Info	Base Value	GOE	J1	J2	J3	J4	J5	J6	J7	J8	J9	Ref.	Scores of Panel
1	3S+1A+SEQ		5.40	0.29	2	1	0	0	1						5.69
2	3T	F	4.20	-2.10	-5	-5	-5	-5	-5						2.10
3	2F		1.80	0.12	1	1	0	0	1						1.92
4	CSSp4		3.00	0.10	1	0	0	1	0						3.10
5	2A		3.30	0.33	1	1	1	1	1						3.63
6	3T+REP	F	3.23	x -2.10	-5	-5	-5	-5	-5						1.13
7	CCoSp4		3.50	-0.12	1	0	-2	-1	0						3.38
8	3S		4.73	x 0.14	1	1	0	0	0						4.87
9	2F+1Eu+2S		3.96	x -0.54	-4	-3	-3	-3	-3						3.42
10	ChSq1		3.00	1.00	3	2	1	2	2						4.00
11	FCCoSp3		3.00	-0.60	-1	-2	-3	-2	-2						2.40
			<b>39.12</b>												<b>35.64</b>
Program Components				Factor											
Composition				3.33	5.25	5.00	4.75	5.00	4.75					4.92	
Presentation				3.33	5.00	5.25	4.50	5.00	4.50					4.83	
Skating Skills				3.33	4.25	5.25	4.75	5.50	5.00					5.00	
<b>Judges Total Program Component Score (factored)</b>													<b>49.11</b>		
<b>Deductions:</b>			Falls	-2.00 (2)									<b>-2.00</b>		

Rank	Name	Nation	Starting Number	Total Segment Score	Total Element Score	Total Program Component Score (factored)				Total Deductions					
6	Jozef CURMA	SVK	7	78.59	33.71	46.88				-2.00					
#	Executed Elements	Info	Base Value	GOE	J1	J2	J3	J4	J5	J6	J7	J8	J9	Ref.	Scores of Panel
1	3Lo<	<	3.92	-0.91	-3	-2	-3	-2	-2						3.01
2	3S		4.30	-0.14	0	0	-1	0	-2						4.16
3	1A		1.10	0.00	0	0	0	0	-1						1.10
4	FCSp4		3.20	-0.11	0	0	0	-1	-1						3.09
5	3T<	F <	3.36	-1.68	-5	-5	-5	-5	-5						1.68
6	3Sq+2T	q	6.16	x -0.86	-2	-2	-2	-2	-2						5.30
7	2F+2A+SEQ	F	5.61	x -1.65	-5	-5	-5	-5	-5						3.96
8	CCoSp3		3.00	0.10	0	1	1	0	0						3.10
9	2Lz+1T		2.75	x -0.28	-1	-2	0	-2	-1						2.47
10	ChSq1		3.00	0.50	1	1	1	1	2						3.50
11	CSSp3		2.60	-0.26	0	-1	-1	-1	-3						2.34
			<b>39.00</b>												<b>33.71</b>
Program Components				Factor											
Composition				3.33	4.75	4.75	5.00	5.00	4.00					4.83	
Presentation				3.33	4.50	5.00	5.00	4.50	4.25					4.67	
Skating Skills				3.33	4.00	5.00	5.00	4.75	4.00					4.58	
<b>Judges Total Program Component Score (factored)</b>													<b>46.88</b>		
<b>Deductions:</b>			Falls	-2.00 (2)									<b>-2.00</b>		

## JUDGES DETAILS PER SKATER JUNIOR MEN FREE SKATING

Rank	Name	Nation	Starting Number	Total Segment Score	Total Element Score	Total Program Component Score (factored)				Total Deductions					
7	Benedek Pal DOZSA	HUN	5	69.79	31.13	41.66				-3.00					
#	Executed Elements	Info	Base Value	GOE	J1	J2	J3	J4	J5	J6	J7	J8	J9	Ref.	Scores of Panel
1	3Fq	q	5.30	-2.65	-5	-5	-5	-5	-5						2.65
2	2A+1Eu+3S	F	8.10	-2.15	-5	-5	-5	-4	-5						5.95
3	3T	F	4.20	-2.10	-5	-5	-5	-5	-5						2.10
4	3S+2T		5.60	0.00	0	0	0	0	0						5.60
5	2T		1.30	-0.48	-4	-4	-4	-3	-3						0.82
6	2A		3.63	x 0.33	1	1	0	1	1						3.96
7	2F+2T*	*	1.98	x 0.00	0	0	0	0	0						1.98
8	CCoSp3		3.00	0.00	-1	0	0	1	0						3.00
9	ChSq1	F	3.00	-2.50	-4	-5	-5	-5	-5						0.50
10	CSSp4		3.00	-0.50	-1	-1	-2	-2	-3						2.50
11	FCSp2		2.30	-0.23	0	0	-3	0	-3						2.07
			<b>41.41</b>												<b>31.13</b>
Program Components			Factor												
Composition			3.33	4.00	4.25	4.25	4.75	3.25					4.17		
Presentation			3.33	3.50	4.50	4.00	4.25	3.25					3.92		
Skating Skills			3.33	4.00	4.75	4.50	4.75	4.00					4.42		
<b>Judges Total Program Component Score (factored)</b>													<b>41.66</b>		
<b>Deductions:</b>			Falls	-3.00 (3)								<b>-3.00</b>			

Rank	Name	Nation	Starting Number	Total Segment Score	Total Element Score	Total Program Component Score (factored)				Total Deductions					
8	Marian KLUS	CZE	3	57.32	24.62	34.70				-2.00					
#	Executed Elements	Info	Base Value	GOE	J1	J2	J3	J4	J5	J6	J7	J8	J9	Ref.	Scores of Panel
1	3Lz		5.90	-0.20	0	0	-1	0	-1						5.70
2	2Lo		1.70	0.00	0	0	1	0	0						1.70
3	3F<	<	4.24	-1.70	-5	-3	-4	-4	-4						2.54
4	FCSSp2V		1.73	-0.35	-2	-2	-2	-1	-3						1.38
5	2S<<	F <<	0.40	-0.20	-5	-5	-5	-5	-5						0.20
6	3S	F	4.73	x -2.15	-5	-5	-5	-5	-5						2.58
7	ChSq1		3.00	-0.83	-1	-2	-2	0	-2						2.17
8	CCoSp2V		1.88	-0.25	0	-1	-1	-2	-2						1.63
9	3T		4.62	x 0.00	0	0	1	0	0						4.62
10	2F*+2T*	* *	0.00	x 0.00	-	-	-	-	-						0.00
11	SSp3		2.10	0.00	0	0	0	0	-1						2.10
			<b>30.30</b>												<b>24.62</b>
Program Components			Factor												
Composition			3.33	3.00	3.75	3.50	4.00	2.75					3.42		
Presentation			3.33	2.50	3.50	3.50	3.50	2.50					3.17		
Skating Skills			3.33	3.75	3.75	4.00	4.00	3.00					3.83		
<b>Judges Total Program Component Score (factored)</b>													<b>34.70</b>		
<b>Deductions:</b>			Falls	-2.00 (2)								<b>-2.00</b>			



## JUDGES DETAILS PER SKATER JUNIOR MEN FREE SKATING

Rank	Name	Nation	Starting Number	Total Segment Score	Total Element Score	Total Program Component Score (factored)				Total Deductions					
9	Kolos RAC	HUN	1	54.71	25.38	31.33				-2.00					
#	Executed Elements	Info	Base Value	GOE	J1	J2	J3	J4	J5	J6	J7	J8	J9	Ref.	Scores of Panel
1	2Lz		2.10	0.00	0	0	0	0	0						2.10
2	2Fe	e	1.44	-0.29	-2	-2	-2	-2	-2						1.15
3	T	F	0.00	0.00	-	-	-	-	-						0.00
4	CCoSp3		3.00	0.00	0	0	0	0	-1						3.00
5	ChSq1		3.00	0.33	1	1	-1	1	0						3.33
6	1A		1.10	-0.18	-2	-1	-2	-1	-3						0.92
7	2A+1Eu+2F		6.16	x -0.22	0	-1	-1	0	-3						5.94
8	2A		3.63	x 0.00	0	0	0	0	-1						3.63
9	2Lz		2.31	x 0.00	0	0	0	0	0						2.31
10	FSp	F	0.00	0.00	-	-	-	-	-						0.00
11	CSSp4		3.00	0.00	0	0	0	0	0						3.00
			<b>25.74</b>												<b>25.38</b>
Program Components				Factor											
Composition				3.33	3.25	3.50	2.75	3.50	3.00				3.25		
Presentation				3.33	2.75	3.25	2.75	3.00	2.75				2.83		
Skating Skills				3.33	3.00	3.50	3.75	3.50	2.75				3.33		
<b>Judges Total Program Component Score (factored)</b>											<b>31.33</b>				
<b>Deductions:</b>		Falls	-2.00 (2)							<b>-2.00</b>					

Rank	Name	Nation	Starting Number	Total Segment Score	Total Element Score	Total Program Component Score (factored)				Total Deductions					
10	Jakub CURMA	SVK	2	49.85	18.81	33.04				-2.00					
#	Executed Elements	Info	Base Value	GOE	J1	J2	J3	J4	J5	J6	J7	J8	J9	Ref.	Scores of Panel
1	2A		3.30	-1.32	-4	-4	-4	-4	-4						1.98
2	2S+2T		2.60	0.00	0	0	0	0	0						2.60
3	2A		3.30	-1.43	-3	-4	-5	-5	-4						1.87
4	ChSq1		3.00	-0.17	0	-1	0	0	-1						2.83
5	FCSp2		2.30	-0.15	0	-1	-1	-2	0						2.15
6	3S<<	F <<	1.30	-0.65	-5	-5	-5	-5	-5						0.65
7	CCoSp3		3.00	-0.30	-1	-1	-1	-2	-1						2.70
8	1Lz		0.66	x -0.02	0	0	-1	0	-1						0.64
9	2Lz		2.31	x 0.00	0	0	0	0	0						2.31
10	2F!	F !	1.98	x -0.90	-5	-5	-5	-5	-5						1.08
			<b>23.75</b>												<b>18.81</b>
Program Components				Factor											
Composition				3.33	3.50	3.75	3.75	3.00	2.75				3.42		
Presentation				3.33	3.00	3.25	3.50	3.00	2.75				3.08		
Skating Skills				3.33	3.25	3.75	3.75	3.25	2.75				3.42		
<b>Judges Total Program Component Score (factored)</b>											<b>33.04</b>				
<b>Deductions:</b>		Falls	-2.00 (2)							<b>-2.00</b>					

**Legend:**

#	Sequence number	GOE	Grade of Execution	Jx	Judges (x=1-9)	Ref.	Referee
*	Invalid element	e	Wrong edge	<	Under-rotated jump	<<	Downgraded jump
x	Credit for highlight distribution, base value multiplied by 1.1			!	Not clear edge	REP	Jump repetition
F	Fall	q	Jump landed on the quarter				

## PANEL OF JUDGES

### JUNIOR WOMEN

#### Officials

Technical Controller	Mr. Attila SOOS	ISU
Technical Specialist	Ms. Kerstin FRANK	ISU
Technical Specialist	Ms. Ivana JAKUPCEVIC MARINKOVIC	CRO

#### Judges

Referee	Mr. Slobodan DELIC	SRB
Judge No. 1	Ms. Vera PUPSOVA	CZE
Judge No. 2	Ms. Katalin BALCZO	HUN
Judge No. 3	Ms. Doreen DUECHTING	GER
Judge No. 4	Ms. Hana BASOVA	SVK
Judge No. 5	Ms. Dana MITICKA	SVK

#### Data/Replay Operator

Data Operator	Ms. Katarina KELSCHOVA	SVK
Replay Operator	Ms. Pia OMOVSEK	SLO

## RESULTS

### JUNIOR WOMEN

27	Nina SOJKOVA	SVK	94.62	32	25
28	Sara HÖFER	AUT	93.78	26	29
29	Hanna Laura VIRANYI	HUN	93.44	28	28
30	Anzhelika LUHOVA	UKR	92.99	21	33
31	Daniela STRUHAROVA	SVK	92.80	24	30
32	Polina BYKOVA	SLO	92.07	25	32
33	Tamara PCOLKOVA	SVK	88.58	33	31
34	Dorina SZIGETI	HUN	83.63	31	34
35	Diana RUSEKOVA	SVK	77.80	36	35
36	Lucia PEKARKOVA	SVK	76.16	38	36
37	Nina LAZAREVIC	SLO	74.94	39	37
38	Pheline WISSE	NED	72.54	37	38
39	Daniela PRUZINCOVA	SVK	64.00	40	39
Withdrawn					
	Hannah FRANK	AUT	42.02	17	WD
	Sofia OSTANINA	UKR			WD

Mr. Slobodan DELIC, SRB

Referee

Mr. Attila SOOS, ISU

Technical Controller

**Legend:**

SP Short Program      FS Free Skating      WD Withdrawn      Pl. Place

## JUDGES DETAILS PER SKATER JUNIOR WOMEN SHORT PROGRAM

Rank	Name	Nation	Starting Number	Total Segment Score	Total Element Score	Total Program Component Score (factored)	Total Deductions								
1	Anna GERKE	GER	28	57.42	33.15	25.27	-1.00								
#	Executed Elements	Info	Base Value	GOE	J1	J2	J3	J4	J5	J6	J7	J8	J9	Ref.	Scores of Panel
1	2A		3.30	0.55	0	2	2	1	2						3.85
2	3F!	!	5.30	-0.53	-1	-1	-1	-2	-1						4.77
3	FCSp4		3.20	0.43	1	1	1	2	2						3.63
4	3T+3T		9.24	x 0.42	1	1	2	1	1						9.66
5	CCoSp4		3.50	0.70	2	1	2	2	2						4.20
6	StSq3		3.30	0.77	2	2	2	3	3						4.07
7	LSp4		2.70	0.27	1	1	2	1	1						2.97
			<b>30.54</b>												<b>33.15</b>
<b>Program Components</b>				<b>Factor</b>											
Composition				1.33	6.25	6.50	6.75	6.75	6.25						6.50
Presentation				1.33	6.00	6.25	6.75	6.50	6.00						6.25
Skating Skills				1.33	5.75	6.75	6.50	6.50	5.75						6.25
<b>Judges Total Program Component Score (factored)</b>															<b>25.27</b>
<b>Deductions:</b>				Falls	-1.00	(1)									<b>-1.00</b>

Rank	Name	Nation	Starting Number	Total Segment Score	Total Element Score	Total Program Component Score (factored)	Total Deductions								
2	Jana HORCICKOVA	CZE	22	56.46	31.31	25.15	0.00								
#	Executed Elements	Info	Base Value	GOE	J1	J2	J3	J4	J5	J6	J7	J8	J9	Ref.	Scores of Panel
1	3Lz+2T		7.20	0.98	2	1	1	2	2						8.18
2	3F!	!	5.30	-0.53	-1	-1	-3	1	-1						4.77
3	CCoSp4		3.50	1.05	3	3	3	3	3						4.55
4	2A	x	3.63	0.66	1	2	2	2	2						4.29
5	FCSp4		3.20	0.32	1	1	1	1	1						3.52
6	StSq2		2.60	0.52	2	1	2	2	3						3.12
7	LSp3		2.40	0.48	2	2	2	2	2						2.88
			<b>27.83</b>												<b>31.31</b>
<b>Program Components</b>				<b>Factor</b>											
Composition				1.33	6.00	6.25	6.50	6.50	6.25						6.33
Presentation				1.33	6.00	6.25	6.50	6.50	6.25						6.33
Skating Skills				1.33	5.75	6.50	6.25	6.50	6.00						6.25
<b>Judges Total Program Component Score (factored)</b>															<b>25.15</b>
<b>Deductions:</b>															<b>0.00</b>

Rank	Name	Nation	Starting Number	Total Segment Score	Total Element Score	Total Program Component Score (factored)	Total Deductions								
3	Polina DZSUMANYIJAZOVA	HUN	31	54.22	28.28	25.94	0.00								
#	Executed Elements	Info	Base Value	GOE	J1	J2	J3	J4	J5	J6	J7	J8	J9	Ref.	Scores of Panel
1	2A		3.30	0.77	2	3	3	2	2						4.07
2	3Lz+COMBO		5.90	-2.95	-5	-5	-5	-5	-5						2.95
3	CCoSp4		3.50	0.58	1	2	2	-1	2						4.08
4	3F	x	5.83	0.53	1	0	1	2	1						6.36
5	StSq4		3.90	0.91	2	3	2	2	3						4.81
6	FCSp2		2.30	0.38	1	2	2	1	2						2.68
7	LSp4		2.70	0.63	2	3	3	2	2						3.33
			<b>27.43</b>												<b>28.28</b>
<b>Program Components</b>				<b>Factor</b>											
Composition				1.33	5.75	6.75	6.50	6.50	6.25						6.42
Presentation				1.33	5.50	7.00	6.75	6.50	6.50						6.58
Skating Skills				1.33	5.75	7.00	6.50	6.75	6.25						6.50
<b>Judges Total Program Component Score (factored)</b>															<b>25.94</b>
<b>Deductions:</b>															<b>0.00</b>

## JUDGES DETAILS PER SKATER JUNIOR WOMEN SHORT PROGRAM

Rank	Name	Nation	Starting Number	Total Segment Score	Total Element Score	Total Program Component Score (factored)	Total Deductions								
4	Lorna MACKOVA	SVK	15	53.07	29.69	23.38	0.00								
#	Executed Elements	Info	Base Value	GOE	J1	J2	J3	J4	J5	J6	J7	J8	J9	Ref.	Scores of Panel
1	3T+3T		8.40	0.84	3	2	2	2	2						9.24
2	3F		5.30	0.53	1	1	2	1	1						5.83
3	FCSp3		2.80	0.19	0	2	1	1	0						2.99
4	2Aq	q	3.63	x -0.66	-2	-3	-2	-1	-2						2.97
5	CCoSp3		3.00	0.40	1	1	2	2	0						3.40
6	StSq3		3.30	0.66	2	2	2	2	2						3.96
7	LSp1		1.50	-0.20	1	0	-2	-4	-2						1.30
			<b>27.93</b>												<b>29.69</b>
Program Components			Factor												
Composition			1.33	5.75	5.50	6.25	6.25	5.00						5.83	
Presentation			1.33	5.50	5.75	6.00	6.25	5.00						5.75	
Skating Skills			1.33	5.75	6.25	6.00	6.50	5.25						6.00	
<b>Judges Total Program Component Score (factored)</b>														<b>23.38</b>	
<b>Deductions:</b>														<b>0.00</b>	

Rank	Name	Nation	Starting Number	Total Segment Score	Total Element Score	Total Program Component Score (factored)	Total Deductions								
5	Milana MOZEIKO	FRA	12	52.89	29.39	23.50	0.00								
#	Executed Elements	Info	Base Value	GOE	J1	J2	J3	J4	J5	J6	J7	J8	J9	Ref.	Scores of Panel
1	3Fq	q	5.30	-0.71	-1	0	-2	-1	-2						4.59
2	2A		3.30	0.22	-1	0	1	1	1						3.52
3	FCSp4		3.20	0.64	2	3	2	2	2						3.84
4	3Lo+2T		6.82	x 0.49	1	0	1	1	1						7.31
5	LSp4		2.70	0.27	1	1	2	0	1						2.97
6	StSq3		3.30	0.66	2	2	2	1	2						3.96
7	CCoSp3		3.00	0.20	0	2	1	1	-2						3.20
			<b>27.62</b>												<b>29.39</b>
Program Components			Factor												
Composition			1.33	5.75	6.00	6.00	6.75	5.50						5.92	
Presentation			1.33	5.75	6.00	6.50	6.25	5.50						6.00	
Skating Skills			1.33	5.75	5.50	6.00	6.75	5.25						5.75	
<b>Judges Total Program Component Score (factored)</b>														<b>23.50</b>	
<b>Deductions:</b>														<b>0.00</b>	

Rank	Name	Nation	Starting Number	Total Segment Score	Total Element Score	Total Program Component Score (factored)	Total Deductions								
6	Emma CERKALOVA	SVK	21	50.15	26.67	23.48	0.00								
#	Executed Elements	Info	Base Value	GOE	J1	J2	J3	J4	J5	J6	J7	J8	J9	Ref.	Scores of Panel
1	3T+2T		5.50	0.56	1	2	1	1	2						6.06
2	3F		5.30	-0.35	-1	-1	-1	1	0						4.95
3	FCSp4		3.20	0.32	1	1	1	1	2						3.52
4	2A		3.63	x 0.66	2	2	2	2	2						4.29
5	CCoSp3		3.00	0.50	2	1	1	2	2						3.50
6	StSq1		1.80	0.24	1	1	2	2	1						2.04
7	SSp3		2.10	0.21	1	1	1	1	2						2.31
			<b>24.53</b>												<b>26.67</b>
Program Components			Factor												
Composition			1.33	5.75	5.75	6.25	6.00	5.25						5.83	
Presentation			1.33	5.50	6.00	6.50	6.00	5.50						5.83	
Skating Skills			1.33	5.50	6.25	6.25	6.25	5.50						6.00	
<b>Judges Total Program Component Score (factored)</b>														<b>23.48</b>	
<b>Deductions:</b>														<b>0.00</b>	

## JUDGES DETAILS PER SKATER JUNIOR WOMEN SHORT PROGRAM

Rank	Name	Nation	Starting Number	Total Segment Score	Total Element Score	Total Program Component Score (factored)		Total Deductions							
7	Olivia LENGYELOVA	SVK	26	49.88	27.72	23.16		-1.00							
#	Executed Elements	Info	Base Value	GOE	J1	J2	J3	J4	J5	J6	J7	J8	J9	Ref.	Scores of Panel
1	2A		3.30	-0.99	-3	-3	-3	-2	-3						2.31
2	3Lz+3T<	<	9.26	-0.98	-2	-3	-1	-1	-2						8.28
3	FCSp4		3.20	0.64	1	2	2	2	2						3.84
4	3F<	F <	4.66	x -2.12	-5	-5	-5	-5	-5						2.54
5	CCoSp4		3.50	0.23	1	1	1	0	-1						3.73
6	StSq3		3.30	0.66	2	2	2	2	1						3.96
7	LSp4		2.70	0.36	1	1	2	1	2						3.06
			<b>29.92</b>												<b>27.72</b>
Program Components				Factor											
Composition				1.33	5.50	6.25	6.25	6.00	5.50					5.92	
Presentation				1.33	5.25	6.00	5.75	6.00	5.25					5.67	
Skating Skills				1.33	5.50	6.00	6.00	6.00	5.25					5.83	
<b>Judges Total Program Component Score (factored)</b>															<b>23.16</b>
<b>Deductions:</b>			Falls	-1.00 (1)											<b>-1.00</b>

Rank	Name	Nation	Starting Number	Total Segment Score	Total Element Score	Total Program Component Score (factored)		Total Deductions							
8	Nela SNEBERGEROVA	CZE	10	49.75	27.58	23.17		-1.00							
#	Executed Elements	Info	Base Value	GOE	J1	J2	J3	J4	J5	J6	J7	J8	J9	Ref.	Scores of Panel
1	2A		3.30	-0.11	0	0	0	-1	-1						3.19
2	3T+3T		8.40	0.14	1	1	-1	0	0						8.54
3	SSp4		2.50	0.33	1	2	1	2	1						2.83
4	3F<	F <	4.24	-2.12	-5	-5	-5	-5	-5						2.12
5	FCSp4		3.20	0.64	2	3	2	2	2						3.84
6	CCoSp3		3.00	0.10	1	2	1	-1	-1						3.10
7	StSq3		3.30	0.66	2	3	2	2	2						3.96
			<b>27.94</b>												<b>27.58</b>
Program Components				Factor											
Composition				1.33	5.75	5.75	5.75	6.75	5.25					5.75	
Presentation				1.33	6.00	5.75	6.00	6.50	4.75					5.92	
Skating Skills				1.33	5.50	6.00	5.75	6.75	5.00					5.75	
<b>Judges Total Program Component Score (factored)</b>															<b>23.17</b>
<b>Deductions:</b>			Falls	-1.00 (1)											<b>-1.00</b>

Rank	Name	Nation	Starting Number	Total Segment Score	Total Element Score	Total Program Component Score (factored)		Total Deductions							
9	Zoja KRAMAR	SLO	38	47.66	24.95	22.71		0.00							
#	Executed Elements	Info	Base Value	GOE	J1	J2	J3	J4	J5	J6	J7	J8	J9	Ref.	Scores of Panel
1	3Lz!<+2T	!!<	6.02	-2.05	-5	-5	-4	-4	-4						3.97
2	3F!<	!!<	4.24	-1.27	-3	-4	-2	-3	-3						2.97
3	FCSp4		3.20	0.32	1	1	2	1	1						3.52
4	2A		3.63	x 0.33	1	1	1	1	1						3.96
5	SSp4		2.50	0.33	2	1	1	0	2						2.83
6	StSq3		3.30	0.55	2	2	1	2	1						3.85
7	CCoSp4		3.50	0.35	2	1	1	1	1						3.85
			<b>26.39</b>												<b>24.95</b>
Program Components				Factor											
Composition				1.33	5.50	5.50	5.75	6.25	5.50					5.58	
Presentation				1.33	5.75	5.75	6.00	6.25	5.75					5.83	
Skating Skills				1.33	5.75	5.75	5.50	6.50	5.50					5.67	
<b>Judges Total Program Component Score (factored)</b>															<b>22.71</b>
<b>Deductions:</b>														<b>0.00</b>	

## JUDGES DETAILS PER SKATER JUNIOR WOMEN SHORT PROGRAM

Rank	Name	Nation	Starting Number	Total Segment Score	Total Element Score	Total Program Component Score (factored)	Total Deductions								
10	Barbora TYKALOVA	CZE	40	46.83	23.10	24.73	-1.00								
#	Executed Elements	Info	Base Value	GOE	J1	J2	J3	J4	J5	J6	J7	J8	J9	Ref.	Scores of Panel
1	3T+3T<<	<<	5.50	-1.82	-5	-5	-4	-4	-4						3.68
2	1F*	*	0.00	0.00	-	-	-	-	-						0.00
3	FCSp4		3.20	0.96	3	3	3	4	2						4.16
4	2A	x	3.63	0.22	1	1	0	0	1						3.85
5	StSq4		3.90	0.91	3	3	2	2	2						4.81
6	CCoSp4		3.50	0.70	2	2	2	3	0						4.20
7	LSp3		2.40	0.00	2	1	0	-2	-1						2.40
			<b>22.13</b>												<b>23.10</b>
<b>Program Components</b>			<b>Factor</b>												
Composition			1.33	6.25	6.50	6.50	6.00	5.50							6.25
Presentation			1.33	6.00	6.25	6.25	6.25	5.50							6.17
Skating Skills			1.33	6.25	6.25	6.50	6.00	5.75							6.17
<b>Judges Total Program Component Score (factored)</b>													<b>24.73</b>		
<b>Deductions:</b>			Time violation												<b>-1.00</b>

Rank	Name	Nation	Starting Number	Total Segment Score	Total Element Score	Total Program Component Score (factored)	Total Deductions								
11	Zala GRUM	SLO	33	46.21	23.15	23.06	0.00								
#	Executed Elements	Info	Base Value	GOE	J1	J2	J3	J4	J5	J6	J7	J8	J9	Ref.	Scores of Panel
1	2F		1.80	0.18	1	1	1	2	1						1.98
2	3Loq+2T	q	6.20	-0.65	-1	-2	-2	-1	-1						5.55
3	FCSp4		3.20	0.64	2	2	2	3	1						3.84
4	2A	x	3.63	-1.43	-5	-3	-4	-5	-4						2.20
5	SSp4		2.50	0.25	1	1	1	1	2						2.75
6	StSq2		2.60	0.61	2	3	2	3	2						3.21
7	CCoSp4		3.50	0.12	0	1	1	-2	0						3.62
			<b>23.43</b>												<b>23.15</b>
<b>Program Components</b>			<b>Factor</b>												
Composition			1.33	5.00	6.00	5.75	7.25	5.50							5.75
Presentation			1.33	4.75	6.25	6.00	7.25	5.50							5.92
Skating Skills			1.33	5.25	6.00	5.75	6.75	5.25							5.67
<b>Judges Total Program Component Score (factored)</b>													<b>23.06</b>		
<b>Deductions:</b>													<b>0.00</b>		

Rank	Name	Nation	Starting Number	Total Segment Score	Total Element Score	Total Program Component Score (factored)	Total Deductions								
12	Lotta ARTIMO	FIN	4	45.74	24.23	21.51	0.00								
#	Executed Elements	Info	Base Value	GOE	J1	J2	J3	J4	J5	J6	J7	J8	J9	Ref.	Scores of Panel
1	3Lze+2T	e	6.02	-1.10	-2	-2	-3	-2	-3						4.92
2	2A		3.30	0.22	0	1	2	0	1						3.52
3	FCSp4		3.20	0.43	1	2	1	1	2						3.63
4	StSq3		3.30	0.33	1	1	2	1	1						3.63
5	2F!	!	1.98	-0.18	-1	0	-1	-1	-1						1.80
6	LSp3		2.40	0.48	2	2	2	2	2						2.88
7	CCoSp4		3.50	0.35	1	1	1	2	-1						3.85
			<b>23.70</b>												<b>24.23</b>
<b>Program Components</b>			<b>Factor</b>												
Composition			1.33	5.50	4.75	5.25	5.75	5.25							5.33
Presentation			1.33	5.50	4.75	5.50	5.50	5.25							5.42
Skating Skills			1.33	5.75	5.00	5.50	5.75	5.00							5.42
<b>Judges Total Program Component Score (factored)</b>													<b>21.51</b>		
<b>Deductions:</b>													<b>0.00</b>		



## JUDGES DETAILS PER SKATER JUNIOR WOMEN SHORT PROGRAM

Rank	Name	Nation	Starting Number	Total Segment Score	Total Element Score	Total Program Component Score (factored)	Total Deductions								
13	Lucca DIJKHUIZEN	NED	32	45.08	25.13	19.95	0.00								
#	Executed Elements	Info	Base Value	GOE	J1	J2	J3	J4	J5	J6	J7	J8	J9	Ref.	Scores of Panel
1	3Lz! <sup>+</sup> 2T	!	7.20	-0.79	-1	-1	-2	-2	-1						6.41
2	2A		3.30	0.33	1	1	1	0	1						3.63
3	CCoSp3		3.00	0.00	0	0	0	0	1						3.00
4	3F!	!	5.83	x -0.35	0	-1	-1	0	-1						5.48
5	StSq2		2.60	0.00	1	0	0	-1	0						2.60
6	FCSp2		2.30	-0.46	-2	-1	-2	-2	-2						1.84
7	SSp4		2.50	-0.33	-1	0	-1	-3	-2						2.17
			<b>26.73</b>												<b>25.13</b>
<b>Program Components</b>			<b>Factor</b>												
	Composition		1.33	5.00	5.00	5.50	4.75	5.00							5.00
	Presentation		1.33	5.00	5.00	5.25	4.50	5.00							5.00
	Skating Skills		1.33	5.00	5.25	5.25	4.50	4.75							5.00
<b>Judges Total Program Component Score (factored)</b>															<b>19.95</b>
<b>Deductions:</b>														<b>0.00</b>	

Rank	Name	Nation	Starting Number	Total Segment Score	Total Element Score	Total Program Component Score (factored)	Total Deductions								
14	Aleksandra JANIKOWSKA	POL	5	44.10	24.60	19.50	0.00								
#	Executed Elements	Info	Base Value	GOE	J1	J2	J3	J4	J5	J6	J7	J8	J9	Ref.	Scores of Panel
1	3F		5.30	-1.59	-3	-3	-4	-3	-3						3.71
2	3Lz+2T		7.20	0.39	1	0	1	1	0						7.59
3	FCSp4		3.20	0.32	0	1	1	1	1						3.52
4	1A*	*	0.00	x 0.00	-	-	-	-	-						0.00
5	StSq3		3.30	0.00	0	0	-1	0	0						3.30
6	CCoSp4		3.50	0.23	1	1	0	-1	1						3.73
7	SSp4		2.50	0.25	1	0	1	1	1						2.75
			<b>25.00</b>												<b>24.60</b>
<b>Program Components</b>			<b>Factor</b>												
	Composition		1.33	5.25	4.50	4.75	5.25	4.75							4.92
	Presentation		1.33	5.00	4.50	4.75	5.25	4.75							4.83
	Skating Skills		1.33	5.00	4.75	5.00	5.25	4.75							4.92
<b>Judges Total Program Component Score (factored)</b>															<b>19.50</b>
<b>Deductions:</b>														<b>0.00</b>	

Rank	Name	Nation	Starting Number	Total Segment Score	Total Element Score	Total Program Component Score (factored)	Total Deductions								
15	Vita KAS	SLO	2	43.16	22.32	20.84	0.00								
#	Executed Elements	Info	Base Value	GOE	J1	J2	J3	J4	J5	J6	J7	J8	J9	Ref.	Scores of Panel
1	2F		1.80	0.18	1	2	1	1	1						1.98
2	3S<+2T	<	4.74	-0.69	-2	-4	-2	-2	-2						4.05
3	FCSp3		2.80	0.28	1	1	1	2	1						3.08
4	2A		3.63	x 0.22	0	1	0	1	1						3.85
5	SSp4		2.50	0.33	2	1	1	2	0						2.83
6	StSq2		2.60	0.43	2	1	1	2	2						3.03
7	CCoSp3		3.00	0.50	2	1	1	3	2						3.50
			<b>21.07</b>												<b>22.32</b>
<b>Program Components</b>			<b>Factor</b>												
	Composition		1.33	5.75	4.50	5.25	5.75	4.75							5.25
	Presentation		1.33	5.75	4.50	5.00	5.50	5.00							5.17
	Skating Skills		1.33	5.50	4.25	5.50	5.75	4.75							5.25
<b>Judges Total Program Component Score (factored)</b>															<b>20.84</b>
<b>Deductions:</b>														<b>0.00</b>	



## JUDGES DETAILS PER SKATER JUNIOR WOMEN SHORT PROGRAM

Rank	Name	Nation	Starting Number	Total Segment Score	Total Element Score	Total Program Component Score (factored)		Total Deductions							
16	Daria DALGICH	GBR	29	42.68	19.73	22.95		0.00							
#	Executed Elements	Info	Base Value	GOE	J1	J2	J3	J4	J5	J6	J7	J8	J9	Ref.	Scores of Panel
1	3F<	<	4.24	-0.99	-2	-3	-1	-3	-2						3.25
2	3S<<+2Tq	<< q	2.60	-0.65	-5	-5	-5	-5	-5						1.95
3	CCoSp3		3.00	0.00	2	0	1	-1	-1						3.00
4	2A<	<	2.90	x -1.15	-5	-5	-3	-4	-4						1.75
5	FCSp4		3.20	0.53	2	0	2	1	2						3.73
6	LSp2		1.90	0.19	1	1	1	0	1						2.09
7	StSq3		3.30	0.66	2	1	2	2	2						3.96
			<b>21.14</b>												<b>19.73</b>
Program Components			Factor												
Composition			1.33	5.75	5.25	6.00	6.75	5.25							5.67
Presentation			1.33	5.75	5.50	6.50	6.50	5.50							5.92
Skating Skills			1.33	5.50	5.25	6.25	6.25	5.00							5.67
<b>Judges Total Program Component Score (factored)</b>															<b>22.95</b>
<b>Deductions:</b>															<b>0.00</b>

Rank	Name	Nation	Starting Number	Total Segment Score	Total Element Score	Total Program Component Score (factored)		Total Deductions							
17	Hannah FRANK	AUT	39	42.02	21.51	21.51		-1.00							
#	Executed Elements	Info	Base Value	GOE	J1	J2	J3	J4	J5	J6	J7	J8	J9	Ref.	Scores of Panel
1	3T+2T		5.50	-1.12	-3	-3	-2	-3	-2						4.38
2	3F<	F <	4.24	-2.12	-5	-5	-5	-5	-5						2.12
3	FCSp4		3.20	0.64	2	2	2	2	2						3.84
4	LSp4		2.70	0.54	2	1	2	2	2						3.24
5	1A*	*	0.00	x 0.00	-	-	-	-	-						0.00
6	StSq3		3.30	0.55	2	1	1	2	2						3.85
7	CCoSp4		3.50	0.58	3	1	1	2	2						4.08
			<b>22.44</b>												<b>21.51</b>
Program Components			Factor												
Composition			1.33	5.50	4.25	5.00	5.75	5.75							5.42
Presentation			1.33	5.25	4.50	5.50	5.75	5.50							5.42
Skating Skills			1.33	5.75	4.50	5.25	5.00	5.75							5.33
<b>Judges Total Program Component Score (factored)</b>															<b>21.51</b>
<b>Deductions:</b>			Falls	-1.00	(1)									<b>-1.00</b>	

Rank	Name	Nation	Starting Number	Total Segment Score	Total Element Score	Total Program Component Score (factored)		Total Deductions							
18	Lilian MUSGRAVE	GBR	1	41.35	21.05	20.30		0.00							
#	Executed Elements	Info	Base Value	GOE	J1	J2	J3	J4	J5	J6	J7	J8	J9	Ref.	Scores of Panel
1	3F<<	<<	1.80	-0.90	-5	-5	-4	-5	-5						0.90
2	3S+2T		5.60	0.00	0	0	0	-1	0						5.60
3	LSp3		2.40	0.00	2	-1	-1	-1	2						2.40
4	2A		3.63	x 0.00	0	0	0	0	0						3.63
5	StSq3		3.30	0.44	2	1	1	1	2						3.74
6	FCSp2		2.30	0.08	0	1	0	1	0						2.38
7	CCoSp3V		2.25	0.15	1	1	1	0	-1						2.40
			<b>21.28</b>												<b>21.05</b>
Program Components			Factor												
Composition			1.33	6.25	4.50	5.25	5.25	5.00	5.00						5.17
Presentation			1.33	6.25	4.75	5.25	5.00	5.25							5.17
Skating Skills			1.33	5.75	4.75	5.00	5.00	4.75							4.92
<b>Judges Total Program Component Score (factored)</b>															<b>20.30</b>
<b>Deductions:</b>															<b>0.00</b>

## JUDGES DETAILS PER SKATER JUNIOR WOMEN SHORT PROGRAM

Rank	Name	Nation	Starting Number	Total Segment Score	Total Element Score	Total Program Component Score (factored)	Total Deductions									
19	Weronika FERLIN	POL	9	41.33	24.06	19.27	-2.00									
#	Executed Elements	Info	Base Value	GOE	J1	J2	J3	J4	J5	J6	J7	J8	J9	Ref.	Scores of Panel	
1	3S+3T<	F <	7.66	-2.15	-5	-5	-5	-5	-5						5.51	
2	3F<	F <	4.24	-2.12	-5	-5	-5	-5	-5						2.12	
3	FCSp4		3.20	0.11	0	0	1	1	-1						3.31	
4	2A		3.63	x 0.33	1	1	1	0	1						3.96	
5	StSq3		3.30	0.33	1	1	1	1	1						3.63	
6	CCoSp3		3.00	-0.30	-1	0	-1	-1	-2						2.70	
7	SSp4		2.50	0.33	1	2	1	1	2						2.83	
			<b>27.53</b>												<b>24.06</b>	
<b>Program Components</b>			<b>Factor</b>													
Composition			1.33	4.75	4.25	5.50	5.00	4.75							4.83	
Presentation			1.33	4.75	4.25	5.00	4.50	4.50							4.58	
Skating Skills			1.33	5.00	4.75	5.25	5.25	5.00							5.08	
<b>Judges Total Program Component Score (factored)</b>													<b>19.27</b>			
<b>Deductions:</b>			Falls	-2.00	(2)											<b>-2.00</b>

Rank	Name	Nation	Starting Number	Total Segment Score	Total Element Score	Total Program Component Score (factored)	Total Deductions											
20	Kahlan GOOIJER	NED	18	38.04	19.42	20.62	-2.00											
#	Executed Elements	Info	Base Value	GOE	J1	J2	J3	J4	J5	J6	J7	J8	J9	Ref.	Scores of Panel			
1	3Lo+COMBO	F	4.90	-2.45	-5	-5	-5	-5	-5						2.45			
2	3F<	<	4.24	-1.41	-4	-3	-4	-3	-2						2.83			
3	FCSp3		2.80	0.19	0	0	1	1	1						2.99			
4	2Aq	q	3.63	x -0.88	-2	-3	-3	-3	-2						2.75			
5	CCoSp4		3.50	0.12	0	1	1	0	0						3.62			
6	StSq2		2.60	0.26	1	1	1	1	1						2.86			
7	LSp3		2.40	-0.48	-1	-1	-3	-2	-3						1.92			
			<b>24.07</b>												<b>19.42</b>			
<b>Program Components</b>			<b>Factor</b>															
Composition			1.33	5.00	5.25	5.00	5.25	5.50							5.17			
Presentation			1.33	4.75	5.25	5.25	5.50	5.25							5.25			
Skating Skills			1.33	5.00	5.00	5.00	5.50	5.25							5.08			
<b>Judges Total Program Component Score (factored)</b>													<b>20.62</b>					
<b>Deductions:</b>			Time violation	-1.00	Falls	-1.00	(1)											<b>-2.00</b>

Rank	Name	Nation	Starting Number	Total Segment Score	Total Element Score	Total Program Component Score (factored)	Total Deductions											
21	Anzhelika LUHOVA	UKR	36	37.03	19.75	19.28	-2.00											
#	Executed Elements	Info	Base Value	GOE	J1	J2	J3	J4	J5	J6	J7	J8	J9	Ref.	Scores of Panel			
1	3Lo+2T		6.20	0.00	0	0	-1	0	1						6.20			
2	2F		1.80	0.06	0	0	0	1	1						1.86			
3	2A	F	3.30	-1.65	-5	-5	-5	-5	-5						1.65			
4	FCSp3		2.80	0.00	0	0	0	0	1						2.80			
5	StSq2		2.60	0.00	0	0	0	-1	0						2.60			
6	CCoSp2		2.50	0.25	1	1	1	1	-1						2.75			
7	SSp3		2.10	-0.21	0	0	-2	-4	-1						1.89			
			<b>21.30</b>												<b>19.75</b>			
<b>Program Components</b>			<b>Factor</b>															
Composition			1.33	4.75	4.50	5.00	5.00	5.25							4.92			
Presentation			1.33	4.50	4.75	5.25	4.50	5.00							4.75			
Skating Skills			1.33	4.75	4.75	5.00	4.75	5.25							4.83			
<b>Judges Total Program Component Score (factored)</b>													<b>19.28</b>					
<b>Deductions:</b>			Time violation	-1.00	Falls	-1.00	(1)											<b>-2.00</b>

## JUDGES DETAILS PER SKATER JUNIOR WOMEN SHORT PROGRAM

Rank	Name	Nation	Starting Number	Total Segment Score	Total Element Score	Total Program Component Score (factored)	Total Deductions								
22	Elina JARVINEN	FIN	8	36.46	17.17	19.29	0.00								
#	Executed Elements	Info	Base Value	GOE	J1	J2	J3	J4	J5	J6	J7	J8	J9	Ref.	Scores of Panel
1	2S<<+COMBO	<<	0.40	-0.20	-5	-5	-5	-5	-5						0.20
2	2A		3.30	0.22	0	1	1	1	0						3.52
3	SSp4		2.50	0.33	2	2	1	1	1						2.83
4	3F<<	<<	1.80	-0.90	-5	-5	-5	-5	-5						0.90
5	FCSp4		3.20	0.00	0	0	0	1	0						3.20
6	StSq3		3.30	0.22	1	2	0	1	0						3.52
7	CCoSp3		3.00	0.00	2	1	0	-1	-1						3.00
			<b>17.50</b>												<b>17.17</b>
<b>Program Components</b>				<b>Factor</b>											
Composition				1.33	5.25	4.75	4.75	5.50	4.50					4.92	
Presentation				1.33	5.00	4.50	4.50	5.50	4.50					4.67	
Skating Skills				1.33	5.25	4.50	4.75	5.50	4.75					4.92	
<b>Judges Total Program Component Score (factored)</b>												<b>19.29</b>			
<b>Deductions:</b>														<b>0.00</b>	

Rank	Name	Nation	Starting Number	Total Segment Score	Total Element Score	Total Program Component Score (factored)	Total Deductions								
23	Lucka FORTUNA	SLO	30	36.32	17.37	19.95	-1.00								
#	Executed Elements	Info	Base Value	GOE	J1	J2	J3	J4	J5	J6	J7	J8	J9	Ref.	Scores of Panel
1	2F		1.80	0.24	1	1	2	3	1						2.04
2	3T<<+2T	<<	2.60	-0.48	-4	-4	-4	-3	-3						2.12
3	CCoSp4		3.50	0.23	1	0	1	2	0						3.73
4	SSp2	F	1.60	-0.69	-4	-5	-4	-4	-5						0.91
5	2A<	<	2.90	x -0.62	-3	-3	-2	-2	-2						2.28
6	StSq2		2.60	0.17	0	1	-1	1	1						2.77
7	FCSp4		3.20	0.32	1	1	1	2	1						3.52
			<b>18.20</b>												<b>17.37</b>
<b>Program Components</b>				<b>Factor</b>											
Composition				1.33	4.75	4.75	4.75	5.75	5.25					4.92	
Presentation				1.33	4.75	4.75	5.00	5.75	5.50					5.08	
Skating Skills				1.33	4.50	4.25	5.00	5.75	5.50					5.00	
<b>Judges Total Program Component Score (factored)</b>												<b>19.95</b>			
<b>Deductions:</b>							Falls	-1.00 (1)						<b>-1.00</b>	

Rank	Name	Nation	Starting Number	Total Segment Score	Total Element Score	Total Program Component Score (factored)	Total Deductions								
24	Daniela STRUHAROVA	SVK	19	35.85	19.11	16.74	0.00								
#	Executed Elements	Info	Base Value	GOE	J1	J2	J3	J4	J5	J6	J7	J8	J9	Ref.	Scores of Panel
1	2A		3.30	-0.33	-1	-1	-1	-1	-1						2.97
2	2Lz+2T		3.40	0.00	0	0	0	-2	0						3.40
3	CCoSp4		3.50	0.00	0	0	0	-2	0						3.50
4	2F		1.80	0.00	0	0	0	0	0						1.80
5	StSq3		3.30	-0.11	-1	0	0	-1	0						3.19
6	FCSp2		2.30	-0.15	0	0	-1	-2	-1						2.15
7	SSp3		2.10	0.00	0	0	0	-1	1						2.10
			<b>19.70</b>												<b>19.11</b>
<b>Program Components</b>				<b>Factor</b>											
Composition				1.33	4.50	4.00	4.25	4.25	4.50					4.33	
Presentation				1.33	4.25	4.00	4.00	4.50	4.25					4.17	
Skating Skills				1.33	4.00	3.50	4.25	4.00	4.25					4.08	
<b>Judges Total Program Component Score (factored)</b>												<b>16.74</b>			
<b>Deductions:</b>														<b>0.00</b>	

## JUDGES DETAILS PER SKATER JUNIOR WOMEN SHORT PROGRAM

Rank	Name	Nation	Starting Number	Total Segment Score	Total Element Score	Total Program Component Score (factored)	Total Deductions								
25	Polina BYKOVA	SLO	27	35.42	17.03	18.39	0.00								
#	Executed Elements	Info	Base Value	GOE	J1	J2	J3	J4	J5	J6	J7	J8	J9	Ref.	Scores of Panel
1	3S<<+COMBO	<<	1.30	-0.65	-5	-5	-5	-5	-5						0.65
2	2F		1.80	0.18	0	1	1	1	1						1.98
3	FCSp4		3.20	0.00	0	0	0	-1	0						3.20
4	2A		3.63	x -0.99	-3	-3	-3	-2	-3						2.64
5	SSp4		2.50	0.00	0	0	0	-3	0						2.50
6	StSq2		2.60	0.26	1	1	1	1	1						2.86
7	CCoSp3		3.00	0.20	1	0	1	0	1						3.20
			<b>18.03</b>												<b>17.03</b>
<b>Program Components</b>			<b>Factor</b>												
	Composition		1.33	4.50	4.00	4.50	4.75	5.00							4.58
	Presentation		1.33	4.50	4.00	4.75	4.75	5.25							4.67
	Skating Skills		1.33	4.75	4.00	4.50	4.50	4.75							4.58
	<b>Judges Total Program Component Score (factored)</b>														<b>18.39</b>
<b>Deductions:</b>															<b>0.00</b>

Rank	Name	Nation	Starting Number	Total Segment Score	Total Element Score	Total Program Component Score (factored)	Total Deductions								
26	Sara HÖFER	AUT	41	35.17	18.44	17.73	-1.00								
#	Executed Elements	Info	Base Value	GOE	J1	J2	J3	J4	J5	J6	J7	J8	J9	Ref.	Scores of Panel
1	2F		1.80	0.06	0	0	1	1	0						1.86
2	3S<+2T	<	4.74	-1.61	-5	-5	-4	-3	-5						3.13
3	FCSp4		3.20	0.11	0	0	1	1	0						3.31
4	2A<<	F <<	1.21	x -0.55	-5	-5	-5	-5	-5						0.66
5	LSp4		2.70	0.27	1	0	1	1	1						2.97
6	StSq3		3.30	0.11	1	1	0	0	0						3.41
7	CCoSp3		3.00	0.10	1	0	1	0	0						3.10
			<b>19.95</b>												<b>18.44</b>
<b>Program Components</b>			<b>Factor</b>												
	Composition		1.33	5.00	4.00	4.25	4.50	4.50							4.42
	Presentation		1.33	5.00	4.00	4.00	4.25	4.75							4.33
	Skating Skills		1.33	5.00	3.75	4.50	4.50	4.75							4.58
	<b>Judges Total Program Component Score (factored)</b>														<b>17.73</b>
<b>Deductions:</b>			Falls	-1.00	(1)										<b>-1.00</b>

Rank	Name	Nation	Starting Number	Total Segment Score	Total Element Score	Total Program Component Score (factored)	Total Deductions								
27	Brigitta Eva INCZE	HUN	7	35.16	16.09	19.07	0.00								
#	Executed Elements	Info	Base Value	GOE	J1	J2	J3	J4	J5	J6	J7	J8	J9	Ref.	Scores of Panel
1	3S<<+2T<	<<<	2.34	-0.65	-5	-5	-5	-4	-5						1.69
2	2A<	<	2.64	-1.32	-5	-5	-5	-5	-5						1.32
3	LSp2		1.90	0.19	1	1	1	-2	2						2.09
4	2F		1.98	x 0.18	1	2	1	0	1						2.16
5	FCSp3		2.80	-0.19	-1	1	1	-2	-2						2.61
6	StSq3		3.30	0.44	1	2	1	1	2						3.74
7	CCoSp3V		2.25	0.23	1	2	1	0	1						2.48
			<b>17.21</b>												<b>16.09</b>
<b>Program Components</b>			<b>Factor</b>												
	Composition		1.33	4.75	4.75	4.75	4.25	4.75							4.75
	Presentation		1.33	4.75	5.00	5.00	4.25	5.00							4.92
	Skating Skills		1.33	4.50	4.75	4.75	4.00	4.75							4.67
	<b>Judges Total Program Component Score (factored)</b>														<b>19.07</b>
<b>Deductions:</b>															<b>0.00</b>

## JUDGES DETAILS PER SKATER

### JUNIOR WOMEN SHORT PROGRAM

Rank	Name	Nation	Starting Number	Total Segment Score	Total Element Score	Total Program Component Score (factored)	Total Deductions								
28	Hanna Laura VIRANYI	HUN	25	33.81	17.73	17.08	-1.00								
#	Executed Elements	Info	Base Value	GOE	J1	J2	J3	J4	J5	J6	J7	J8	J9	Ref.	Scores of Panel
1	2S+2T		2.60	0.00	0	0	0	-1	0						2.60
2	2A<	<	2.64	-0.79	-3	-3	-3	-3	-2						1.85
3	CCoSp3V		2.25	-0.15	-1	0	-1	0	-1						2.10
4	2F	x	1.98	0.00	0	0	0	0	1						1.98
5	FCSp4		3.20	0.00	0	0	0	-1	0						3.20
6	StSq3		3.30	0.00	0	1	0	-1	0						3.30
7	LSp4		2.70	0.00	0	0	1	0	0						2.70
			<b>18.67</b>												<b>17.73</b>
<b>Program Components</b>			<b>Factor</b>												
Composition			1.33	4.75	4.25	4.00	4.00	4.50						4.25	
Presentation			1.33	4.75	4.25	4.25	4.00	4.75						4.42	
Skating Skills			1.33	4.50	4.00	4.00	4.00	4.50						4.17	
<b>Judges Total Program Component Score (factored)</b>													<b>17.08</b>		
<b>Deductions:</b>			Time violation												-1.00

Rank	Name	Nation	Starting Number	Total Segment Score	Total Element Score	Total Program Component Score (factored)	Total Deductions								
29	Isabella NIEDERLEITNER	AUT	20	33.39	13.33	21.06	-1.00								
#	Executed Elements	Info	Base Value	GOE	J1	J2	J3	J4	J5	J6	J7	J8	J9	Ref.	Scores of Panel
1	2A<	F <	2.64	-1.32	-5	-5	-5	-5	-5						1.32
2	3S<+1T*	< *	3.44	-1.72	-5	-5	-5	-5	-5						1.72
3	LSp3		2.40	0.16	0	1	1	0	1						2.56
4	2F		1.80	-0.18	0	-1	-2	-1	-1						1.62
5	FCSp3		2.80	0.28	1	0	1	2	1						3.08
6	StSq2		2.60	0.43	2	1	1	3	2						3.03
7	CCoSp		0.00	0.00	-	-	-	-	-						0.00
			<b>15.68</b>												<b>13.33</b>
<b>Program Components</b>			<b>Factor</b>												
Composition			1.33	5.25	4.00	5.75	6.00	5.25						5.42	
Presentation			1.33	5.25	4.25	5.75	6.00	5.00						5.33	
Skating Skills			1.33	5.00	3.75	5.50	6.00	4.75						5.08	
<b>Judges Total Program Component Score (factored)</b>													<b>21.06</b>		
<b>Deductions:</b>			Falls		(1)										-1.00

Rank	Name	Nation	Starting Number	Total Segment Score	Total Element Score	Total Program Component Score (factored)	Total Deductions								
30	Neza Rikke RUTAR	SLO	14	33.34	15.61	17.73	0.00								
#	Executed Elements	Info	Base Value	GOE	J1	J2	J3	J4	J5	J6	J7	J8	J9	Ref.	Scores of Panel
1	3S<<+2T	<<	2.60	-0.56	-4	-5	-4	-5	-3						2.04
2	2A<<	<<	1.10	-0.44	-4	-4	-4	-4	-3						0.66
3	SSp3		2.10	0.21	2	1	1	1	1						2.31
4	2F!	!	1.80	-0.18	-1	-1	-2	-1	-1						1.62
5	FCSp4		3.20	0.32	1	1	1	1	0						3.52
6	StSq3		3.30	0.22	1	0	0	1	1						3.52
7	CCoSp2V		1.88	0.06	1	0	0	1	-2						1.94
			<b>15.98</b>												<b>15.61</b>
<b>Program Components</b>			<b>Factor</b>												
Composition			1.33	5.00	4.25	4.00	4.50	4.50						4.42	
Presentation			1.33	5.25	4.50	4.25	4.50	4.75						4.58	
Skating Skills			1.33	5.00	4.00	4.00	4.50	4.50						4.33	
<b>Judges Total Program Component Score (factored)</b>													<b>17.73</b>		
<b>Deductions:</b>													<b>0.00</b>		

## JUDGES DETAILS PER SKATER JUNIOR WOMEN SHORT PROGRAM

Rank	Name	Nation	Starting Number	Total Segment Score	Total Element Score	Total Program Component Score (factored)	Total Deductions								
31	Dorina SZIGETI	HUN	3	31.83	13.86	17.97	0.00								
#	Executed Elements	Info	Base Value	GOE	J1	J2	J3	J4	J5	J6	J7	J8	J9	Ref.	Scores of Panel
1	2F<<	<<	0.50	-0.25	-5	-5	-5	-4	-5						0.25
2	3Lz!<<+COMBO	! <<	2.10	-1.05	-5	-5	-5	-5	-5						1.05
3	CCoSp4		3.50	0.35	1	1	1	2	1						3.85
4	LSp2		1.90	0.13	1	-2	1	2	0						2.03
5	2A<	<	2.90	x -0.97	-3	-4	-4	-4	-3						1.93
6	FCSp2		2.30	-0.15	-2	0	-1	0	-1						2.15
7	StSq2		2.60	0.00	0	1	0	0	0						2.60
			<b>15.80</b>												<b>13.86</b>
<b>Program Components</b>			<b>Factor</b>												
Composition			1.33	4.75	4.00	4.50	5.25	4.25						4.50	
Presentation			1.33	4.75	3.75	4.25	5.25	4.50						4.50	
Skating Skills			1.33	4.50	3.50	4.50	5.25	4.50						4.50	
<b>Judges Total Program Component Score (factored)</b>													<b>17.97</b>		
<b>Deductions:</b>													<b>0.00</b>		

Rank	Name	Nation	Starting Number	Total Segment Score	Total Element Score	Total Program Component Score (factored)	Total Deductions								
32	Nina SOJKOVA	SVK	16	31.80	13.41	19.39	-1.00								
#	Executed Elements	Info	Base Value	GOE	J1	J2	J3	J4	J5	J6	J7	J8	J9	Ref.	Scores of Panel
1	1A*	*	0.00	0.00	-	-	-	-	-						0.00
2	2F		1.80	0.30	2	2	1	3	1						2.10
3	FCSp2		2.30	0.00	0	1	0	0	0						2.30
4	2Lz!+1T*	! *	2.10	-1.05	-5	-5	-5	-5	-5						1.05
5	CCoSp3		3.00	0.00	0	1	0	0	-2						3.00
6	StSq2		2.60	0.26	2	1	1	1	1						2.86
7	SSp3		2.10	0.00	0	0	1	-1	0						2.10
			<b>13.90</b>												<b>13.41</b>
<b>Program Components</b>			<b>Factor</b>												
Composition			1.33	5.00	4.50	5.00	5.75	4.50						4.83	
Presentation			1.33	5.00	4.50	5.25	5.75	4.75						5.00	
Skating Skills			1.33	4.75	3.75	5.00	5.50	4.50						4.75	
<b>Judges Total Program Component Score (factored)</b>													<b>19.39</b>		
<b>Deductions:</b>			Time violation	-1.00											<b>-1.00</b>

Rank	Name	Nation	Starting Number	Total Segment Score	Total Element Score	Total Program Component Score (factored)	Total Deductions									
33	Tamara PCOLKOVA	SVK	23	31.65	15.59	17.06	-1.00									
#	Executed Elements	Info	Base Value	GOE	J1	J2	J3	J4	J5	J6	J7	J8	J9	Ref.	Scores of Panel	
1	2A<	F <	2.64	-1.32	-5	-5	-5	-5	-5						1.32	
2	2F		1.80	0.00	0	0	0	0	1						1.80	
3	FCSp3		2.80	0.00	0	0	0	0	0						2.80	
4	StSq1		1.80	0.00	0	0	1	0	-1						1.80	
5	2Lze+2T	e	3.28	x -0.45	-3	-2	-4	-2	-3						2.83	
6	CCoSp3		3.00	-0.20	0	0	-1	-1	-1						2.80	
7	SSp3		2.10	0.14	0	0	1	1	1						2.24	
			<b>17.42</b>												<b>15.59</b>	
<b>Program Components</b>			<b>Factor</b>													
Composition			1.33	4.25	3.75	4.50	4.75	4.25						4.33		
Presentation			1.33	4.00	4.00	4.75	4.75	4.00						4.25		
Skating Skills			1.33	4.25	3.50	4.25	5.00	4.25						4.25		
<b>Judges Total Program Component Score (factored)</b>													<b>17.06</b>			
<b>Deductions:</b>			Falls	-1.00	(1)											<b>-1.00</b>

## JUDGES DETAILS PER SKATER JUNIOR WOMEN SHORT PROGRAM

Rank	Name	Nation	Starting Number	Total Segment Score	Total Element Score	Total Program Component Score (factored)	Total Deductions								
34	Ulla NIEMINEN	FIN	17	30.95	12.66	18.29	0.00								
#	Executed Elements	Info	Base Value	GOE	J1	J2	J3	J4	J5	J6	J7	J8	J9	Ref.	Scores of Panel
1	3T<<+COMBO	<<	1.30	-0.65	-5	-5	-5	-5	-5						0.65
2	1F*	*	0.00	0.00	-	-	-	-	-						0.00
3	FCSp4		3.20	0.32	1	0	1	1	1						3.52
4	1A*	*	0.00	0.00	-	-	-	-	-						0.00
5	LSp3		2.40	0.08	0	0	0	1	1						2.48
6	StSq3		3.30	0.11	1	0	0	1	0						3.41
7	CCoSp3		3.00	-0.40	-2	0	0	-3	-2						2.60
			<b>13.20</b>												<b>12.66</b>
<b>Program Components</b>				<b>Factor</b>											
Composition				1.33	4.50	3.50	4.75	5.00	4.50					4.58	
Presentation				1.33	4.25	3.75	5.00	4.75	4.50					4.50	
Skating Skills				1.33	4.75	3.25	5.00	4.50	4.75					4.67	
<b>Judges Total Program Component Score (factored)</b>												<b>18.29</b>			
<b>Deductions:</b>														<b>0.00</b>	

Rank	Name	Nation	Starting Number	Total Segment Score	Total Element Score	Total Program Component Score (factored)	Total Deductions								
35	Zariana ZAPOLSKA	POL	11	29.85	14.77	17.08	-2.00								
#	Executed Elements	Info	Base Value	GOE	J1	J2	J3	J4	J5	J6	J7	J8	J9	Ref.	Scores of Panel
1	1A<<*	F << *	0.00	0.00	-	-	-	-	-						0.00
2	3T<<+COMBO	F <	3.36	-1.68	-5	-5	-5	-5	-5						1.68
3	2F		1.80	0.00	0	0	-1	0	0						1.80
4	FCSp4		3.20	0.00	0	1	0	0	0						3.20
5	StSq2		2.60	0.17	0	1	0	1	1						2.77
6	CCoSp4		3.50	-0.35	0	0	-2	-1	-2						3.15
7	SSp3		2.10	0.07	1	1	-1	0	0						2.17
			<b>16.56</b>												<b>14.77</b>
<b>Program Components</b>				<b>Factor</b>											
Composition				1.33	4.75	3.50	4.25	4.75	4.25					4.42	
Presentation				1.33	4.25	3.50	4.25	4.75	4.00					4.17	
Skating Skills				1.33	4.50	3.75	4.00	4.50	4.25					4.25	
<b>Judges Total Program Component Score (factored)</b>												<b>17.08</b>			
<b>Deductions:</b>							Falls	-2.00 (2)						<b>-2.00</b>	

Rank	Name	Nation	Starting Number	Total Segment Score	Total Element Score	Total Program Component Score (factored)	Total Deductions								
36	Diana RUSEKOVA	SVK	35	27.28	12.77	15.51	-1.00								
#	Executed Elements	Info	Base Value	GOE	J1	J2	J3	J4	J5	J6	J7	J8	J9	Ref.	Scores of Panel
1	2A<	F <	2.64	-1.32	-5	-5	-5	-5	-5						1.32
2	3S<<+COMBO+2T*	<< *	1.30	-0.65	-5	-5	-5	-5	-5						0.65
3	FCSp2		2.30	-0.77	-4	-3	-3	-4	-3						1.53
4	2F		1.80	0.00	0	0	0	0	1						1.80
5	CCoSp3		3.00	-0.30	-1	-1	-1	-3	-1						2.70
6	StSq2		2.60	0.00	0	0	0	-1	0						2.60
7	SSp4		2.50	-0.33	-1	0	-1	-2	-2						2.17
			<b>16.14</b>												<b>12.77</b>
<b>Program Components</b>				<b>Factor</b>											
Composition				1.33	3.75	3.25	3.75	4.25	4.00					3.83	
Presentation				1.33	3.75	3.25	4.00	4.00	4.00					3.92	
Skating Skills				1.33	3.75	3.00	4.00	4.00	4.25					3.92	
<b>Judges Total Program Component Score (factored)</b>												<b>15.51</b>			
<b>Deductions:</b>							Falls	-1.00 (1)						<b>-1.00</b>	



## JUDGES DETAILS PER SKATER JUNIOR WOMEN SHORT PROGRAM

Rank	Name	Nation	Starting Number	Total Segment Score	Total Element Score	Total Program Component Score (factored)	Total Deductions								
37	Pheline WISSE	NED	13	26.83	11.09	15.74	0.00								
#	Executed Elements	Info	Base Value	GOE	J1	J2	J3	J4	J5	J6	J7	J8	J9	Ref.	Scores of Panel
1	2F!	!	1.80	-0.18	-1	-1	-2	-1	-1						1.62
2	1A*	*	0.00	0.00	-	-	-	-	-						0.00
3	FCSp1		1.90	-0.38	-2	-2	-1	-3	-2						1.52
4	CCoSp2V		1.88	-0.06	1	1	-1	-1	-3						1.82
5	StSq2		2.60	-0.09	1	0	-1	0	-1						2.51
6	2Lzq+2T<	q <	3.45	x -0.91	-4	-5	-5	-4	-4						2.54
7	SSp1		1.30	-0.22	-1	-1	-2	-2	-2						1.08
			<b>12.93</b>												<b>11.09</b>
<b>Program Components</b>			<b>Factor</b>												
Composition			1.33	4.75	3.50	4.25	3.75	3.75							3.92
Presentation			1.33	4.50	3.50	4.25	3.75	4.00							4.00
Skating Skills			1.33	4.75	3.00	3.75	4.25	3.75							3.92
<b>Judges Total Program Component Score (factored)</b>													<b>15.74</b>		
<b>Deductions:</b>													<b>0.00</b>		

Rank	Name	Nation	Starting Number	Total Segment Score	Total Element Score	Total Program Component Score (factored)	Total Deductions									
38	Lucia PEKARKOVA	SVK	37	25.96	13.20	13.76	-1.00									
#	Executed Elements	Info	Base Value	GOE	J1	J2	J3	J4	J5	J6	J7	J8	J9	Ref.	Scores of Panel	
1	1A*	*	0.00	0.00	-	-	-	-	-						0.00	
2	2Lz!+2Tq	! q	3.40	-1.05	-5	-5	-5	-4	-5						2.35	
3	FCSp3		2.80	-0.28	-1	-1	-1	0	-1						2.52	
4	StSq2		2.60	-0.17	0	0	-1	-2	-1						2.43	
5	2F!<	F ! <	1.58	x -0.72	-5	-5	-5	-5	-5						0.86	
6	SSp3		2.10	-0.21	0	-1	-2	-3	0						1.89	
7	CCoSp4		3.50	-0.35	0	0	-1	-3	-2						3.15	
			<b>15.98</b>												<b>13.20</b>	
<b>Program Components</b>			<b>Factor</b>													
Composition			1.33	4.25	3.00	3.00	3.75	3.75							3.50	
Presentation			1.33	3.75	3.00	3.25	3.50	3.50							3.42	
Skating Skills			1.33	4.00	2.50	2.75	3.75	3.75							3.42	
<b>Judges Total Program Component Score (factored)</b>													<b>13.76</b>			
<b>Deductions:</b>			Falls	-1.00	(1)											<b>-1.00</b>

Rank	Name	Nation	Starting Number	Total Segment Score	Total Element Score	Total Program Component Score (factored)	Total Deductions									
39	Nina LAZAREVIC	SLO	6	25.89	12.25	14.64	-1.00									
#	Executed Elements	Info	Base Value	GOE	J1	J2	J3	J4	J5	J6	J7	J8	J9	Ref.	Scores of Panel	
1	2A<<	F <<	1.10	-0.55	-5	-5	-5	-5	-5						0.55	
2	2Lz+2Loq	q	3.80	-0.42	-2	-4	-2	-2	-2						3.38	
3	FCSp2		2.30	-0.31	-2	0	-1	-2	-1						1.99	
4	2F		1.98	x 0.00	0	0	0	0	0						1.98	
5	CCoSp		0.00	0.00	-	-	-	-	-						0.00	
6	StSq2		2.60	-0.35	-3	0	-1	-2	-1						2.25	
7	SSp3		2.10	0.00	0	0	0	0	0						2.10	
			<b>13.88</b>												<b>12.25</b>	
<b>Program Components</b>			<b>Factor</b>													
Composition			1.33	3.75	3.25	4.00	3.50	4.25							3.75	
Presentation			1.33	3.50	3.25	3.75	3.00	4.00							3.50	
Skating Skills			1.33	3.75	3.00	4.00	3.50	4.00							3.75	
<b>Judges Total Program Component Score (factored)</b>													<b>14.64</b>			
<b>Deductions:</b>			Falls	-1.00	(1)											<b>-1.00</b>



## JUDGES DETAILS PER SKATER JUNIOR WOMEN SHORT PROGRAM

Rank	Name	Nation	Starting Number	Total Segment Score	Total Element Score	Total Program Component Score (factored)	Total Deductions								
40	Daniela PRUZINCOVA	SVK	24	21.66	9.36	14.30	-2.00								
#	Executed Elements	Info	Base Value	GOE	J1	J2	J3	J4	J5	J6	J7	J8	J9	Ref.	Scores of Panel
1	2A<<	<<	1.10	-0.55	-5	-5	-5	-5	-5						0.55
2	2Lze+COMBO	e	1.68	-0.84	-5	-5	-5	-5	-5						0.84
3	CCoSp3		3.00	-0.10	0	0	-1	0	-2						2.90
4	StSqB		1.50	-0.25	-1	0	-2	-2	-2						1.25
5	2F<	F <	1.58	x -0.72	-5	-5	-5	-5	-5						0.86
6	LSp1		1.50	-0.25	-1	-1	-2	-3	-2						1.25
7	FCSp1		1.90	-0.19	-1	-1	-1	-2	-1						1.71
			<b>12.26</b>												<b>9.36</b>
Program Components			Factor												
Composition			1.33	3.75	3.25	3.50	3.75	3.75							3.67
Presentation			1.33	3.75	3.00	3.50	3.75	3.50							3.58
Skating Skills			1.33	4.00	3.00	3.25	3.75	3.50							3.50
<b>Judges Total Program Component Score (factored)</b>														<b>14.30</b>	
<b>Deductions:</b>			Time violation	-1.00	Falls					-1.00 (1)					<b>-2.00</b>

### Legend:

#	Sequence number	GOE	Grade of Execution	Jx	Judges (x=1-9)	Ref.	Referee
*	Invalid element	e	Wrong edge	<	Under-rotated jump	<<	Downgraded jump
x	Credit for highlight distribution, base value multiplied by 1.1			!	Not clear edge	F	Fall
q	Jump landed on the quarter						

## JUDGES DETAILS PER SKATER JUNIOR WOMEN FREE SKATING

Rank	Name	Nation	Starting Number	Total Segment Score	Total Element Score	Total Program Component Score (factored)	Total Deductions								
1	Anna GERKE	GER	40	117.06	61.44	55.62	0.00								
#	Executed Elements	Info	Base Value	GOE	J1	J2	J3	J4	J5	J6	J7	J8	J9	Ref.	Scores of Panel
1	2A		3.30	0.33	1	2	1	1	1						3.63
2	3Lz		5.90	1.18	2	3	2	1	2						7.08
3	3Fq	q	5.30	-1.59	-4	-3	-3	-3	-3						3.71
4	FCSp4		3.20	0.64	1	2	2	2	2						3.84
5	2A		3.30	0.44	1	1	2	1	2						3.74
6	3Lo+1Eu+3S		10.67	x 0.33	0	1	1	1	0						11.00
7	3T+3T		9.24	x 0.70	1	1	2	3	2						9.94
8	3S+2T		6.16	x 0.57	1	2	2	1	1						6.73
9	CCoSp4		3.50	0.70	2	2	2	2	2						4.20
10	ChSq1		3.00	1.33	2	2	3	3	3						4.33
11	LSp4		2.70	0.54	2	2	2	2	2						3.24
			<b>56.27</b>												<b>61.44</b>
Program Components				Factor											
Composition				2.67	6.25	7.00	7.25	7.50	6.75						7.00
Presentation				2.67	6.25	7.00	7.25	7.00	6.50						6.83
Skating Skills				2.67	6.50	7.50	7.00	7.50	6.50						7.00
<b>Judges Total Program Component Score (factored)</b>														<b>55.62</b>	

Deductions:

0.00

Rank	Name	Nation	Starting Number	Total Segment Score	Total Element Score	Total Program Component Score (factored)	Total Deductions								
2	Jana HORCICKOVA	CZE	39	109.22	56.72	52.50	0.00								
#	Executed Elements	Info	Base Value	GOE	J1	J2	J3	J4	J5	J6	J7	J8	J9	Ref.	Scores of Panel
1	3Lz+3T<	<	9.26	-0.79	-1	-3	-1	-1	-2						8.47
2	3Lo		4.90	0.33	1	1	0	0	1						5.23
3	3Fe<	e <	3.18	-1.38	-4	-5	-5	-3	-4						1.80
4	2A		3.30	0.22	1	1	0	0	1						3.52
5	FCCoSp4		3.50	0.58	2	1	1	2	2						4.08
6	3Lz+2A+2T+SEQ		11.55	x 0.59	2	1	1	1	1						12.14
7	3Sq	q	4.73	x -1.00	-2	-3	-3	-2	-2						3.73
8	3T+2T		6.05	x 0.42	2	1	1	0	1						6.47
9	ChSq1		3.00	1.00	2	1	2	2	2						4.00
10	CCoSp4		3.50	0.82	2	2	3	2	3						4.32
11	LSp3		2.40	0.56	2	2	3	4	2						2.96
			<b>55.37</b>												<b>56.72</b>
Program Components				Factor											
Composition				2.67	6.50	6.25	6.75	7.00	6.50						6.58
Presentation				2.67	6.25	6.50	6.50	7.00	6.50						6.50
Skating Skills				2.67	6.50	6.50	6.75	7.00	6.25						6.58
<b>Judges Total Program Component Score (factored)</b>														<b>52.50</b>	

Deductions:

0.00

## JUDGES DETAILS PER SKATER JUNIOR WOMEN FREE SKATING

Rank	Name	Nation	Starting Number	Total Segment Score	Total Element Score	Total Program Component Score (factored)				Total Deductions					
3	Polina DZSUMANYIJAZOVA	HUN	38	107.51	53.31	55.20				-1.00					
#	Executed Elements	Info	Base Value	GOE	J1	J2	J3	J4	J5	J6	J7	J8	J9	Ref.	Scores of Panel
1	2A		3.30	0.55	2	2	2	1	1						3.85
2	3Lz+3T		10.10	0.59	1	1	1	1	2						10.69
3	3Lo		4.90	0.98	2	2	2	2	2						5.88
4	2A		3.30	0.55	1	1	2	2	2						3.85
5	CCoSp4		3.50	0.70	2	2	1	2	2						4.20
6	3F		5.83	x -1.77	-3	-3	-4	-4	-3						4.06
7	3Lz<	F <	5.19	x -2.36	-5	-5	-5	-5	-5						2.83
8	3Fl+2T	!	7.26	x -0.18	0	0	-1	-1	0						7.08
9	FCSp4		3.20	0.43	1	2	1	1	2						3.63
10	ChSq1		3.00	1.00	2	2	2	2	3						4.00
11	LSp4		2.70	0.54	2	2	2	2	3						3.24
			<b>52.28</b>												<b>53.31</b>
Program Components				Factor											
Composition				2.67	6.25	7.00	7.00	7.25	6.75						6.92
Presentation				2.67	6.50	7.00	6.75	7.25	6.75						6.83
Skating Skills				2.67	6.50	7.25	7.00	7.25	6.50						6.92
<b>Judges Total Program Component Score (factored)</b>															<b>55.20</b>
<b>Deductions:</b>			Falls	-1.00 (1)											<b>-1.00</b>

Rank	Name	Nation	Starting Number	Total Segment Score	Total Element Score	Total Program Component Score (factored)				Total Deductions					
4	Olivia LENGYELOVA	SVK	34	99.33	53.94	45.39				0.00					
#	Executed Elements	Info	Base Value	GOE	J1	J2	J3	J4	J5	J6	J7	J8	J9	Ref.	Scores of Panel
1	3F+2T		6.60	0.35	0	0	1	1	1						6.95
2	3F		5.30	0.00	0	0	-1	0	0						5.30
3	3T		4.20	0.42	1	1	1	1	1						4.62
4	3S		4.30	0.43	1	1	1	1	1						4.73
5	FCSp4		3.20	0.32	1	0	1	1	1						3.52
6	3Lz+2A+SEQ		10.12	x -0.39	0	-1	-1	-2	0						9.73
7	3Lz		6.49	x -2.56	-5	-4	-4	-5	-4						3.93
8	3Lo		5.39	x 0.00	0	0	-1	1	0						5.39
9	ChSq1		3.00	0.50	1	1	1	1	2						3.50
10	CCoSp3		3.00	0.30	1	0	1	1	1						3.30
11	LSp4		2.70	0.27	1	0	1	1	2						2.97
			<b>54.30</b>												<b>53.94</b>
Program Components				Factor											
Composition				2.67	5.25	5.50	5.75	6.25	6.00						5.75
Presentation				2.67	5.25	5.50	5.25	6.25	5.75						5.50
Skating Skills				2.67	5.50	6.25	5.50	6.25	5.50						5.75
<b>Judges Total Program Component Score (factored)</b>															<b>45.39</b>
<b>Deductions:</b>														<b>0.00</b>	

## JUDGES DETAILS PER SKATER JUNIOR WOMEN FREE SKATING

Rank	Name	Nation	Starting Number	Total Segment Score	Total Element Score	Total Program Component Score (factored)	Total Deductions								
5	Lotta ARTIMO	FIN	29	98.30	52.02	46.28	0.00								
#	Executed Elements	Info	Base Value	GOE	J1	J2	J3	J4	J5	J6	J7	J8	J9	Ref.	Scores of Panel
1	3Lz+1Eu+2S		7.70	0.39	0	1	1	0	1						8.09
2	3F!+2T	!	6.60	-0.53	-1	-1	-2	-1	-1						6.07
3	3F!	!	5.30	-0.53	-1	-1	-1	0	-1						4.77
4	2A+1A+SEQ		4.40	0.00	0	0	0	0	0						4.40
5	FCSp4		3.20	0.21	0	1	1	0	1						3.41
6	3Loq	q	5.39	x -0.98	-2	-2	-2	-2	-2						4.41
7	3Lzq	q	6.49	x -1.18	-3	-2	-2	-1	-2						5.31
8	3T		4.62	x 0.42	0	1	1	1	1						5.04
9	ChSq1		3.00	0.67	1	1	1	2	2						3.67
10	LSp3		2.40	0.48	2	2	2	2	2						2.88
11	CCoSp4		3.50	0.47	2	1	1	2	1						3.97
			<b>52.60</b>												<b>52.02</b>
Program Components				Factor											
Composition				2.67	5.50	5.75	5.50	6.25	5.75						5.67
Presentation				2.67	5.50	6.00	5.75	6.00	5.75						5.83
Skating Skills				2.67	5.50	6.00	6.00	6.25	5.50						5.83
<b>Judges Total Program Component Score (factored)</b>															<b>46.28</b>

Deductions:

0.00

Rank	Name	Nation	Starting Number	Total Segment Score	Total Element Score	Total Program Component Score (factored)	Total Deductions								
6	Emma CERKALOVA	SVK	35	90.59	45.53	46.06	-1.00								
#	Executed Elements	Info	Base Value	GOE	J1	J2	J3	J4	J5	J6	J7	J8	J9	Ref.	Scores of Panel
1	3Lz		5.90	-0.59	-1	-1	-1	-1	-1						5.31
2	3F!	F !	5.30	-2.65	-5	-5	-5	-5	-5						2.65
3	3Loq	q	4.90	-0.98	-2	-2	-2	-2	-2						3.92
4	3F+2T		6.60	0.00	0	0	0	0	2						6.60
5	CCoSp3		3.00	-0.30	-1	-1	-1	-1	-1						2.70
6	2S+2A+2A+SEQ		8.69	x 0.22	0	1	0	1	2						8.91
7	3T+2T		6.05	x 0.00	0	0	0	0	1						6.05
8	2S		1.43	x 0.00	0	0	0	0	0						1.43
9	ChSq1		3.00	0.00	0	0	0	1	0						3.00
10	LSp2		1.90	0.06	0	0	1	0	1						1.96
11	FCCoSp3		3.00	0.00	0	0	0	0	0						3.00
			<b>49.77</b>												<b>45.53</b>
Program Components				Factor											
Composition				2.67	5.50	5.50	5.50	6.00	5.75						5.58
Presentation				2.67	5.50	5.50	5.75	6.00	5.75						5.67
Skating Skills				2.67	5.50	5.75	6.25	6.25	6.00						6.00
<b>Judges Total Program Component Score (factored)</b>															<b>46.06</b>
<b>Deductions:</b>			Falls	-1.00 (1)											<b>-1.00</b>

## JUDGES DETAILS PER SKATER JUNIOR WOMEN FREE SKATING

Rank	Name	Nation	Starting Number	Total Segment Score	Total Element Score	Total Program Component Score (factored)				Total Deductions					
7	Lucca DIJKHUIZEN	NED	28	89.78	48.64	41.14				0.00					
#	Executed Elements	Info	Base Value	GOE	J1	J2	J3	J4	J5	J6	J7	J8	J9	Ref.	Scores of Panel
1	3Lz+2T+2Lo<	<	8.56	-1.18	-2	-3	-2	-1	-2						7.38
2	3Fq	q	5.30	-2.30	-5	-5	-4	-4	-4						3.00
3	3S		4.30	0.29	0	1	1	0	1						4.59
4	3T+2Aq+SEQ	q	7.50	-0.84	-2	-3	-2	-2	-2						6.66
5	SSp4		2.50	-0.08	0	0	-1	-1	0						2.42
6	3F+2T		7.26	x -0.53	-1	-1	-1	0	-1						6.73
7	3T		4.62	x 0.00	0	0	0	-1	0						4.62
8	ChSq1		3.00	0.00	0	0	0	0	0						3.00
9	2A		3.63	x 0.11	0	0	1	0	1						3.74
10	FCCoSp3		3.00	0.00	0	0	0	0	0						3.00
11	CCoSp4		3.50	0.00	0	0	0	0	1						3.50
			<b>53.17</b>												<b>48.64</b>
Program Components			Factor												
Composition			2.67	5.25	4.75	5.25	4.75	5.50						5.08	
Presentation			2.67	5.25	5.00	4.75	5.00	5.50						5.08	
Skating Skills			2.67	5.75	5.00	5.00	5.50	5.25						5.25	
<b>Judges Total Program Component Score (factored)</b>														<b>41.14</b>	

Deductions:

0.00

Rank	Name	Nation	Starting Number	Total Segment Score	Total Element Score	Total Program Component Score (factored)				Total Deductions					
8	Barbora TYKALOVA	CZE	31	88.99	41.71	48.28				-1.00					
#	Executed Elements	Info	Base Value	GOE	J1	J2	J3	J4	J5	J6	J7	J8	J9	Ref.	Scores of Panel
1	3F+2Aq+SEQ	q	8.60	-2.12	-5	-4	-4	-2	-4						6.48
2	3Lz		5.90	0.59	1	1	1	1	2						6.49
3	3Lo	F	4.90	-2.45	-5	-5	-5	-5	-5						2.45
4	3F		5.30	-1.94	-4	-3	-4	-4	-3						3.36
5	FCCoSp4		3.50	0.93	3	3	2	2	3						4.43
6	2T<<	<<	0.44	x -0.20	-5	-5	-5	-5	-5						0.24
7	3Lo+2T		6.82	x -0.16	0	0	-1	-1	0						6.66
8	2A<<	<<	1.21	x -0.55	-5	-5	-5	-5	-5						0.66
9	ChSq1		3.00	0.50	2	1	1	1	1						3.50
10	LSp4		2.70	0.54	2	2	2	1	2						3.24
11	CCoSp4		3.50	0.70	2	2	2	2	2						4.20
			<b>45.87</b>												<b>41.71</b>
Program Components			Factor												
Composition			2.67	6.00	6.00	6.00	6.75	6.00						6.00	
Presentation			2.67	5.75	6.00	5.75	6.75	5.75						5.83	
Skating Skills			2.67	6.25	6.25	6.25	6.75	5.75						6.25	
<b>Judges Total Program Component Score (factored)</b>														<b>48.28</b>	
Deductions:			Falls	-1.00 (1)											-1.00

## JUDGES DETAILS PER SKATER JUNIOR WOMEN FREE SKATING

Rank	Name	Nation	Starting Number	Total Segment Score	Total Element Score	Total Program Component Score (factored)	Total Deductions								
9	Nela SNEBERGEROVA	CZE	33	86.69	40.96	46.73	-1.00								
#	Executed Elements	Info	Base Value	GOE	J1	J2	J3	J4	J5	J6	J7	J8	J9	Ref.	Scores of Panel
1	3S		4.30	0.57	1	2	1	1	2						4.87
2	3F<	F <	4.24	-2.12	-5	-5	-5	-5	-5						2.12
3	2F		1.80	0.12	0	1	1	0	1						1.92
4	2Lo+2A+2A+SEQ		8.30	0.00	1	1	-1	-2	0						8.30
5	CSp4		2.60	0.43	1	2	1	2	2						3.03
6	3T		4.62	x -1.26	-3	-3	-3	-3	-2						3.36
7	FCoSp4		3.50	x 0.00	0	0	0	0	-1						3.50
8	ChSq1		3.00	0.50	2	1	1	1	1						3.50
9	3S+REP		3.31	x -2.01	-5	-4	-4	-5	-5						1.30
10	3Tq+2T	q	6.05	x -0.84	-2	-2	-2	-2	-2						5.21
11	CCoSp4		3.50	x 0.35	1	1	0	1	1						3.85
			<b>45.22</b>												<b>40.96</b>
Program Components				Factor											
Composition				2.67	5.75	5.75	5.50	6.25	6.00				5.83		
Presentation				2.67	5.50	5.75	5.25	6.00	5.75				5.67		
Skating Skills				2.67	5.50	6.25	5.75	6.25	6.00				6.00		
<b>Judges Total Program Component Score (factored)</b>											<b>46.73</b>				
<b>Deductions:</b>			Falls	-1.00	(1)							<b>-1.00</b>			

Rank	Name	Nation	Starting Number	Total Segment Score	Total Element Score	Total Program Component Score (factored)	Total Deductions								
10	Milana MOZEIKO	FRA	36	85.33	37.61	48.72	-1.00								
#	Executed Elements	Info	Base Value	GOE	J1	J2	J3	J4	J5	J6	J7	J8	J9	Ref.	Scores of Panel
1	3Lz!<<	F ! <<	2.10	-1.05	-5	-5	-5	-5	-5						1.05
2	3F<<	<<	1.80	-0.90	-5	-5	-5	-5	-3						0.90
3	2A		3.30	0.00	0	0	-1	0	0						3.30
4	3Lo<	<	3.92	-0.78	-2	-3	-2	-1	-2						3.14
5	FCSp2		2.30	0.38	1	2	2	1	2						2.68
6	3S<+1Eu+2F	<	6.31	x -0.80	-3	-3	-2	-2	-2						5.51
7	ChSq1		3.00	0.50	1	1	1	1	1						3.50
8	3Lo<+2T	<	5.74	x -0.78	-2	-3	-2	-2	-2						4.96
9	3S+2T		6.16	x 0.14	0	0	1	0	1						6.30
10	CCoSp3		3.00	0.30	1	1	1	-1	1						3.30
11	LSp4		2.70	0.27	1	1	1	1	1						2.97
			<b>40.33</b>												<b>37.61</b>
Program Components				Factor											
Composition				2.67	6.00	6.25	6.00	7.00	6.25				6.17		
Presentation				2.67	5.75	6.00	6.25	6.75	6.00				6.08		
Skating Skills				2.67	6.00	5.75	6.00	6.25	6.00				6.00		
<b>Judges Total Program Component Score (factored)</b>											<b>48.72</b>				
<b>Deductions:</b>			Falls	-1.00	(1)							<b>-1.00</b>			

## JUDGES DETAILS PER SKATER JUNIOR WOMEN FREE SKATING

Rank	Name	Nation	Starting Number	Total Segment Score	Total Element Score	Total Program Component Score (factored)	Total Deductions								
11	Zala GRUM	SLO	30	85.27	37.45	47.82	0.00								
#	Executed Elements	Info	Base Value	GOE	J1	J2	J3	J4	J5	J6	J7	J8	J9	Ref.	Scores of Panel
1	2Lz		2.10	0.14	0	0	1	1	1						2.24
2	2A+1Eu<<+3S<	<< <	6.74	-1.72	-5	-5	-5	-5	-5						5.02
3	3Lo+2T		6.20	0.16	1	0	0	0	1						6.36
4	FCSp4		3.20	0.64	2	2	2	2	2						3.84
5	3Sq	q	4.30	-1.15	-3	-3	-3	-2	-2						3.15
6	1Lo		0.55	x 0.00	0	0	0	0	-1						0.55
7	CCoSp4		3.50	0.47	2	1	1	1	2						3.97
8	2Aq	q	3.63	x -0.99	-3	-3	-3	-2	-3						2.64
9	ChSq1		3.00	1.00	2	2	1	2	2						4.00
10	2F!<+2T	! <	3.01	x -0.53	-4	-4	-4	-3	-3						2.48
11	FCCoSp3		3.00	0.20	1	0	1	0	1						3.20
			<b>39.23</b>												<b>37.45</b>
Program Components				Factor											
Composition				2.67	6.00	6.00	5.75	6.00	6.00				6.00		
Presentation				2.67	5.75	6.25	6.00	6.25	6.00				6.08		
Skating Skills				2.67	5.75	5.75	6.00	6.25	5.75				5.83		
<b>Judges Total Program Component Score (factored)</b>										<b>47.82</b>					
<b>Deductions:</b>										<b>0.00</b>					

Rank	Name	Nation	Starting Number	Total Segment Score	Total Element Score	Total Program Component Score (factored)	Total Deductions								
12	Zoja KRAMAR	SLO	32	82.37	38.98	45.39	-2.00								
#	Executed Elements	Info	Base Value	GOE	J1	J2	J3	J4	J5	J6	J7	J8	J9	Ref.	Scores of Panel
1	3Flq+2A+2T+SEQ	! q	9.90	-1.59	-3	-3	-5	-3	-3						8.31
2	3Lz<<	F <<	2.10	-1.05	-5	-5	-5	-5	-5						1.05
3	3T	F	4.20	-2.10	-5	-5	-5	-5	-5						2.10
4	2A+1Eu+2S*	*	3.80	0.00	0	0	-1	0	0						3.80
5	FCSp4		3.20	0.00	0	0	0	-1	1						3.20
6	3Lz<+2T	<	6.62	x -1.26	-3	-3	-3	-2	-2						5.36
7	3T+REP		3.23	x -0.56	-1	-1	-2	-2	-1						2.67
8	3S<	<	3.78	x -1.72	-5	-5	-5	-5	-4						2.06
9	ChSq1		3.00	0.83	1	1	2	2	3						3.83
10	CCoSp4		3.50	0.35	0	1	1	1	1						3.85
11	SSp4		2.50	0.25	1	1	1	0	2						2.75
			<b>45.83</b>												<b>38.98</b>
Program Components				Factor											
Composition				2.67	5.25	5.50	6.00	5.75	6.00				5.75		
Presentation				2.67	5.00	5.25	5.50	5.75	5.75				5.50		
Skating Skills				2.67	5.50	5.75	5.75	6.00	5.75				5.75		
<b>Judges Total Program Component Score (factored)</b>										<b>45.39</b>					
<b>Deductions:</b> Falls				-2.00 (2)						<b>-2.00</b>					

## JUDGES DETAILS PER SKATER JUNIOR WOMEN FREE SKATING

Rank	Name	Nation	Starting Number	Total Segment Score	Total Element Score	Total Program Component Score (factored)				Total Deductions					
13	Aleksandra JANIKOWSKA	POL	27	82.03	39.97	42.06				0.00					
#	Executed Elements	Info	Base Value	GOE	J1	J2	J3	J4	J5	J6	J7	J8	J9	Ref.	Scores of Panel
1	3F+2T+2Lo		8.30	0.18	0	1	1	-1	0						8.48
2	1Lz+2A+SEQ		3.90	0.00	0	0	0	0	-1						3.90
3	1F!	!	0.50	-0.07	-1	-1	-2	-1	-2						0.43
4	FCSp4		3.20	0.21	1	1	1	-2	0						3.41
5	3Lz		5.90	0.20	0	1	0	1	0						6.10
6	3S+2Tq	q	6.16	x -0.86	-2	-2	-2	-2	-2						5.30
7	ChSq1		3.00	0.50	0	1	1	1	1						3.50
8	2F		1.98	x 0.06	0	0	1	0	1						2.04
9	1T		0.44	x 0.00	0	0	0	0	-1						0.44
10	CCoSp4		3.50	0.12	0	1	0	-1	1						3.62
11	SSp4		2.50	0.25	1	1	1	-1	1						2.75
			<b>39.38</b>												<b>39.97</b>
Program Components			Factor												
Composition			2.67	5.25	5.25	5.50	4.00	5.25					5.25		
Presentation			2.67	5.00	5.50	5.00	3.75	5.00					5.00		
Skating Skills			2.67	5.50	5.50	5.75	5.25	5.50					5.50		
<b>Judges Total Program Component Score (factored)</b>													<b>42.06</b>		

Deductions:

0.00

Rank	Name	Nation	Starting Number	Total Segment Score	Total Element Score	Total Program Component Score (factored)				Total Deductions					
14	Weronika FERLIN	POL	22	76.46	37.74	40.72				-2.00					
#	Executed Elements	Info	Base Value	GOE	J1	J2	J3	J4	J5	J6	J7	J8	J9	Ref.	Scores of Panel
1	3F+2T		6.60	0.88	1	2	2	2	1						7.48
2	3F	F	5.30	-2.65	-5	-5	-5	-5	-5						2.65
3	1S+2A+SEQ		3.70	-0.33	-1	-1	-1	-1	-1						3.37
4	3S	F	4.30	-2.15	-5	-5	-5	-5	-5						2.15
5	FSSp3		2.60	-0.09	0	0	0	-2	-1						2.51
6	2A		3.63	x 0.44	1	1	2	1	2						4.07
7	3T		4.62	x 0.42	1	2	1	1	1						5.04
8	ChSq1		3.00	0.50	1	1	0	1	2						3.50
9	2F+1Lo		2.53	x 0.00	0	0	0	0	0						2.53
10	CCoSp3		3.00	0.00	0	0	0	-2	1						3.00
11	FCCoSp2V		1.88	-0.44	-2	-1	-3	-4	-2						1.44
			<b>41.16</b>												<b>37.74</b>
Program Components			Factor												
Composition			2.67	5.00	5.25	5.25	4.25	5.50					5.17		
Presentation			2.67	4.75	5.00	4.75	4.00	5.00					4.83		
Skating Skills			2.67	5.25	5.50	5.00	5.25	5.25					5.25		
<b>Judges Total Program Component Score (factored)</b>													<b>40.72</b>		
Deductions: Falls			-2.00 (2)										-2.00		



## JUDGES DETAILS PER SKATER JUNIOR WOMEN FREE SKATING

Rank	Name	Nation	Starting Number	Total Segment Score	Total Element Score	Total Program Component Score (factored)	Total Deductions									
15	Lorna MACKOVA	SVK	37	76.09	35.48	43.61	-3.00									
#	Executed Elements	Info	Base Value	GOE	J1	J2	J3	J4	J5	J6	J7	J8	J9	Ref.	Scores of Panel	
1	3Lz+2T		7.20	-1.18	-2	-2	-2	-3	-2						6.02	
2	3F	F	5.30	-2.65	-5	-5	-5	-5	-5						2.65	
3	3Lz	F	5.90	-2.95	-5	-5	-5	-5	-5						2.95	
4	3S		4.30	0.43	1	1	1	1	1						4.73	
5	FCoSp2V		1.88	-0.06	0	0	-1	-2	0						1.82	
6	3T	F	4.62	x -2.10	-5	-5	-5	-5	-5						2.52	
7	3S<+REP	<	2.65	x -1.72	-5	-5	-5	-5	-5						0.93	
8	ChSq1		3.00	0.33	0	0	1	1	1						3.33	
9	2A+2T		5.06	x 0.33	0	1	1	1	1						5.39	
10	CCoSp2		2.50	0.08	1	0	0	1	0						2.58	
11	LSp3		2.40	0.16	1	0	1	0	1						2.56	
			<b>44.81</b>												<b>35.48</b>	
Program Components			Factor													
Composition			2.67	5.50	5.25	5.25	6.00	5.75						5.50		
Presentation			2.67	5.00	5.25	5.50	6.00	5.25						5.33		
Skating Skills			2.67	5.50	5.50	5.50	6.25	5.50						5.50		
<b>Judges Total Program Component Score (factored)</b>														<b>43.61</b>		
<b>Deductions:</b>			Falls	-3.00 (3)												<b>-3.00</b>

Rank	Name	Nation	Starting Number	Total Segment Score	Total Element Score	Total Program Component Score (factored)	Total Deductions										
16	Elina JARVINEN	FIN	19	74.22	32.84	41.38	0.00										
#	Executed Elements	Info	Base Value	GOE	J1	J2	J3	J4	J5	J6	J7	J8	J9	Ref.	Scores of Panel		
1	2S<<	<<	0.40	-0.20	-5	-5	-5	-5	-5						0.20		
2	3S<+2T<<	< <<	3.84	-1.72	-5	-5	-5	-4	-5						2.12		
3	2A		3.30	0.33	0	1	1	1	1						3.63		
4	FCSp4		3.20	0.32	1	1	0	1	1						3.52		
5	2A		3.30	0.11	0	0	1	0	1						3.41		
6	ChSq1		3.00	0.50	1	1	1	1	1						3.50		
7	SSp4		2.50	0.25	1	1	0	1	1						2.75		
8	2Lz+2T+2Lo		5.61	x -0.07	0	0	-1	0	-1						5.54		
9	2F+2Loq	q	3.85	x -0.66	-5	-3	-4	-3	-4						3.19		
10	2F		1.98	x 0.00	0	0	0	1	0						1.98		
11	CCoSp3		3.00	0.00	0	0	0	0	0						3.00		
			<b>33.98</b>												<b>32.84</b>		
Program Components			Factor														
Composition			2.67	5.00	5.00	4.75	5.25	5.25						5.08			
Presentation			2.67	5.25	4.75	5.25	5.50	5.25						5.25			
Skating Skills			2.67	5.50	4.75	5.00	5.50	5.00						5.17			
<b>Judges Total Program Component Score (factored)</b>														<b>41.38</b>			
<b>Deductions:</b>																	<b>0.00</b>

## JUDGES DETAILS PER SKATER JUNIOR WOMEN FREE SKATING

Rank	Name	Nation	Starting Number	Total Segment Score	Total Element Score	Total Program Component Score (factored)				Total Deductions					
17	Vita KAS	SLO	26	71.72	30.77	40.95				0.00					
#	Executed Elements	Info	Base Value	GOE	J1	J2	J3	J4	J5	J6	J7	J8	J9	Ref.	Scores of Panel
1	2S		1.30	-0.52	-3	-5	-5	-3	-4						0.78
2	2A+1Eu+2S		5.10	-0.33	-1	-4	-1	-1	0						4.77
3	3Sq	q	4.30	-2.15	-5	-5	-5	-4	-5						2.15
4	2T<<	<<	0.40	-0.20	-5	-5	-5	-3	-5						0.20
5	FSSp4		3.00	0.30	1	1	0	1	1						3.30
6	1A		1.21	x -0.04	-1	0	-1	0	0						1.17
7	2A		3.63	x 0.00	0	1	0	-1	0						3.63
8	FCCoSp4		3.50	0.23	1	1	0	-1	2						3.73
9	ChSq1		3.00	0.50	1	1	1	1	2						3.50
10	2Lz+2T		3.74	x 0.07	0	0	1	0	1						3.81
11	CCoSp4		3.50	0.23	1	1	0	0	1						3.73
			<b>32.68</b>												<b>30.77</b>
Program Components				Factor											
Composition				2.67	5.75	5.00	4.75	4.75	5.75					5.17	
Presentation				2.67	5.50	5.00	4.50	4.50	5.50					5.00	
Skating Skills				2.67	5.75	5.25	5.00	5.00	5.25					5.17	
<b>Judges Total Program Component Score (factored)</b>											<b>40.95</b>				

Deductions:

0.00

Rank	Name	Nation	Starting Number	Total Segment Score	Total Element Score	Total Program Component Score (factored)				Total Deductions					
18	Zariana ZAPOLSKA	POL	6	69.96	35.79	35.17				-1.00					
#	Executed Elements	Info	Base Value	GOE	J1	J2	J3	J4	J5	J6	J7	J8	J9	Ref.	Scores of Panel
1	2A+2T+2Lo		6.30	0.22	0	1	1	0	1						6.52
2	3T+2T		5.50	0.00	0	0	0	-1	0						5.50
3	3Tq	F q	4.20	-2.10	-5	-5	-5	-5	-5						2.10
4	CCoSp4		3.50	-0.12	0	0	-1	-2	0						3.38
5	2S+2Lo		3.00	0.00	0	0	0	-1	0						3.00
6	2Lz		2.31	x 0.00	0	0	0	0	0						2.31
7	2A<	<	2.90	x -1.23	-5	-5	-4	-4	-5						1.67
8	FCCoSp3		3.00	0.00	0	0	0	-1	1						3.00
9	ChSq1		3.00	0.00	-1	0	1	-1	1						3.00
10	2Lz		2.31	x 0.00	0	0	0	0	1						2.31
11	FSSp4		3.00	0.00	0	0	1	0	0						3.00
			<b>39.02</b>												<b>35.79</b>
Program Components				Factor											
Composition				2.67	4.75	3.75	4.25	4.25	5.00					4.42	
Presentation				2.67	4.50	3.75	4.00	4.25	4.75					4.25	
Skating Skills				2.67	4.50	4.25	4.50	4.50	4.75					4.50	
<b>Judges Total Program Component Score (factored)</b>											<b>35.17</b>				
Deductions:			Falls	-1.00 (1)											-1.00

## JUDGES DETAILS PER SKATER JUNIOR WOMEN FREE SKATING

Rank	Name	Nation	Starting Number	Total Segment Score	Total Element Score	Total Program Component Score (factored)				Total Deductions					
19	Lucka FORTUNA	SLO	18	69.58	31.32	38.26				0.00					
#	Executed Elements	Info	Base Value	GOE	J1	J2	J3	J4	J5	J6	J7	J8	J9	Ref.	Scores of Panel
1	2F		1.80	0.06	1	0	0	1	0						1.86
2	3T<<<+2T	<<	2.60	-0.52	-4	-4	-4	-4	-3						2.08
3	3T<<	<<	1.30	-0.48	-4	-4	-4	-3	-3						0.82
4	CCoSp4		3.50	0.35	1	0	1	1	1						3.85
5	2F!	!	1.80	-0.18	-1	-1	-2	0	-1						1.62
6	2Lz+2Aq+SEQ	q	5.94	x -1.65	-5	-5	-5	-5	-4						4.29
7	2A<+1Eu+2S	<	4.88	x -0.79	-3	-3	-3	-3	-2						4.09
8	FSSp4		3.00	0.20	1	1	0	1	0						3.20
9	ChSq1		3.00	0.33	0	1	0	1	1						3.33
10	2Lz		2.31	x 0.14	1	0	0	1	1						2.45
11	FCCoSp4		3.50	0.23	1	0	0	1	1						3.73
			<b>33.63</b>												<b>31.32</b>
Program Components			Factor												
Composition			2.67	4.75	4.50	4.50	5.00	5.25					4.75		
Presentation			2.67	4.75	4.50	4.75	5.00	5.50					4.83		
Skating Skills			2.67	4.50	4.75	4.50	5.00	5.50					4.75		
<b>Judges Total Program Component Score (factored)</b>														<b>38.26</b>	

Deductions:

0.00

Rank	Name	Nation	Starting Number	Total Segment Score	Total Element Score	Total Program Component Score (factored)				Total Deductions					
20	Ulla NIEMINEN	FIN	7	69.26	31.45	37.81				0.00					
#	Executed Elements	Info	Base Value	GOE	J1	J2	J3	J4	J5	J6	J7	J8	J9	Ref.	Scores of Panel
1	3T+2T		5.50	-0.14	0	1	-1	-2	0						5.36
2	2S<<	<<	0.40	-0.20	-5	-5	-5	-5	-5						0.20
3	3Sq	q	4.30	-2.15	-5	-5	-5	-5	-5						2.15
4	FSSp4		3.00	0.00	1	0	0	-1	0						3.00
5	2A		3.30	0.33	1	1	2	1	1						3.63
6	2Aq	q	3.63	x -0.66	-2	-2	-2	-2	-2						2.97
7	2Lz!+2Tq+2Lo<	!!q <	5.24	x -1.05	-5	-5	-5	-5	-5						4.19
8	1F		0.55	x -0.15	-3	-3	-1	-3	-3						0.40
9	CCoSp4		3.50	0.23	0	1	1	-1	1						3.73
10	ChSq1		3.00	0.50	1	0	1	1	2						3.50
11	LSp3		2.40	-0.08	-1	0	-1	0	0						2.32
			<b>34.82</b>												<b>31.45</b>
Program Components			Factor												
Composition			2.67	4.50	4.50	4.50	4.75	5.25					4.58		
Presentation			2.67	4.50	4.75	5.00	4.75	5.00					4.83		
Skating Skills			2.67	4.75	4.50	4.75	4.75	5.00					4.75		
<b>Judges Total Program Component Score (factored)</b>														<b>37.81</b>	

Deductions:

0.00

## JUDGES DETAILS PER SKATER JUNIOR WOMEN FREE SKATING

Rank	Name	Nation	Starting Number	Total Segment Score	Total Element Score	Total Program Component Score (factored)				Total Deductions					
21	Isabella NIEDERLEITNER	AUT	12	66.34	27.32	40.02				-1.00					
#	Executed Elements	Info	Base Value	GOE	J1	J2	J3	J4	J5	J6	J7	J8	J9	Ref.	Scores of Panel
1	3S<+2T	<	4.74	-0.69	-2	-3	-2	-1	-2						4.05
2	2F		1.80	0.18	0	1	1	1	1						1.98
3	3S<	<	3.44	-0.69	-2	-3	-2	-1	-2						2.75
4	FCSp3		2.80	0.19	0	1	1	2	0						2.99
5	2Lz+1T		2.50	-0.07	0	-1	0	0	-1						2.43
6	2A<<	F <<	1.21	x -0.55	-5	-5	-5	-5	-5						0.66
7	CCoSp3		3.00	0.10	0	0	0	1	1						3.10
8	2F+2Lo<+1Lo	<	4.03	x -0.36	-2	-3	-2	-1	-2						3.67
9	2Lz		2.31	x 0.21	1	0	1	1	1						2.52
10	ChSq1		3.00	0.17	-1	0	0	1	1						3.17
11	CCoSp3V*	*	0.00	0.00	-	-	-	-	-						0.00
			<b>28.83</b>												<b>27.32</b>
Program Components				Factor											
Composition				2.67	5.00	4.50	5.25	5.75	5.00					5.08	
Presentation				2.67	4.75	4.50	4.75	5.75	5.00					4.83	
Skating Skills				2.67	5.00	4.25	5.00	5.75	5.25					5.08	
<b>Judges Total Program Component Score (factored)</b>													<b>40.02</b>		
<b>Deductions:</b>			Falls	-1.00	(1)									<b>-1.00</b>	

Rank	Name	Nation	Starting Number	Total Segment Score	Total Element Score	Total Program Component Score (factored)				Total Deductions					
22	Neza Rikke RUTAR	SLO	11	64.78	28.04	36.74				0.00					
#	Executed Elements	Info	Base Value	GOE	J1	J2	J3	J4	J5	J6	J7	J8	J9	Ref.	Scores of Panel
1	2A<<+1Eu+2S	<<	2.90	-0.52	-4	-5	-4	-4	-3						2.38
2	2A<<	<<	1.10	-0.44	-4	-4	-4	-4	-5						0.66
3	3S<<	<<	1.30	-0.52	-4	-4	-4	-4	-3						0.78
4	2Lz		2.10	-0.49	-2	-3	-2	-3	-2						1.61
5	CSSp4		3.00	0.20	1	0	0	1	1						3.20
6	2F!+2Loq	!!q	3.85	x -0.54	-3	-3	-4	-3	-3						3.31
7	2Lz+2T		3.74	x 0.00	0	0	0	-1	0						3.74
8	FCCoSp4		3.50	0.23	0	1	1	1	0						3.73
9	ChSq1		3.00	0.83	2	2	0	3	1						3.83
10	2F!	!	1.98	x -0.18	-1	-1	-3	0	-1						1.80
11	CCoSp3		3.00	0.00	0	0	0	0	1						3.00
			<b>29.47</b>												<b>28.04</b>
Program Components				Factor											
Composition				2.67	4.75	4.50	3.75	5.50	4.75					4.67	
Presentation				2.67	4.75	4.50	4.50	5.50	4.75					4.67	
Skating Skills				2.67	4.50	4.00	4.25	5.50	4.50					4.42	
<b>Judges Total Program Component Score (factored)</b>													<b>36.74</b>		
<b>Deductions:</b>															<b>0.00</b>

## JUDGES DETAILS PER SKATER JUNIOR WOMEN FREE SKATING

Rank	Name	Nation	Starting Number	Total Segment Score	Total Element Score	Total Program Component Score (factored)				Total Deductions					
23	Kahlan GOOIJER	NED	21	63.50	29.33	37.17				-3.00					
#	Executed Elements	Info	Base Value	GOE	J1	J2	J3	J4	J5	J6	J7	J8	J9	Ref.	Scores of Panel
1	3Lo<+2T	<	5.22	-0.91	-2	-3	-2	-3	-2						4.31
2	3F<	<	4.24	-1.70	-4	-3	-4	-4	-4						2.54
3	3T<	F <	3.36	-1.68	-5	-5	-5	-5	-5						1.68
4	3S<	F <	3.44	-1.72	-5	-5	-5	-5	-5						1.72
5	CCoSp3		3.00	0.30	0	1	1	2	1						3.30
6	3Lo<<	<<	1.87	x -0.62	-3	-4	-4	-4	-3						1.25
7	3S<+2Tq	<q	5.21	x -1.72	-5	-5	-4	-5	-5						3.49
8	2Aq+1Eu+2F	q	6.16	x -0.77	-2	-2	-3	-3	-2						5.39
9	ChSq1		3.00	0.17	0	0	0	1	2						3.17
10	FSSp	F	0.00	0.00	-	-	-	-	-						0.00
11	LSp3		2.40	0.08	0	0	1	-1	1						2.48
			<b>37.90</b>												<b>29.33</b>
Program Components				Factor											
Composition				2.67	4.50	4.75	4.75	4.00	5.25					4.67	
Presentation				2.67	4.50	4.25	4.50	4.00	4.75					4.42	
Skating Skills				2.67	4.75	4.50	4.75	5.00	5.25					4.83	
<b>Judges Total Program Component Score (factored)</b>															<b>37.17</b>
<b>Deductions:</b>			Falls	-3.00 (3)											<b>-3.00</b>

Rank	Name	Nation	Starting Number	Total Segment Score	Total Element Score	Total Program Component Score (factored)				Total Deductions					
24	Lilian MUSGRAVE	GBR	23	62.88	26.62	38.26				-2.00					
#	Executed Elements	Info	Base Value	GOE	J1	J2	J3	J4	J5	J6	J7	J8	J9	Ref.	Scores of Panel
1	2F		1.80	0.00	0	0	0	0	1						1.80
2	3T<<	F <<	1.30	-0.65	-5	-5	-5	-5	-5						0.65
3	3S<	<	3.44	-1.72	-5	-5	-5	-4	-5						1.72
4	CCoSp3		3.00	0.10	1	0	1	0	0						3.10
5	ChSq1		3.00	0.00	0	0	0	0	0						3.00
6	2A		3.30	-1.54	-4	-5	-5	-5	-4						1.76
7	3S<<+REP	F <<	1.00	x -0.65	-5	-5	-5	-5	-5						0.35
8	2A+2T		5.06	x -0.33	0	-1	-1	-2	-1						4.73
9	2F+2T+2Lo		5.28	x -0.48	-3	-1	-3	-3	-2						4.80
10	FSSp4		3.00	0.00	0	0	0	0	0						3.00
11	LSp2		1.90	-0.19	0	-1	-1	-2	-1						1.71
			<b>32.08</b>												<b>26.62</b>
Program Components				Factor											
Composition				2.67	5.50	4.25	4.25	5.00	5.00					4.75	
Presentation				2.67	5.00	4.00	3.75	5.00	4.75					4.58	
Skating Skills				2.67	5.25	4.00	4.50	5.25	5.25					5.00	
<b>Judges Total Program Component Score (factored)</b>															<b>38.26</b>
<b>Deductions:</b>			Falls	-2.00 (2)											<b>-2.00</b>

## JUDGES DETAILS PER SKATER JUNIOR WOMEN FREE SKATING

Rank	Name	Nation	Starting Number	Total Segment Score	Total Element Score	Total Program Component Score (factored)				Total Deductions					
25	Nina SOJKOVA	SVK	9	62.82	26.77	36.05				0.00					
#	Executed Elements	Info	Base Value	GOE	J1	J2	J3	J4	J5	J6	J7	J8	J9	Ref.	Scores of Panel
1	2F+2T		3.10	0.12	0	0	1	1	1						3.22
2	2S		1.30	0.00	0	0	0	0	0						1.30
3	2Lo		1.70	0.00	0	0	0	0	1						1.70
4	FCCoSp3		3.00	0.00	0	0	0	0	0						3.00
5	2Lz!	!	2.10	-0.28	-1	-1	-2	-2	-1						1.82
6	2F+2T+1A+SEQ		4.62	x 0.00	0	0	0	1	0						4.62
7	CCoSp3		3.00	0.00	0	0	-1	0	0						3.00
8	ChSq1		3.00	0.50	1	1	1	1	1						3.50
9	2Lo+1A*+SEQ+REP	*	1.31	x 0.06	0	0	0	1	1						1.37
10	2Lze	e	1.85	x -0.45	-3	-2	-4	-2	-3						1.40
11	CSSp2		2.30	-0.46	-2	-1	-3	-4	-1						1.84
			<b>27.28</b>												<b>26.77</b>
Program Components			Factor												
Composition			2.67	4.50	3.50	4.50	4.75	5.25						4.58	
Presentation			2.67	4.50	3.50	4.50	4.50	5.25						4.50	
Skating Skills			2.67	4.25	3.25	4.25	4.75	5.00						4.42	
<b>Judges Total Program Component Score (factored)</b>														<b>36.05</b>	

Deductions:

0.00

Rank	Name	Nation	Starting Number	Total Segment Score	Total Element Score	Total Program Component Score (factored)				Total Deductions					
26	Daria DALGICH	GBR	25	62.79	19.95	43.84				-1.00					
#	Executed Elements	Info	Base Value	GOE	J1	J2	J3	J4	J5	J6	J7	J8	J9	Ref.	Scores of Panel
1	3Lz<<	<<	2.10	-1.05	-5	-5	-5	-5	-5						1.05
2	3F!<<	! <<	1.80	-0.90	-5	-5	-5	-5	-4						0.90
3	3S<<<+COMBO+2Tq*+2Loq*	<<< q * q *	1.30	-0.65	-5	-4	-5	-5	-5						0.65
4	2A<<	<<	1.10	-0.40	-3	-5	-4	-4	-3						0.70
5	FCCoSp4		3.50	0.47	1	0	1	2	2						3.97
6	ChSq1		3.00	0.67	1	0	1	2	2						3.67
7	3S<<	F <<	1.43	x -0.65	-5	-5	-5	-5	-5						0.78
8	2F!+2Loq	! q	3.85	x -0.54	-3	-3	-4	-3	-3						3.31
9	2A<<+2Lo<*	<<< <*	1.21	x -0.55	-5	-5	-5	-4	-5						0.66
10	CCoSp3		3.00	0.30	1	1	1	-1	1						3.30
11	LSpB		1.20	-0.24	-2	-2	-2	-3	-2						0.96
			<b>23.49</b>												<b>19.95</b>
Program Components			Factor												
Composition			2.67	5.50	4.50	5.75	6.25	5.75						5.67	
Presentation			2.67	5.00	4.25	5.50	6.00	5.50						5.33	
Skating Skills			2.67	5.50	4.50	5.25	5.50	5.50						5.42	
<b>Judges Total Program Component Score (factored)</b>														<b>43.84</b>	
Deductions: Falls			-1.00 (1)											-1.00	

## JUDGES DETAILS PER SKATER JUNIOR WOMEN FREE SKATING

Rank	Name	Nation	Starting Number	Total Segment Score	Total Element Score	Total Program Component Score (factored)				Total Deductions					
27	Brigitta Eva INCZE	HUN	14	62.13	24.54	37.59				0.00					
#	Executed Elements	Info	Base Value	GOE	J1	J2	J3	J4	J5	J6	J7	J8	J9	Ref.	Scores of Panel
1	3S<<+2T<	<< <	2.34	-0.65	-5	-5	-5	-5	-5						1.69
2	2A<<	<<	1.10	-0.55	-5	-5	-5	-5	-5						0.55
3	2Lz+2Lo+2Lo		5.50	0.07	0	1	0	1	0						5.57
4	LSp2		1.90	0.13	0	1	1	0	2						2.03
5	2A<<	<<	1.10	-0.44	-4	-4	-4	-4	-3						0.66
6	FCSp3		2.80	-0.19	0	0	-1	-1	-1						2.61
7	3S<<	<<	1.43	x -0.52	-4	-4	-4	-4	-3						0.91
8	2Fl+2Tq	! q	3.41	x -0.60	-3	-4	-4	-3	-3						2.81
9	ChSq1		3.00	0.17	0	0	0	1	1						3.17
10	2Flq	! q	1.98	x -0.54	-3	-3	-4	-3	-3						1.44
11	CCoSp3		3.00	0.10	0	1	0	1	-1						3.10
			<b>27.56</b>												<b>24.54</b>
Program Components			Factor												
Composition			2.67	4.50	4.50	4.75	5.50	5.00					4.75		
Presentation			2.67	4.50	4.25	4.50	5.25	4.75					4.58		
Skating Skills			2.67	4.75	4.00	4.75	5.25	4.75					4.75		
<b>Judges Total Program Component Score (factored)</b>														<b>37.59</b>	
<b>Deductions:</b>											<b>0.00</b>				
Rank	Name	Nation	Starting Number	Total Segment Score	Total Element Score	Total Program Component Score (factored)				Total Deductions					
28	Hanna Laura VIRANYI	HUN	13	59.63	27.49	35.14				-3.00					
#	Executed Elements	Info	Base Value	GOE	J1	J2	J3	J4	J5	J6	J7	J8	J9	Ref.	Scores of Panel
1	3T<	F <	3.36	-1.68	-5	-5	-5	-5	-5						1.68
2	1A		1.10	0.00	0	0	-1	0	0						1.10
3	3S<<	F <<	1.30	-0.65	-5	-5	-5	-5	-5						0.65
4	FCSp4		3.20	-0.32	-1	0	-1	-2	-1						2.88
5	3S<<+REP	F <<	0.91	-0.65	-5	-5	-5	-5	-5						0.26
6	2F+2T		3.41	x 0.00	0	0	0	0	0						3.41
7	ChSq1		3.00	0.50	1	1	0	1	1						3.50
8	2Aq	q	3.63	x -0.66	-2	-2	-2	-1	-2						2.97
9	2Lz+1Eu+2F		4.84	x 0.00	0	0	0	0	0						4.84
10	CCoSp4		3.50	0.00	0	0	0	0	1						3.50
11	LSp4		2.70	0.00	0	0	0	-1	0						2.70
			<b>30.95</b>												<b>27.49</b>
Program Components			Factor												
Composition			2.67	4.50	4.25	4.25	4.75	4.75					4.50		
Presentation			2.67	4.00	4.00	3.75	4.75	4.25					4.08		
Skating Skills			2.67	4.75	4.00	4.25	4.75	4.75					4.58		
<b>Judges Total Program Component Score (factored)</b>														<b>35.14</b>	
<b>Deductions:</b>														<b>-3.00</b>	
Falls			-3.00 (3)												
Costume/Prop violation			(1 of 6)												

## JUDGES DETAILS PER SKATER JUNIOR WOMEN FREE SKATING

Rank	Name	Nation	Starting Number	Total Segment Score	Total Element Score	Total Program Component Score (factored)				Total Deductions					
29	Sara HÖFER	AUT	15	58.61	25.54	34.07				-1.00					
#	Executed Elements	Info	Base Value	GOE	J1	J2	J3	J4	J5	J6	J7	J8	J9	Ref.	Scores of Panel
1	3S<	<	3.44	-1.38	-4	-4	-4	-4	-3						2.06
2	2T	F	1.30	-0.65	-5	-5	-5	-5	-5						0.65
3	2Lo+2T		3.00	0.00	0	0	1	0	0						3.00
4	CCoSp3		3.00	0.00	0	0	0	0	1						3.00
5	A		0.00	0.00	-	-	-	-	-						0.00
6	LSp4		2.70	0.09	1	0	0	0	1						2.79
7	2F!+2T*	!!*	1.98	x -0.18	-1	-1	-2	-1	-1						1.80
8	3S<+1Eu+2S	<	5.76	x -1.15	-4	-3	-1	-4	-3						4.61
9	FCSp4		3.20	0.00	0	0	0	0	1						3.20
10	2F!	!	1.98	x -0.72	-4	-4	-4	-1	-4						1.26
11	ChSq1		3.00	0.17	1	0	0	0	1						3.17
			<b>29.36</b>												<b>25.54</b>
Program Components				Factor											
Composition				2.67	4.25	4.00	4.00	4.25	4.75					4.17	
Presentation				2.67	4.00	3.75	3.50	4.00	4.75					3.92	
Skating Skills				2.67	5.00	4.00	4.50	4.50	5.00					4.67	
<b>Judges Total Program Component Score (factored)</b>													<b>34.07</b>		
<b>Deductions:</b>			Falls	-1.00	(1)									<b>-1.00</b>	

Rank	Name	Nation	Starting Number	Total Segment Score	Total Element Score	Total Program Component Score (factored)				Total Deductions					
30	Daniela STRUHAROVA	SVK	17	56.95	27.69	30.26				-1.00					
#	Executed Elements	Info	Base Value	GOE	J1	J2	J3	J4	J5	J6	J7	J8	J9	Ref.	Scores of Panel
1	2A+2Aq+SEQ	F q	6.60	-1.65	-5	-5	-5	-5	-5						4.95
2	2Lz+2T		3.40	-0.42	-2	-2	-2	-1	-2						2.98
3	2F+2T+1Lo		3.60	0.00	0	0	0	0	0						3.60
4	CSp2		1.80	-0.18	-3	-1	-1	-1	-1						1.62
5	2Lz		2.10	0.00	0	0	0	0	0						2.10
6	2F!	!	1.98	x -0.18	-1	-1	-2	-1	-1						1.80
7	2S		1.43	x 0.00	0	0	0	0	0						1.43
8	2Lo		1.87	x 0.00	0	0	0	0	0						1.87
9	FSSp3		2.60	-0.26	-1	-1	0	-2	-1						2.34
10	ChSq1		3.00	-0.50	-1	-1	-1	-1	0						2.50
11	CCoSp3		3.00	-0.50	-2	0	-1	-3	-2						2.50
			<b>31.38</b>												<b>27.69</b>
Program Components				Factor											
Composition				2.67	4.50	3.75	4.00	2.75	4.25					4.00	
Presentation				2.67	4.00	3.50	3.25	2.75	3.75					3.50	
Skating Skills				2.67	4.50	3.50	3.75	3.75	4.00					3.83	
<b>Judges Total Program Component Score (factored)</b>													<b>30.26</b>		
<b>Deductions:</b>			Falls	-1.00	(1)									<b>-1.00</b>	



## JUDGES DETAILS PER SKATER JUNIOR WOMEN FREE SKATING

Rank	Name	Nation	Starting Number	Total Segment Score	Total Element Score	Total Program Component Score (factored)	Total Deductions								
31	Tamara PCOLKOVA	SVK	8	56.93	24.02	32.91	0.00								
#	Executed Elements	Info	Base Value	GOE	J1	J2	J3	J4	J5	J6	J7	J8	J9	Ref.	Scores of Panel
1	1A		1.10	0.00	0	0	0	0	0						1.10
2	2Lz+2Tq+1A+SEQ	q	4.50	-0.42	-2	-2	-2	-2	-2						4.08
3	2F		1.80	-0.06	0	-1	0	-1	0						1.74
4	2S		1.30	0.00	0	0	0	0	0						1.30
5	2F!	!	1.80	-0.18	-1	-1	-2	-1	-1						1.62
6	2Lz!+2Tq	!!q	3.74	x -0.63	-3	-3	-4	-3	-3						3.11
7	CCoSp2		2.50	-0.58	-3	-2	-2	-3	-2						1.92
8	FCCoSp3V		2.25	-0.53	-3	-2	-2	-3	-2						1.72
9	ChSq1		3.00	0.00	-1	0	0	0	1						3.00
10	2Lo+2Loq	q	3.74	x -0.57	-3	-4	-2	-3	-4						3.17
11	CSp1		1.40	-0.14	0	-1	-2	-1	-1						1.26
			<b>27.13</b>												<b>24.02</b>
Program Components				Factor											
Composition				2.67	4.00	3.75	3.75	4.50	4.75						4.08
Presentation				2.67	3.75	4.00	3.75	4.75	4.75						4.17
Skating Skills				2.67	4.00	3.75	3.50	4.50	4.50						4.08
<b>Judges Total Program Component Score (factored)</b>															<b>32.91</b>

Deductions:

0.00

Rank	Name	Nation	Starting Number	Total Segment Score	Total Element Score	Total Program Component Score (factored)	Total Deductions								
32	Polina BYKOVA	SLO	16	56.65	23.60	36.05	-3.00								
#	Executed Elements	Info	Base Value	GOE	J1	J2	J3	J4	J5	J6	J7	J8	J9	Ref.	Scores of Panel
1	2Lz+2Lo		3.80	0.00	0	0	-1	0	0						3.80
2	3Lo<<	<<	1.70	-0.68	-4	-4	-4	-4	-3						1.02
3	3S<<	F <<	1.30	-0.65	-5	-5	-5	-5	-5						0.65
4	2Aq+1Eu+2S	q	5.10	-0.66	-2	-2	-2	-4	-2						4.44
5	CCoSp2V		1.88	-0.38	-3	-1	-2	-2	-2						1.50
6	2A		3.63	x 0.11	0	0	1	0	1						3.74
7	3S<+REP	F <	2.65	x -1.72	-5	-5	-5	-5	-5						0.93
8	FCCoSp3		3.00	-0.10	-1	0	0	-2	0						2.90
9	2F<<	<<	0.55	x -0.25	-5	-5	-5	-5	-5						0.30
10	ChSq1		3.00	0.17	0	0	0	2	1						3.17
11	FSSp2	F	2.30	-1.15	-5	-5	-5	-2	-5						1.15
			<b>28.91</b>												<b>23.60</b>
Program Components				Factor											
Composition				2.67	4.75	4.25	4.50	5.00	4.75						4.67
Presentation				2.67	4.25	4.25	3.75	4.75	4.25						4.25
Skating Skills				2.67	4.75	4.50	4.00	4.75	4.50						4.58
<b>Judges Total Program Component Score (factored)</b>															<b>36.05</b>
Deductions:			Falls	-3.00 (3)											-3.00

## JUDGES DETAILS PER SKATER JUNIOR WOMEN FREE SKATING

Rank	Name	Nation	Starting Number	Total Segment Score	Total Element Score	Total Program Component Score (factored)				Total Deductions					
33	Anzhelika LUHOVA	UKR	20	55.96	26.26	32.70				-3.00					
#	Executed Elements	Info	Base Value	GOE	J1	J2	J3	J4	J5	J6	J7	J8	J9	Ref.	Scores of Panel
1	2A	F	3.30	-1.65	-5	-5	-5	-5	-5						1.65
2	1Lo		0.50	-0.03	0	0	-1	-1	-1						0.47
3	3Sq	F q	4.30	-2.15	-5	-5	-5	-5	-5						2.15
4	2F+1Eu+2S		3.60	0.00	0	0	0	0	0						3.60
5	FCCoSp4		3.50	-0.12	0	0	0	-2	-1						3.38
6	ChSq1		3.00	0.50	-1	1	1	1	1						3.50
7	2F		1.98	x 0.00	0	0	0	0	1						1.98
8	2Lz!+1A+SEQ	!	3.52	x -0.28	-1	-1	-2	-2	-1						3.24
9	2Lz+1A*+SEQ+REP	*	1.62	x 0.00	0	0	0	0	0						1.62
10	CCoSp3		3.00	-0.10	0	-1	0	-1	0						2.90
11	LSp2		1.90	-0.13	0	0	-2	0	-2						1.77
			<b>30.22</b>												<b>26.26</b>
Program Components				Factor											
Composition				2.67	4.50	3.50	4.25	3.25	4.75					4.08	
Presentation				2.67	4.25	3.25	3.75	3.25	4.25					3.75	
Skating Skills				2.67	4.50	3.75	4.00	4.75	4.75					4.42	
<b>Judges Total Program Component Score (factored)</b>													<b>32.70</b>		
<b>Deductions:</b>			Time violation	-1.00	Falls	-2.00 (2)								<b>-3.00</b>	
Rank	Name	Nation	Starting Number	Total Segment Score	Total Element Score	Total Program Component Score (factored)				Total Deductions					
34	Dorina SZIGETI	HUN	10	51.80	20.30	34.50				-3.00					
#	Executed Elements	Info	Base Value	GOE	J1	J2	J3	J4	J5	J6	J7	J8	J9	Ref.	Scores of Panel
1	2Aq	F q	3.30	-1.21	-5	-5	-3	-3	-3						2.09
2	3Lz!<	F ! <	4.72	-2.36	-5	-5	-5	-5	-5						2.36
3	3F<<	F <<	1.80	-0.90	-5	-5	-5	-5	-5						0.90
4	CCoSp4		3.50	0.35	1	1	1	0	2						3.85
5	3F<<+REP	<<	1.26	-0.84	-5	-5	-5	-4	-4						0.42
6	1Lz		0.66	x -0.04	0	0	-1	-2	-1						0.62
7	2A<	F <	2.90	x -1.32	-5	-5	-5	-5	-5						1.58
8	LSp3		2.40	0.00	0	0	1	-1	0						2.40
9	1S		0.44	x -0.01	0	0	0	-1	-1						0.43
10	ChSq1		3.00	0.50	1	1	0	1	2						3.50
11	FCCoSp2		2.30	-0.15	-2	-2	0	0	0						2.15
			<b>26.28</b>												<b>20.30</b>
Program Components				Factor											
Composition				2.67	4.25	4.25	4.50	4.50	4.75					4.42	
Presentation				2.67	4.00	4.00	3.75	4.50	4.00					4.00	
Skating Skills				2.67	4.50	3.75	4.50	4.75	4.50					4.50	
<b>Judges Total Program Component Score (factored)</b>													<b>34.50</b>		
<b>Deductions:</b>			Falls	-3.00 (3)								<b>-3.00</b>			

## JUDGES DETAILS PER SKATER JUNIOR WOMEN FREE SKATING

Rank	Name	Nation	Starting Number	Total Segment Score	Total Element Score	Total Program Component Score (factored)				Total Deductions					
35	Diana RUSEKOVA	SVK	5	50.52	23.93	27.59				-1.00					
#	Executed Elements	Info	Base Value	GOE	J1	J2	J3	J4	J5	J6	J7	J8	J9	Ref.	Scores of Panel
1	2A<+2Tq	< q	3.94	-1.06	-4	-5	-4	-4	-4						2.88
2	3S<<	<<	1.30	-0.65	-5	-5	-5	-5	-5						0.65
3	2Lz+2Tq+1A+SEQ	q	4.50	-0.77	-5	-3	-4	-3	-4						3.73
4	FCSp4		3.20	-0.43	-2	0	-1	-2	-1						2.77
5	2A<<	<<	1.10	-0.55	-5	-5	-5	-5	-5						0.55
6	ChSq1		3.00	-0.33	-3	0	0	-2	1						2.67
7	CCoSp2		2.50	-0.25	-2	-1	-1	-1	-1						2.25
8	2Lz		2.31	x 0.00	0	0	0	-1	0						2.31
9	2F+2Loq	q	3.85	x -0.36	-2	-2	-3	-2	-2						3.49
10	2F		1.98	x 0.00	0	0	0	-1	0						1.98
11	SSp1	F	1.30	-0.65	-5	-5	-5	-5	-5						0.65
			<b>28.98</b>												<b>23.93</b>
Program Components				Factor											
Composition				2.67	3.75	3.25	3.25	3.50	4.00					3.50	
Presentation				2.67	3.25	3.25	3.25	3.25	3.75					3.25	
Skating Skills				2.67	3.50	3.50	3.00	3.75	4.00					3.58	
<b>Judges Total Program Component Score (factored)</b>													<b>27.59</b>		
<b>Deductions:</b>			Falls	-1.00	(1)									<b>-1.00</b>	

Rank	Name	Nation	Starting Number	Total Segment Score	Total Element Score	Total Program Component Score (factored)				Total Deductions					
36	Lucia PEKARKOVA	SVK	3	50.20	22.59	27.61				0.00					
#	Executed Elements	Info	Base Value	GOE	J1	J2	J3	J4	J5	J6	J7	J8	J9	Ref.	Scores of Panel
1	2F+1Eu+2S		3.60	0.00	0	0	0	0	0						3.60
2	2Lz!<+2Tq	!!< q	2.98	-0.84	-5	-5	-5	-5	-5						2.14
3	SSp4		2.50	0.00	0	1	-1	-1	1						2.50
4	1Lz		0.60	0.00	0	0	0	-2	0						0.60
5	2F+1T		2.20	-0.72	-4	-5	-3	-4	-4						1.48
6	FCCoSp3		3.00	-0.50	-2	-1	-1	-3	-2						2.50
7	1A	x	1.21	x 0.00	0	0	-1	0	0						1.21
8	2S	x	1.43	x 0.00	0	0	0	0	0						1.43
9	1A	x	1.21	x 0.00	0	0	0	-1	0						1.21
10	ChSq1		3.00	0.00	0	0	0	0	0						3.00
11	CCoSp4		3.50	-0.58	-2	-1	-1	-2	-2						2.92
			<b>25.23</b>												<b>22.59</b>
Program Components				Factor											
Composition				2.67	4.00	3.50	3.25	3.25	3.75					3.50	
Presentation				2.67	3.75	3.50	3.00	3.25	3.50					3.42	
Skating Skills				2.67	4.00	3.25	3.25	3.50	3.50					3.42	
<b>Judges Total Program Component Score (factored)</b>													<b>27.61</b>		
<b>Deductions:</b>															<b>0.00</b>

## JUDGES DETAILS PER SKATER JUNIOR WOMEN FREE SKATING

Rank	Name	Nation	Starting Number	Total Segment Score	Total Element Score	Total Program Component Score (factored)				Total Deductions					
37	Nina LAZAREVIC	SLO	2	49.05	22.35	26.70				0.00					
#	Executed Elements	Info	Base Value	GOE	J1	J2	J3	J4	J5	J6	J7	J8	J9	Ref.	Scores of Panel
1	2Lzq+2Loq+2Loq	q q q	5.50	-1.05	-4	-5	-5	-5	-5						4.45
2	2A<<	<<	1.10	-0.44	-4	-4	-4	-4	-3						0.66
3	CCoSp3V		2.25	-0.23	-1	-1	0	-2	-1						2.02
4	2Lz+2Tq	q	3.40	-0.42	-2	-2	-2	-2	-2						2.98
5	FSSp2		2.30	-0.08	-1	1	0	-1	0						2.22
6	2Flq+2T<	! q <	2.84	-0.90	-5	-5	-5	-5	-5						1.94
7	ChSq1		3.00	-0.17	-1	0	0	-1	0						2.83
8	2Sq	q	1.43	x -0.26	-2	-2	-2	-2	-2						1.17
9	2Fe<	e <	1.19	x -0.54	-5	-5	-5	-4	-5						0.65
10	2S<	<	1.14	x -0.31	-2	-3	-3	-3	-3						0.83
11	FCCoSp3		3.00	-0.40	-2	-1	-1	-3	-1						2.60
			<b>27.15</b>											<b>22.35</b>	
Program Components			Factor												
Composition			2.67	3.75	3.50	3.00	3.00	3.50					3.33		
Presentation			2.67	3.75	3.25	2.50	2.75	3.75					3.25		
Skating Skills			2.67	3.75	3.00	2.75	3.50	3.75					3.42		
<b>Judges Total Program Component Score (factored)</b>													<b>26.70</b>		
<b>Deductions:</b>											<b>0.00</b>				

Rank	Name	Nation	Starting Number	Total Segment Score	Total Element Score	Total Program Component Score (factored)				Total Deductions					
38	Pheline WISSE	NED	4	45.71	18.34	27.37				0.00					
#	Executed Elements	Info	Base Value	GOE	J1	J2	J3	J4	J5	J6	J7	J8	J9	Ref.	Scores of Panel
1	2Lz+2T<	<	3.14	-0.56	-2	-3	-3	-3	-2						2.58
2	2Lz		2.10	0.00	0	0	-1	0	0						2.10
3	2S		1.30	-0.13	-1	-1	-1	-1	-1						1.17
4	1A		1.10	-0.18	-1	-1	-2	-2	-2						0.92
5	Sp		0.00	0.00	-	-	-	-	-						0.00
6	2Flq+2T<	! q <	3.12	x -0.90	-5	-5	-5	-5	-5						2.22
7	2Lo+1A+SEQ		3.08	x -0.06	0	0	-1	-1	0						3.02
8	2Feq	e q	1.58	x -0.72	-5	-5	-5	-4	-5						0.86
9	ChSq1		3.00	-0.17	0	0	-1	-2	1						2.83
10	FCCoSp1		2.00	-0.53	-3	-2	-1	-3	-3						1.47
11	SSp1		1.30	-0.13	-1	0	-1	-2	-1						1.17
			<b>21.72</b>											<b>18.34</b>	
Program Components			Factor												
Composition			2.67	4.00	3.00	3.00	3.75	4.00					3.58		
Presentation			2.67	4.00	3.25	2.25	3.00	3.50					3.25		
Skating Skills			2.67	3.50	3.00	2.75	3.75	3.75					3.42		
<b>Judges Total Program Component Score (factored)</b>													<b>27.37</b>		
<b>Deductions:</b>											<b>0.00</b>				

## JUDGES DETAILS PER SKATER JUNIOR WOMEN FREE SKATING

Rank	Name	Nation	Starting Number	Total Segment Score	Total Element Score	Total Program Component Score (factored)				Total Deductions					
39	Daniela PRUZINCOVA	SVK	1	42.34	17.85	26.49				-2.00					
#	Executed Elements	Info	Base Value	GOE	J1	J2	J3	J4	J5	J6	J7	J8	J9	Ref.	Scores of Panel
1	1A		1.10	0.00	0	0	0	0	0						1.10
2	Lo	F	0.00	0.00	-	-	-	-	-						0.00
3	2Lz!<	F ! <	1.68	-0.84	-5	-5	-5	-5	-5						0.84
4	CUSp2		2.00	-0.40	-2	-2	-2	-2	-1						1.60
5	ChSq1		3.00	-0.17	-2	0	-1	0	0						2.83
6	2F<+2T<	< <	2.48	-0.58	-4	-5	-4	-4	-4						1.90
7	2S		1.43	x 0.00	0	0	0	0	0						1.43
8	FCSp1		1.90	0.00	0	0	1	0	0						1.90
9	2Lo+1T		2.31	x -0.17	-1	-1	-2	-1	-1						2.14
10	CCoSp3		3.00	-0.50	-2	-1	-2	-4	0						2.50
11	2Lz!q	! q	2.31	x -0.70	-4	-3	-4	-3	-3						1.61
			<b>21.21</b>												<b>17.85</b>
Program Components				Factor											
Composition				2.67	3.75	3.25	3.00	3.50	3.50					3.42	
Presentation				2.67	3.50	3.00	2.50	3.50	3.25					3.25	
Skating Skills				2.67	3.75	2.75	2.75	3.50	3.50					3.25	
<b>Judges Total Program Component Score (factored)</b>													<b>26.49</b>		
<b>Deductions:</b>			Falls	-2.00	(2)									<b>-2.00</b>	

Legend:							
#	Sequence number	GOE	Grade of Execution	Jx	Judges (x=1-9)	Ref.	Referee
*	Invalid element	e	Wrong edge	<	Under-rotated jump	<<	Downgraded jump
x	Credit for highlight distribution, base value multiplied by 1.1			!	Not clear edge	REP	Jump repetition
F	Fall	q	Jump landed on the quarter				

**PANEL OF JUDGES**  
**ADVANCED NOVICE MEN**

**Officials**

Technical Controller	Ms. Vera TAUCHMANOVA	ISU
Technical Specialist	Ms. Michaela SRSNOVA	SVK
Technical Specialist	Ms. Alexandra PHILIPPOVA	AUT

**Judges**

Referee	Ms. Zsuzsanna VIKARNE-HOMOLYA	ISU
Judge No. 1	Ms. Dana MITICKA	SVK
Judge No. 2	Mr. Martin OSMERA	CZE
Judge No. 3	Ms. Katalin BALCZO	HUN
Judge No. 4	Ms. Hana BASOVA	SVK
Judge No. 5	Ms. Doreen DUECHTING	GER

**Data/Replay Operator**

Data Operator	Ms. Pia OMOVSEK	SLO
Replay Operator	Ms. Katarina KELSCHOVA	SVK

RESULTS

ADVANCED NOVICE MEN

Pl.	Name Club	Nation	Total Score	SP	FS
1	Ryszard SIUDEK	POL	114.58	2	1
2	Igor Gyula KIND	HUN	101.49	1	2
3	Niccolo BOERIS	SVK	87.52	3	3
4	Domink DRNZIK	SVK	75.79	4	4

Ms. Zsuzsanna VIKARNE-HOMOLYA, ISU

Referee



Ms. Vera TAUCHMANOVA, ISU

Technical Controller



Legend:

SP Short Program FS Free Skating Pl. Place

## JUDGES DETAILS PER SKATER ADVANCED NOVICE MEN SHORT PROGRAM

Rank	Name	Nation	Starting Number	Total Segment Score	Total Element Score	Total Program Component Score (factored)	Total Deductions										
1	Igor Gyula KIND	HUN	2	36.98	21.08	15.90	0.00										
#	Executed Elements	Info	Base Value	GOE	J1	J2	J3	J4	J5	J6	J7	J8	J9	Bonus	Ref.	Scores of Panel	
1	3Lzq	F q	5.90	-2.95	-5	-5	-5	-5	-5							2.95	
2	3Tb+2T	b	5.50	-0.56	-2	-1	0	-3	-1					1.00		5.94	
3	CCoSp3		3.00	0.00	0	0	0	0	0							3.00	
4	2Ab	b	3.30	0.11	0	0	1	0	1					1.00		4.41	
5	StSq1		1.80	0.12	0	0	1	1	1							1.92	
6	CSSp3		2.60	0.26	1	1	1	1	1							2.86	
			<b>22.10</b>													<b>21.08</b>	
<b>Program Components</b>				<b>Factor</b>													
Composition				1.20	4.50	4.25	4.75	4.25	4.75							4.50	
Presentation				1.20	4.75	4.25	4.75	4.00	4.25							4.42	
Skating Skills				1.20	4.50	4.00	5.00	4.00	4.50							4.33	
<b>Judges Total Program Component Score (factored)</b>																	<b>15.90</b>
<b>Deductions:</b>													<b>0.00</b>				

Rank	Name	Nation	Starting Number	Total Segment Score	Total Element Score	Total Program Component Score (factored)	Total Deductions										
2	Ryszard SIUDEK	POL	3	36.83	21.23	15.60	0.00										
#	Executed Elements	Info	Base Value	GOE	J1	J2	J3	J4	J5	J6	J7	J8	J9	Bonus	Ref.	Scores of Panel	
1	3Lze+2T	e	6.02	-1.42	-3	-3	-3	-4	-3							4.60	
2	3Fb	b	5.30	-0.18	0	0	0	-1	-1					1.00		6.12	
3	StSq2		2.60	0.09	0	0	1	0	1							2.69	
4	2Ab	b	3.30	0.22	1	1	0	0	1					1.00		4.52	
5	CCoSp3		3.00	0.30	1	1	1	1	1							3.30	
6	CSSp		0.00	0.00	-	-	-	-	-							0.00	
			<b>20.22</b>													<b>21.23</b>	
<b>Program Components</b>				<b>Factor</b>													
Composition				1.20	4.50	4.25	4.75	4.25	4.50							4.42	
Presentation				1.20	4.50	4.25	4.50	4.00	4.00							4.25	
Skating Skills				1.20	4.25	4.50	4.75	4.25	4.25							4.33	
<b>Judges Total Program Component Score (factored)</b>																	<b>15.60</b>
<b>Deductions:</b>													<b>0.00</b>				

Rank	Name	Nation	Starting Number	Total Segment Score	Total Element Score	Total Program Component Score (factored)	Total Deductions										
3	Niccolo BOERIS	SVK	1	34.11	18.91	15.20	0.00										
#	Executed Elements	Info	Base Value	GOE	J1	J2	J3	J4	J5	J6	J7	J8	J9	Bonus	Ref.	Scores of Panel	
1	3Sb+2T	b	5.60	-0.72	-1	-1	-2	-3	-2					1.00		5.88	
2	3T		4.20	-1.12	-2	-3	-5	-3	-2							3.08	
3	CSSp3		2.60	-0.26	-2	-1	-1	-1	0							2.34	
4	2Ab	b	3.30	0.00	0	0	0	0	-1					1.00		4.30	
5	CCoSp1V		1.50	-0.05	1	0	0	-1	-1							1.45	
6	StSq1		1.80	0.06	1	0	1	0	0							1.86	
			<b>19.00</b>													<b>18.91</b>	
<b>Program Components</b>				<b>Factor</b>													
Composition				1.20	4.25	4.50	4.50	3.25	4.50							4.42	
Presentation				1.20	4.25	4.25	4.25	3.50	4.00							4.17	
Skating Skills				1.20	4.00	4.25	4.00	3.50	4.25							4.08	
<b>Judges Total Program Component Score (factored)</b>																	<b>15.20</b>
<b>Deductions:</b>													<b>0.00</b>				



## JUDGES DETAILS PER SKATER ADVANCED NOVICE MEN SHORT PROGRAM

Rank	Name	Nation	Starting Number	Total Segment Score	Total Element Score	Total Program Component Score (factored)	Total Deductions									
4	Domink DRNZIK	SVK	4	25.38	11.58	13.80	0.00									
#	Executed Elements	Info	Base Value	GOE	J1	J2	J3	J4	J5	J6	J7	J8	J9	Bonus	Ref.	Scores of Panel
1	2Ab	b	3.30	-0.66	-2	-1	-2	-3	-2					1.00		3.64
2	3S<	F <	3.44	-1.72	-5	-5	-5	-5	-5							1.72
3	CSSp3		2.60	-0.09	-1	-1	0	0	0							2.51
4	2F+1T*	*	1.80	-0.90	-5	-5	-5	-5	-5							0.90
5	CCoSp1V		1.50	-0.25	-1	-2	-1	-2	-2							1.25
6	StSq1		1.80	-0.24	0	-2	-1	-1	-2							1.56
			<b>14.44</b>													<b>11.58</b>
Program Components				Factor												
Composition				1.20	4.25	4.00	4.00	3.50	3.75						3.92	
Presentation				1.20	4.25	3.75	4.25	3.25	3.75						3.92	
Skating Skills				1.20	4.50	3.75	3.75	3.50	3.50						3.67	
<b>Judges Total Program Component Score (factored)</b>																<b>13.80</b>
<b>Deductions:</b>																<b>0.00</b>

Legend:							
#	Sequence number	GOE	Grade of Execution	Jx	Judges (x=1-9)	Ref.	Referee
*	Invalid element	e	Wrong edge	<	Under-rotated jump	F	Fall
q	Jump landed on the quarter	b	Bonus Point for jump added to the element score				

## JUDGES DETAILS PER SKATER ADVANCED NOVICE MEN FREE SKATING

Rank	Name	Nation	Starting Number	Total Segment Score	Total Element Score	Total Program Component Score (factored)			Total Deductions							
1	Ryszard SIUDEK	POL	3	77.75	47.12	30.63			0.00							
#	Executed Elements	Info	Base Value	GOE	J1	J2	J3	J4	J5	J6	J7	J8	J9	Bonus	Ref.	Scores of Panel
1	3Lob+1Eu+3Sb	b b	9.70	-0.98	-2	-1	-2	-2	-2					2.00		10.72
2	3Lz!	!	5.90	-0.79	-1	-1	-2	-1	-2							5.11
3	3Lo		4.90	0.16	1	0	0	-1	1							5.06
4	3F+2Ab+SEQ	b	8.60	-0.18	0	0	0	-1	-1					1.00		9.42
5	FCSp1		1.90	0.06	1	0	1	-2	0							1.96
6	ChSq1		3.00	0.50	1	1	1	0	1							3.50
7	CCoSp2		2.50	0.25	2	1	1	0	1							2.75
8	2A		3.30	0.00	0	0	-1	0	2							3.30
9	3F		5.30	0.00	0	0	0	0	0							5.30
			<b>45.10</b>													<b>47.12</b>
Program Components				Factor												
Composition				2.40	4.75	4.00	3.75	4.25	4.25					4.17		
Presentation				2.40	4.75	4.50	4.00	3.75	4.00					4.17		
Skating Skills				2.40	4.50	4.50	4.25	4.00	4.50					4.42		
<b>Judges Total Program Component Score (factored)</b>														<b>30.63</b>		
<b>Deductions:</b>										<b>0.00</b>						

Rank	Name	Nation	Starting Number	Total Segment Score	Total Element Score	Total Program Component Score (factored)			Total Deductions							
2	Igor Gyula KIND	HUN	4	64.51	32.30	32.21			0.00							
#	Executed Elements	Info	Base Value	GOE	J1	J2	J3	J4	J5	J6	J7	J8	J9	Bonus	Ref.	Scores of Panel
1	3Lz	F	5.90	-2.95	-5	-5	-5	-5	-5							2.95
2	3Flb	! b	5.30	-0.35	-1	0	0	-1	-2					1.00		5.95
3	1T		0.40	-0.08	-4	-3	0	-2	-1							0.32
4	FCSp3		2.80	0.00	0	0	0	1	0							2.80
5	3Tb+1Eu+2S	b	6.00	0.00	0	0	1	0	0					1.00		7.00
6	3S		4.30	0.00	0	0	1	0	0							4.30
7	2Ab+1Eu<<+COMBO+2T*	b << *	3.30	-1.65	-5	-5	-5	-4	-5					1.00		2.65
8	ChSq1		3.00	0.33	1	0	1	0	1							3.33
9	CCoSp3		3.00	0.00	0	0	1	0	0							3.00
			<b>34.00</b>													<b>32.30</b>
Program Components				Factor												
Composition				2.40	4.50	4.25	4.50	4.50	4.50					4.50		
Presentation				2.40	4.50	4.25	4.50	4.50	4.25					4.42		
Skating Skills				2.40	4.25	4.25	4.75	4.50	4.75					4.50		
<b>Judges Total Program Component Score (factored)</b>														<b>32.21</b>		
<b>Deductions:</b>										<b>0.00</b>						

## JUDGES DETAILS PER SKATER ADVANCED NOVICE MEN FREE SKATING

Rank	Name	Nation	Starting Number	Total Segment Score	Total Element Score	Total Program Component Score (factored)	Total Deductions										
3	Niccolo BOERIS	SVK	2	53.41	24.61	28.80	0.00										
#	Executed Elements	Info	Base Value	GOE	J1	J2	J3	J4	J5	J6	J7	J8	J9	Bonus	Ref.	Scores of Panel	
1	2Ab	b	3.30	-0.22	-1	0	0	-1	-1					1.00		4.08	
2	3Tb	b	4.20	-1.68	-4	-4	-5	-4	-4					1.00		3.52	
3	3S<<	F <<	1.30	-0.65	-5	-5	-5	-5	-5							0.65	
4	2F+2T		3.10	-0.24	-1	0	-1	-2	-2							2.86	
5	1A		1.10	-0.07	0	0	-1	-1	-1							1.03	
6	CCoSp3		3.00	-0.10	1	0	0	-2	-1							2.90	
7	3SqB+1T	q b	4.70	-1.29	-3	-3	-3	-2	-3					1.00		4.41	
8	FCSp2		2.30	-0.31	-1	-1	-1	-2	-2							1.99	
9	ChSq1		3.00	0.17	1	0	0	1	0							3.17	
			<b>26.00</b>													<b>24.61</b>	
Program Components				Factor													
Composition				2.40	4.50	4.25	3.50	3.75	4.00							4.00	
Presentation				2.40	4.25	4.00	3.50	4.00	4.25							4.08	
Skating Skills				2.40	4.25	4.25	3.75	3.75	3.75							3.92	
<b>Judges Total Program Component Score (factored)</b>																<b>28.80</b>	
<b>Deductions:</b>																	<b>0.00</b>

Rank	Name	Nation	Starting Number	Total Segment Score	Total Element Score	Total Program Component Score (factored)	Total Deductions										
4	Domink DRNZIK	SVK	1	50.41	21.80	28.61	0.00										
#	Executed Elements	Info	Base Value	GOE	J1	J2	J3	J4	J5	J6	J7	J8	J9	Bonus	Ref.	Scores of Panel	
1	2Ab	b	3.30	0.00	0	0	0	0	1					1.00		4.30	
2	3Lo<	F <	3.92	-1.96	-5	-5	-5	-5	-5							1.96	
3	2F		1.80	-0.36	-2	-2	-2	-2	-2							1.44	
4	FCCSp1		2.00	-0.53	-2	-2	-3	-3	-3							1.47	
5	2F+1T		2.20	-0.18	-1	0	-1	-1	-1							2.02	
6	2Aq	q	3.30	-0.99	-4	-3	-3	-3	-3							2.31	
7	CCoSp2V		1.88	-0.13	0	-1	-1	-2	0							1.75	
8	2Lo+1Eu+2S		3.50	-0.45	-2	-3	-2	-3	-3							3.05	
9	ChSq1		3.00	0.50	1	1	1	0	1							3.50	
			<b>24.90</b>													<b>21.80</b>	
Program Components				Factor													
Composition				2.40	4.50	4.25	3.00	3.75	4.25							4.08	
Presentation				2.40	4.25	4.00	3.25	3.75	4.00							3.92	
Skating Skills				2.40	4.25	4.00	3.50	3.75	4.00							3.92	
<b>Judges Total Program Component Score (factored)</b>																<b>28.61</b>	
<b>Deductions:</b>																	<b>0.00</b>

Legend:							
#	Sequence number	GOE	Grade of Execution	Jx	Judges (x=1-9)	Ref.	Referee
*	Invalid element	<	Under-rotated jump	<<	Downgraded jump	!	Not clear edge
F	Fall	q	Jump landed on the quarter	b	Bonus Point for jump added to the element score		

**PANEL OF JUDGES**

**ADVANCED NOVICE WOMEN**

**Officials**

Technical Controller	Ms. Vera TAUCHMANOVA	ISU
Technical Specialist	Ms. Michaela SRSNOVA	SVK
Technical Specialist	Ms. Alexandra PHILIPPOVA	AUT

**Judges**

Referee	Ms. Zsuzsanna VIKARNE-HOMOLYA	ISU
Judge No. 1	Ms. Hana BASOVA	SVK
Judge No. 2	Ms. Joanna DAROS-PAWLYTA	POL
Judge No. 3	Ms. Vera PUPSOVA	CZE
Judge No. 4	Ms. Doreen DUECHTING	GER
Judge No. 5	Mr. Martin OSMERA	CZE

**Data/Replay Operator**

Data Operator	Ms. Pia OMOVSEK	SLO
Replay Operator	Ms. Katarina KELSCHOVA	SVK



# 16th Tirnavia Ice Cup International

November 1st - 3rd 2024



## RESULTS

### ADVANCED NOVICE WOMEN

27	Patricia PRADA	SVK	71.45	24	27
28	Julia SUBOCZ	POL	71.03	23	28
29	Zala KAS	SLO	68.75	30	29
30	Scarlet ZMEKOVA	SVK	67.74	21	36
31	Kristina BAGINOVA	SVK	67.16	32	31
32	Romana LEHOCKA	SVK	67.06	31	32
33	Sabina SOSNIOK	POL	66.84	34	30
34	Anna RUIS	AUT	66.61	29	35
35	Kalina POPOW	POL	64.83	38	33
36	Anastasiia MELNYK	UKR	64.71	37	34
37	Julia KOLODZIEJ	POL	61.60	36	37
38	Ela SOLOVICOVA	SVK	61.48	35	39
39	Rita Emese KELLER	HUN	59.63	39	40
40	Andreja AUSKALNYTE	LTU	59.55	40	38
41	Valeriia SAKHNENKO	UKR	51.43	41	41

Ms. Zsuzsanna VIKARNE-HOMOLYA, ISU

Referee

Ms. Vera TAUCHMANOVA, ISU

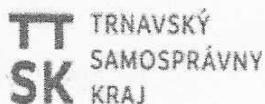
Technical Controller

Legend:

SP Short Program FS Free Skating Pl. Place

printed: 02.11.2024 13:00

Page 2 / 2



## JUDGES DETAILS PER SKATER

### ADVANCED NOVICE WOMEN SHORT PROGRAM

Rank	Name	Nation	Starting Number	Total Segment Score	Total Element Score	Total Program Component Score (factored)	Total Deductions											
1	Tereza HAVRANKOVA	CZE	17	40.50	23.91	16.59	0.00											
#	Executed Elements	Info	Base Value	GOE	J1	J2	J3	J4	J5	J6	J7	J8	J9	Bonus	Ref.	Scores of Panel		
1	3Lob	b	4.90	0.82	1	1	2	2	2					1.00		6.72		
2	3T+2Tq	q	5.50	-1.82	-4	-5	-5	-4	-4							3.68		
3	SSp3		2.10	0.14	0	0	1	1	1							2.24		
4	2Ab	b	3.30	0.55	2	1	2	2	1					1.00		4.85		
5	StSq2		2.60	0.52	2	1	2	2	2							3.12		
6	CCoSp3		3.00	0.30	0	1	1	1	1							3.30		
			<b>21.40</b>													<b>23.91</b>		
Program Components				Factor														
Composition				1.07	5.75	5.00	5.50	5.00	5.25	5.25	5.00							5.25
Presentation				1.07	5.50	5.00	5.25	5.00	5.25	5.25	5.00							5.17
Skating Skills				1.07	5.50	5.00	5.00	4.75	5.25							5.08		
<b>Judges Total Program Component Score (factored)</b>																	<b>16.59</b>	
<b>Deductions:</b>																	<b>0.00</b>	

Rank	Name	Nation	Starting Number	Total Segment Score	Total Element Score	Total Program Component Score (factored)	Total Deductions										
2	Audrey MONTIEL	FRA	18	36.88	20.56	16.32	0.00										
#	Executed Elements	Info	Base Value	GOE	J1	J2	J3	J4	J5	J6	J7	J8	J9	Bonus	Ref.	Scores of Panel	
1	3SqB+2T	q b	5.60	-0.86	-2	-2	-2	-2	-2					1.00		5.74	
2	2AqB	q b	3.30	-0.66	-2	-2	-2	-1	-2					1.00		3.64	
3	LSp3		2.40	0.56	3	0	2	2	3							2.96	
4	2Lz		2.10	0.07	0	1	0	1	0							2.17	
5	CCoSp3		3.00	0.10	-1	0	1	2	0							3.10	
6	StSq2		2.60	0.35	2	1	1	1	2							2.95	
			<b>19.00</b>													<b>20.56</b>	
Program Components				Factor													
Composition				1.07	5.25	5.00	5.00	5.00	5.00	5.50							5.08
Presentation				1.07	5.50	5.25	5.00	4.75	5.25							5.17	
Skating Skills				1.07	5.25	4.75	5.00	4.75	5.25							5.00	
<b>Judges Total Program Component Score (factored)</b>																	<b>16.32</b>
<b>Deductions:</b>																	<b>0.00</b>

Rank	Name	Nation	Starting Number	Total Segment Score	Total Element Score	Total Program Component Score (factored)	Total Deductions										
3	Darya TIMOFEEVA	CZE	11	36.76	20.98	15.78	0.00										
#	Executed Elements	Info	Base Value	GOE	J1	J2	J3	J4	J5	J6	J7	J8	J9	Bonus	Ref.	Scores of Panel	
1	2Ab	b	3.30	0.66	2	2	2	2	2					1.00		4.96	
2	3Tb	b	4.20	-0.14	-1	-1	0	1	0					1.00		5.06	
3	LSp3		2.40	0.16	1	0	0	1	1							2.56	
4	2Lz+2T		3.40	0.14	0	1	0	2	1							3.54	
5	StSq2	F	2.60	-1.04	-4	-5	-4	-4	-4							1.56	
6	CCoSp3		3.00	0.30	2	1	1	1	0							3.30	
			<b>18.90</b>													<b>20.98</b>	
Program Components				Factor													
Composition				1.07	5.25	5.00	4.75	4.50	5.25							5.00	
Presentation				1.07	5.00	4.75	4.75	4.25	5.00							4.83	
Skating Skills				1.07	5.00	5.25	4.50	4.50	5.25							4.92	
<b>Judges Total Program Component Score (factored)</b>																	<b>15.78</b>
<b>Deductions:</b>																	<b>0.00</b>

## JUDGES DETAILS PER SKATER

### ADVANCED NOVICE WOMEN SHORT PROGRAM

Rank	Name	Nation	Starting Number	Total Segment Score	Total Element Score	Total Program Component Score (factored)	Total Deductions									
4	Nela MACHOVA	CZE	15	35.55	20.75	14.80	0.00									
#	Executed Elements	Info	Base Value	GOE	J1	J2	J3	J4	J5	J6	J7	J8	J9	Bonus	Ref.	Scores of Panel
1	3Tb+2T	b	5.50	-0.84	-2	-2	-2	-2	-2					1.00		5.66
2	3S	F	4.30	-2.15	-5	-5	-5	-5	-5							2.15
3	SSp3		2.10	0.35	1	1	2	2	2							2.45
4	2Ab	b	3.30	0.33	0	1	1	2	1					1.00		4.63
5	CCoSp3		3.00	0.00	0	0	0	0	0							3.00
6	StSq2		2.60	0.26	1	1	1	1	1							2.86
			<b>20.80</b>													<b>20.75</b>
Program Components				Factor												
Composition				1.07	5.25	4.50	4.75	4.25	4.50					4.58		
Presentation				1.07	4.75	4.50	4.50	4.00	4.75					4.58		
Skating Skills				1.07	4.75	4.50	4.75	4.25	4.75					4.67		
<b>Judges Total Program Component Score (factored)</b>													<b>14.80</b>			
<b>Deductions:</b>														<b>0.00</b>		

Rank	Name	Nation	Starting Number	Total Segment Score	Total Element Score	Total Program Component Score (factored)	Total Deductions									
5	Karina SHESTERIKOVA	EST	1	35.47	20.66	14.81	0.00									
#	Executed Elements	Info	Base Value	GOE	J1	J2	J3	J4	J5	J6	J7	J8	J9	Bonus	Ref.	Scores of Panel
1	3Tb+2T	b	5.50	0.42	1	1	1	2	1					1.00		6.92
2	3Flq	! q	5.30	-1.59	-3	-3	-4	-3	-2							3.71
3	LSp3		2.40	0.40	2	1	1	2	2							2.80
4	2A<	<	2.64	-0.53	-2	-2	-2	-2	-1							2.11
5	StSq1		1.80	0.12	1	0	0	1	1							1.92
6	CCoSp3		3.00	0.20	1	-1	0	1	1							3.20
			<b>20.64</b>													<b>20.66</b>
Program Components				Factor												
Composition				1.07	4.50	4.75	4.25	4.75	5.00					4.67		
Presentation				1.07	4.25	4.50	4.25	4.50	5.25					4.42		
Skating Skills				1.07	4.50	5.00	4.50	4.75	5.25					4.75		
<b>Judges Total Program Component Score (factored)</b>													<b>14.81</b>			
<b>Deductions:</b>														<b>0.00</b>		

Rank	Name	Nation	Starting Number	Total Segment Score	Total Element Score	Total Program Component Score (factored)	Total Deductions									
6	Adela CEROVSKA	CZE	40	33.09	18.39	14.70	0.00									
#	Executed Elements	Info	Base Value	GOE	J1	J2	J3	J4	J5	J6	J7	J8	J9	Bonus	Ref.	Scores of Panel
1	2Ab	b	3.30	0.00	0	0	0	0	0					1.00		4.30
2	3S	F	4.30	-2.15	-5	-5	-5	-5	-5							2.15
3	2Lz+2T		3.40	-0.07	-1	0	0	-1	0							3.33
4	CCoSp3		3.00	0.00	0	0	0	0	0							3.00
5	SSp2		1.60	0.16	2	0	1	1	1							1.76
6	StSq3		3.30	0.55	1	2	2	1	2							3.85
			<b>18.90</b>													<b>18.39</b>
Program Components				Factor												
Composition				1.07	4.75	4.75	4.50	4.00	4.50					4.58		
Presentation				1.07	5.00	4.75	4.25	4.00	4.75					4.58		
Skating Skills				1.07	4.75	4.50	4.50	3.75	4.75					4.58		
<b>Judges Total Program Component Score (factored)</b>													<b>14.70</b>			
<b>Deductions:</b>														<b>0.00</b>		

## JUDGES DETAILS PER SKATER

### ADVANCED NOVICE WOMEN SHORT PROGRAM

Rank	Name	Nation	Starting Number	Total Segment Score	Total Element Score	Total Program Component Score (factored)	Total Deductions										
7	Emma FUKOVA	CZE	4	33.03	18.39	14.64	0.00										
#	Executed Elements	Info	Base Value	GOE	J1	J2	J3	J4	J5	J6	J7	J8	J9	Bonus	Ref.	Scores of Panel	
1	2Ab	b	3.30	0.33	1	0	1	1	2					1.00		4.63	
2	3S<	<	3.44	-0.69	-1	-2	-2	-2	-2							2.75	
3	SSp3		2.10	0.35	2	1	1	2	3							2.45	
4	2F+2T		3.10	0.18	1	1	0	1	2							3.28	
5	StSq1		1.80	0.18	1	0	1	1	2							1.98	
6	CCoSp3		3.00	0.30	3	1	1	0	1							3.30	
			<b>16.74</b>													<b>18.39</b>	
Program Components				Factor													
Composition				1.07	4.75	4.50	4.75	4.50	4.75							4.67	
Presentation				1.07	4.50	4.50	4.50	4.25	5.00							4.50	
Skating Skills				1.07	4.50	4.50	4.50	4.00	5.00							4.50	
<b>Judges Total Program Component Score (factored)</b>																	<b>14.64</b>
<b>Deductions:</b>													<b>0.00</b>				

Rank	Name	Nation	Starting Number	Total Segment Score	Total Element Score	Total Program Component Score (factored)	Total Deductions										
8	Nina STUDENA	SVK	33	32.73	17.65	15.08	0.00										
#	Executed Elements	Info	Base Value	GOE	J1	J2	J3	J4	J5	J6	J7	J8	J9	Bonus	Ref.	Scores of Panel	
1	3Tqb	q b	4.20	-1.96	-4	-5	-5	-5	-4					1.00		3.24	
2	2Aqb	q b	3.30	-0.66	-2	-2	-2	-2	-2					1.00		3.64	
3	CCoSp2		2.50	0.42	1	2	2	1	3							2.92	
4	2Lz+2T		3.40	0.00	0	0	0	-1	0							3.40	
5	StSq2		2.60	0.35	2	1	1	1	2							2.95	
6	LSp1		1.50	0.00	0	0	0	1	0							1.50	
			<b>17.50</b>													<b>17.65</b>	
Program Components				Factor													
Composition				1.07	5.50	4.75	4.75	4.00	4.75							4.75	
Presentation				1.07	5.50	4.50	4.50	4.50	5.00							4.67	
Skating Skills				1.07	5.25	4.50	4.50	4.00	5.00							4.67	
<b>Judges Total Program Component Score (factored)</b>																	<b>15.08</b>
<b>Deductions:</b>													<b>0.00</b>				

Rank	Name	Nation	Starting Number	Total Segment Score	Total Element Score	Total Program Component Score (factored)	Total Deductions										
9	Livia CHALUPSKA	SVK	26	32.66	18.67	13.99	0.00										
#	Executed Elements	Info	Base Value	GOE	J1	J2	J3	J4	J5	J6	J7	J8	J9	Bonus	Ref.	Scores of Panel	
1	2Ab	b	3.30	-0.11	-1	0	0	-1	0					1.00		4.19	
2	2F+2T		3.10	0.18	1	1	1	1	1							3.28	
3	SSp3		2.10	0.21	1	1	1	1	1							2.31	
4	CCoSp3		3.00	0.30	0	1	1	1	1							3.30	
5	2Lz!	!	2.10	-0.14	0	-1	-1	-1	0							1.96	
6	StSq3		3.30	0.33	2	1	1	1	1							3.63	
			<b>16.90</b>													<b>18.67</b>	
Program Components				Factor													
Composition				1.07	5.75	4.50	4.00	4.50	4.25							4.42	
Presentation				1.07	5.75	4.50	4.25	4.25	4.25							4.33	
Skating Skills				1.07	5.75	4.25	4.00	4.50	4.25							4.33	
<b>Judges Total Program Component Score (factored)</b>																	<b>13.99</b>
<b>Deductions:</b>													<b>0.00</b>				



## JUDGES DETAILS PER SKATER

### ADVANCED NOVICE WOMEN SHORT PROGRAM

Rank	Name	Nation	Starting Number	Total Segment Score	Total Element Score	Total Program Component Score (factored)	Total Deductions									
10	Marketa KOVARIKOVA	CZE	38	31.70	17.25	14.45	0.00									
#	Executed Elements	Info	Base Value	GOE	J1	J2	J3	J4	J5	J6	J7	J8	J9	Bonus	Ref.	Scores of Panel
1	3Sb+2T	b	5.60	0.43	1	1	0	1	1					1.00		7.03
2	3T	F	4.20	-2.10	-5	-5	-5	-5	-5							2.10
3	SSp3		2.10	0.35	2	0	1	2	2							2.45
4	2Ab	b	3.30	-0.55	-2	-2	-2	-1	-1					1.00		3.75
5	CCoSp		0.00	0.00	-	-	-	-	-							0.00
6	StSq1		1.80	0.12	1	0	0	1	1							1.92
			<b>17.00</b>													<b>17.25</b>
Program Components			Factor													
Composition			1.07	5.75	4.25	4.00	4.75	4.50	4.50					4.50		
Presentation			1.07	5.75	4.00	4.00	4.50	4.50					4.42			
Skating Skills			1.07	6.00	4.25	4.25	4.75	4.75					4.58			
<b>Judges Total Program Component Score (factored)</b>														<b>14.45</b>		
<b>Deductions:</b>														<b>0.00</b>		

Rank	Name	Nation	Starting Number	Total Segment Score	Total Element Score	Total Program Component Score (factored)	Total Deductions									
11	Anastasia SCHOENFELD	GER	3	31.20	17.02	14.18	0.00									
#	Executed Elements	Info	Base Value	GOE	J1	J2	J3	J4	J5	J6	J7	J8	J9	Bonus	Ref.	Scores of Panel
1	2Ab	b	3.30	0.22	1	0	0	1	1					1.00		4.52
2	2F+2T		3.10	0.18	1	0	1	1	1							3.28
3	CCoSp3		3.00	0.00	-1	0	0	0	2							3.00
4	2Lo		1.70	0.11	0	0	1	1	1							1.81
5	StSq1		1.80	0.30	2	1	2	1	2							2.10
6	SSp3		2.10	0.21	2	0	1	1	1							2.31
			<b>15.00</b>													<b>17.02</b>
Program Components			Factor													
Composition			1.07	4.50	4.50	4.75	4.00	4.50					4.50			
Presentation			1.07	4.50	4.25	4.75	4.25	4.50					4.42			
Skating Skills			1.07	4.25	4.25	4.50	3.75	4.75					4.33			
<b>Judges Total Program Component Score (factored)</b>														<b>14.18</b>		
<b>Deductions:</b>														<b>0.00</b>		

Rank	Name	Nation	Starting Number	Total Segment Score	Total Element Score	Total Program Component Score (factored)	Total Deductions									
12	Lea Marie CASTLUNGER	ITA	12	30.42	17.76	12.66	0.00									
#	Executed Elements	Info	Base Value	GOE	J1	J2	J3	J4	J5	J6	J7	J8	J9	Bonus	Ref.	Scores of Panel
1	3T<	F <	3.36	-1.68	-5	-5	-5	-5	-5							1.68
2	3Sb+2T	b	5.60	-0.57	-2	-1	0	-2	-1					1.00		6.03
3	CCoSp3		3.00	0.00	0	0	0	0	-1							3.00
4	StSq3		3.30	0.00	1	0	0	0	0							3.30
5	2A	F	3.30	-1.65	-5	-5	-5	-5	-5							1.65
6	SSp3		2.10	0.00	1	0	0	0	-1							2.10
			<b>20.66</b>													<b>17.76</b>
Program Components			Factor													
Composition			1.07	4.75	4.00	4.00	4.00	4.00	4.00					4.00		
Presentation			1.07	4.50	4.00	3.50	3.75	3.75					3.83			
Skating Skills			1.07	4.75	4.00	4.00	3.50	4.00					4.00			
<b>Judges Total Program Component Score (factored)</b>														<b>12.66</b>		
<b>Deductions:</b>														<b>0.00</b>		

## JUDGES DETAILS PER SKATER

### ADVANCED NOVICE WOMEN SHORT PROGRAM

Rank	Name	Nation	Starting Number	Total Segment Score	Total Element Score	Total Program Component Score (factored)	Total Deductions										
13	Viktoria SATANOVA	SVK	24	30.36	16.90	13.46	0.00										
#	Executed Elements	Info	Base Value	GOE	J1	J2	J3	J4	J5	J6	J7	J8	J9	Bonus	Ref.	Scores of Panel	
1	2Ab	b	3.30	0.00	0	0	0	-1	0					1.00		4.30	
2	2Lz+2T		3.40	0.00	0	1	0	-1	0							3.40	
3	SSp2		1.60	0.05	0	0	0	1	1							1.65	
4	StSq2		2.60	0.09	1	0	1	0	0							2.69	
5	2F		1.80	0.06	1	1	0	0	0							1.86	
6	CCoSp3		3.00	0.00	0	0	0	-1	0							3.00	
			<b>15.70</b>													<b>16.90</b>	
Program Components				Factor													
Composition				1.07	4.75	4.25	4.00	4.00	4.00							4.08	
Presentation				1.07	4.75	4.25	4.00	4.25	4.50							4.33	
Skating Skills				1.07	4.75	4.25	3.75	4.00	4.25							4.17	
<b>Judges Total Program Component Score (factored)</b>																	<b>13.46</b>
<b>Deductions:</b>													<b>0.00</b>				

Rank	Name	Nation	Starting Number	Total Segment Score	Total Element Score	Total Program Component Score (factored)	Total Deductions										
14	Katerina CERVENKOVA	CZE	20	29.89	16.16	13.73	0.00										
#	Executed Elements	Info	Base Value	GOE	J1	J2	J3	J4	J5	J6	J7	J8	J9	Bonus	Ref.	Scores of Panel	
1	3Sb	b	4.30	-1.86	-4	-5	-5	-4	-4					1.00		3.44	
2	3T+2T		5.50	-1.68	-4	-4	-4	-4	-4							3.82	
3	CCoSp3		3.00	0.30	2	1	0	1	1							3.30	
4	2A<<	<<	1.10	-0.51	-4	-5	-5	-5	-4							0.59	
5	SSp3		2.10	0.14	1	0	0	1	1							2.24	
6	StSq2		2.60	0.17	0	0	1	1	1							2.77	
			<b>18.60</b>													<b>16.16</b>	
Program Components				Factor													
Composition				1.07	4.50	4.25	4.50	4.00	4.50							4.42	
Presentation				1.07	4.25	4.00	4.00	3.75	4.50							4.08	
Skating Skills				1.07	4.50	4.25	4.25	4.25	4.50							4.33	
<b>Judges Total Program Component Score (factored)</b>																	<b>13.73</b>
<b>Deductions:</b>													<b>0.00</b>				

Rank	Name	Nation	Starting Number	Total Segment Score	Total Element Score	Total Program Component Score (factored)	Total Deductions										
15	Elen KRIVANKOVA	CZE	13	29.76	16.38	13.38	0.00										
#	Executed Elements	Info	Base Value	GOE	J1	J2	J3	J4	J5	J6	J7	J8	J9	Bonus	Ref.	Scores of Panel	
1	2Ab	b	3.30	-0.33	-1	-1	-1	-1	-1					1.00		3.97	
2	3SqB+2T	q b	5.60	-0.86	-2	-2	-2	-3	-2					1.00		5.74	
3	CCoSp2V		1.88	-0.06	0	0	0	-2	-1							1.82	
4	3T<<	<<	1.30	-0.65	-5	-5	-5	-5	-5							0.65	
5	StSq2		2.60	0.00	1	0	0	-1	0							2.60	
6	SSp2		1.60	0.00	0	0	0	0	1							1.60	
			<b>16.28</b>													<b>16.38</b>	
Program Components				Factor													
Composition				1.07	4.50	4.25	4.25	3.75	4.00							4.17	
Presentation				1.07	4.50	4.25	4.25	4.00	4.25							4.25	
Skating Skills				1.07	4.50	4.25	4.00	3.75	4.00							4.08	
<b>Judges Total Program Component Score (factored)</b>																	<b>13.38</b>
<b>Deductions:</b>													<b>0.00</b>				

## JUDGES DETAILS PER SKATER

### ADVANCED NOVICE WOMEN SHORT PROGRAM

Rank	Name	Nation	Starting Number	Total Segment Score	Total Element Score	Total Program Component Score (factored)	Total Deductions									
16	Maxima REBERNIG	AUT	39	29.36	14.75	14.61	0.00									
#	Executed Elements	Info	Base Value	GOE	J1	J2	J3	J4	J5	J6	J7	J8	J9	Bonus	Ref.	Scores of Panel
1	2Ab	b	3.30	-1.10	-3	-4	-4	-3	-3					1.00		3.20
2	2Lo+2T		3.00	0.23	0	2	1	2	1							3.23
3	SSp3		2.10	0.21	1	1	1	1	1							2.31
4	2F		1.80	0.36	1	2	2	2	2							2.16
5	StSq3		3.30	0.55	2	1	2	2	1							3.85
6	CCoSp		0.00	0.00	-	-	-	-	-							0.00
			<b>13.50</b>													<b>14.75</b>
<b>Program Components</b>			<b>Factor</b>													
	Composition			1.07	5.50	4.75	4.25	4.25	4.75							4.58
	Presentation			1.07	5.75	4.75	4.50	4.50	5.00							4.75
	Skating Skills			1.07	5.25	4.25	4.25	4.25	4.50							4.33
<b>Judges Total Program Component Score (factored)</b>																<b>14.61</b>
<b>Deductions:</b>																<b>0.00</b>

Rank	Name	Nation	Starting Number	Total Segment Score	Total Element Score	Total Program Component Score (factored)	Total Deductions									
17	Anna SERGIENKO	SLO	7	29.34	15.06	14.28	0.00									
#	Executed Elements	Info	Base Value	GOE	J1	J2	J3	J4	J5	J6	J7	J8	J9	Bonus	Ref.	Scores of Panel
1	3S<+2T	<	4.74	-0.80	-3	-2	-3	-2	-2							3.94
2	2Lz		2.10	0.21	0	1	1	1	1							2.31
3	2A<	F <	2.64	-1.32	-5	-5	-5	-5	-5							1.32
4	SSp3		2.10	0.35	3	1	1	2	2							2.45
5	StSq1		1.80	0.24	2	1	1	2	0							2.04
6	CCoSp2		2.50	0.50	2	1	2	2	3							3.00
			<b>15.88</b>													<b>15.06</b>
<b>Program Components</b>			<b>Factor</b>													
	Composition			1.07	5.25	4.50	4.50	4.50	4.25							4.50
	Presentation			1.07	4.75	4.50	4.50	4.25	4.25							4.42
	Skating Skills			1.07	4.75	4.50	4.50	4.00	4.25							4.42
<b>Judges Total Program Component Score (factored)</b>																<b>14.28</b>
<b>Deductions:</b>																<b>0.00</b>

Rank	Name	Nation	Starting Number	Total Segment Score	Total Element Score	Total Program Component Score (factored)	Total Deductions									
18	Leontina HORCICKOVA	CZE	10	29.12	16.24	13.38	-0.50									
#	Executed Elements	Info	Base Value	GOE	J1	J2	J3	J4	J5	J6	J7	J8	J9	Bonus	Ref.	Scores of Panel
1	2Ab	b	3.30	0.22	0	0	1	1	1					1.00		4.52
2	3S<	F <	3.44	-1.72	-5	-5	-5	-5	-5							1.72
3	StSq2		2.60	0.26	1	0	1	1	1							2.86
4	3Lo<+COMBO	F <	3.92	-1.96	-5	-5	-5	-5	-5							1.96
5	LSp3		2.40	0.08	0	0	0	1	1							2.48
6	CCoSp3		3.00	-0.30	-1	0	-1	-1	-2							2.70
			<b>18.66</b>													<b>16.24</b>
<b>Program Components</b>			<b>Factor</b>													
	Composition			1.07	4.25	4.25	4.25	4.25	4.50							4.25
	Presentation			1.07	4.00	4.00	4.00	4.00	4.25							4.00
	Skating Skills			1.07	4.25	4.25	4.25	4.00	4.50							4.25
<b>Judges Total Program Component Score (factored)</b>																<b>13.38</b>
<b>Deductions:</b>			Time violation													<b>-0.50</b>

## JUDGES DETAILS PER SKATER

### ADVANCED NOVICE WOMEN SHORT PROGRAM

Rank	Name	Nation	Starting Number	Total Segment Score	Total Element Score	Total Program Component Score (factored)	Total Deductions									
19	Stella HUBACKOVA	CZE	41	28.06	15.22	12.84	0.00									
#	Executed Elements	Info	Base Value	GOE	J1	J2	J3	J4	J5	J6	J7	J8	J9	Bonus	Ref.	Scores of Panel
1	3S<	<	3.44	-1.72	-5	-5	-5	-5	-5							1.72
2	2Ab	b	3.30	-0.66	-2	-2	-2	-3	-2					1.00		3.64
3	CCoSp3		3.00	-0.40	-2	-2	-2	0	0							2.60
4	2Lz+2T		3.40	0.00	0	0	0	0	0							3.40
5	StSq1		1.80	-0.18	0	-1	-1	-2	-1							1.62
6	SSp3		2.10	0.14	2	1	1	0	0							2.24
			<b>17.04</b>													<b>15.22</b>
<b>Program Components</b>				<b>Factor</b>												
Composition				1.07	4.75	3.75	4.00	3.75	4.50					4.08		
Presentation				1.07	4.50	3.50	3.75	3.50	4.25					3.83		
Skating Skills				1.07	4.50	4.00	4.00	3.50	4.25					4.08		
<b>Judges Total Program Component Score (factored)</b>												<b>12.84</b>				
<b>Deductions:</b>												<b>0.00</b>				

Rank	Name	Nation	Starting Number	Total Segment Score	Total Element Score	Total Program Component Score (factored)	Total Deductions									
20	Anezka SKORPILOVA	CZE	36	27.50	14.66	12.84	0.00									
#	Executed Elements	Info	Base Value	GOE	J1	J2	J3	J4	J5	J6	J7	J8	J9	Bonus	Ref.	Scores of Panel
1	2Ab	b	3.30	0.33	0	1	1	1	1					1.00		4.63
2	3Sq+COMBO	F q	4.30	-2.15	-5	-5	-5	-5	-5							2.15
3	CCoSp2		2.50	0.25	1	-1	1	1	1							2.75
4	3Tqb	q b	4.20	-2.10	-5	-5	-5	-5	-5					1.00		3.10
5	StSqB	F	1.50	-0.75	-5	-5	-5	-5	-5							0.75
6	SSp2		1.60	-0.32	-2	-2	-2	-2	-2							1.28
			<b>17.40</b>													<b>14.66</b>
<b>Program Components</b>				<b>Factor</b>												
Composition				1.07	4.50	3.75	4.00	4.00	4.00					4.00		
Presentation				1.07	4.50	3.75	3.75	3.75	4.00					3.83		
Skating Skills				1.07	4.50	4.00	4.25	4.00	4.25					4.17		
<b>Judges Total Program Component Score (factored)</b>												<b>12.84</b>				
<b>Deductions:</b>												<b>0.00</b>				

Rank	Name	Nation	Starting Number	Total Segment Score	Total Element Score	Total Program Component Score (factored)	Total Deductions									
21	Scarlet ZMEKOVA	SVK	37	27.41	13.64	14.27	-0.50									
#	Executed Elements	Info	Base Value	GOE	J1	J2	J3	J4	J5	J6	J7	J8	J9	Bonus	Ref.	Scores of Panel
1	3Lz<<	<<	2.10	-1.05	-4	-5	-5	-5	-5							1.05
2	3Sb+2T	b	5.60	-0.86	-2	-2	-2	-2	-1					1.00		5.74
3	LSp2		1.90	-0.06	-2	-1	-1	1	1							1.84
4	1A		1.10	-0.44	-4	-4	-5	-4	-4							0.66
5	StSq2		2.60	0.17	1	0	1	1	0							2.77
6	CCoSp2		2.50	-0.92	-4	-4	-3	-3	-4							1.58
			<b>15.80</b>													<b>13.64</b>
<b>Program Components</b>				<b>Factor</b>												
Composition				1.07	4.50	4.25	4.50	4.50	4.00					4.42		
Presentation				1.07	4.00	4.25	4.00	4.25	4.25					4.17		
Skating Skills				1.07	5.25	4.50	4.75	4.75	4.75					4.75		
<b>Judges Total Program Component Score (factored)</b>												<b>14.27</b>				
<b>Deductions:</b>				Time violation								<b>-0.50</b>				

## JUDGES DETAILS PER SKATER

### ADVANCED NOVICE WOMEN SHORT PROGRAM

Rank	Name	Nation	Starting Number	Total Segment Score	Total Element Score	Total Program Component Score (factored)	Total Deductions									
22	Martina PSURNA	CZE	2	27.07	14.52	13.55	-1.00									
#	Executed Elements	Info	Base Value	GOE	J1	J2	J3	J4	J5	J6	J7	J8	J9	Bonus	Ref.	Scores of Panel
1	3Tqb	q b	4.20	-1.40	-3	-4	-4	-3	-3					1.00		3.80
2	3S+COMBO		4.30	-2.15	-5	-5	-5	-5	-5							2.15
3	2A<	<	2.64	-1.32	-5	-5	-5	-5	-5							1.32
4	CCoSp3V		2.25	-0.08	0	-1	0	-1	1							2.17
5	StSq2		2.60	0.17	0	0	1	1	1							2.77
6	SSp3		2.10	0.21	0	1	1	1	1							2.31
			<b>18.09</b>													<b>14.52</b>
Program Components				Factor												
Composition				1.07	4.00	4.50	4.25	4.25	4.50					4.33		
Presentation				1.07	3.75	4.25	4.00	4.00	4.25					4.08		
Skating Skills				1.07	4.00	4.50	4.25	4.00	4.75					4.25		
<b>Judges Total Program Component Score (factored)</b>													<b>13.55</b>			
<b>Deductions:</b>			Time violation		-1.00							<b>-1.00</b>				

Rank	Name	Nation	Starting Number	Total Segment Score	Total Element Score	Total Program Component Score (factored)	Total Deductions								
23	Julia SUBOCZ	POL	31	26.55	14.07	12.48	0.00								
#	Executed Elements	Info	Base Value	GOE	J1	J2	J3	J4	J5	J6	J7	J8	J9	Ref.	Scores of Panel
1	2Lz+2T		3.40	0.00	0	0	0	-1	0						3.40
2	1A		1.10	0.00	0	0	0	0	0						1.10
3	SSp3		2.10	0.07	0	0	0	1	1						2.17
4	StSq2		2.60	0.00	1	0	0	0	0						2.60
5	2F		1.80	0.00	0	0	0	0	0						1.80
6	CCoSp3		3.00	0.00	-1	0	0	0	0						3.00
			<b>14.00</b>												<b>14.07</b>
Program Components				Factor											
Composition				1.07	4.00	4.25	4.00	3.75	4.00					4.00	
Presentation				1.07	4.25	4.00	4.00	3.75	3.75					3.92	
Skating Skills				1.07	4.00	3.75	3.75	3.50	3.75					3.75	
<b>Judges Total Program Component Score (factored)</b>													<b>12.48</b>		
<b>Deductions:</b>										<b>0.00</b>					

Rank	Name	Nation	Starting Number	Total Segment Score	Total Element Score	Total Program Component Score (factored)	Total Deductions								
24	Patricia PRADA	SVK	27	26.08	13.33	12.75	0.00								
#	Executed Elements	Info	Base Value	GOE	J1	J2	J3	J4	J5	J6	J7	J8	J9	Ref.	Scores of Panel
1	2Lz+2T		3.40	0.07	1	0	0	0	1						3.47
2	2F!	!	1.80	-0.24	-1	-1	-2	-2	-1						1.56
3	SSp3		2.10	0.00	0	0	0	-1	0						2.10
4	StSq2		2.60	0.00	1	0	0	0	0						2.60
5	1A		1.10	0.00	0	0	0	1	0						1.10
6	CCoSp2		2.50	0.00	0	0	0	0	0						2.50
			<b>13.50</b>												<b>13.33</b>
Program Components				Factor											
Composition				1.07	4.50	3.75	4.00	3.75	4.00					3.92	
Presentation				1.07	4.50	3.75	4.00	3.75	4.25					4.00	
Skating Skills				1.07	4.25	3.75	4.00	4.00	4.00					4.00	
<b>Judges Total Program Component Score (factored)</b>													<b>12.75</b>		
<b>Deductions:</b>										<b>0.00</b>					

## JUDGES DETAILS PER SKATER

### ADVANCED NOVICE WOMEN SHORT PROGRAM

Rank	Name	Nation	Starting Number	Total Segment Score	Total Element Score	Total Program Component Score (factored)	Total Deductions								
25	iris UMUNDUM	AUT	19	25.67	12.20	13.47	0.00								
#	Executed Elements	Info	Base Value	GOE	J1	J2	J3	J4	J5	J6	J7	J8	J9	Ref.	Scores of Panel
1	1A		1.10	0.11	1	1	1	1	1						1.21
2	2F+2T		3.10	-0.06	-1	0	0	-1	0						3.04
3	SSp3		2.10	0.35	2	1	1	2	2						2.45
4	1Lz*		0.00	0.00	-	-	-	-	-						0.00
5	StSq2		2.60	0.00	1	0	0	0	0						2.60
6	CCoSp3		3.00	-0.10	-1	-1	0	1	0						2.90
			<b>11.90</b>												<b>12.20</b>
Program Components				Factor											
Composition				1.07	5.00	4.00	4.00	4.25	4.50					4.25	
Presentation				1.07	5.25	3.75	3.75	4.00	4.75					4.17	
Skating Skills				1.07	4.75	3.75	3.75	4.25	4.50					4.17	
<b>Judges Total Program Component Score (factored)</b>											<b>13.47</b>				
<b>Deductions:</b>							<b>0.00</b>								

Rank	Name	Nation	Starting Number	Total Segment Score	Total Element Score	Total Program Component Score (factored)	Total Deductions								
26	Marie FOEDINGER	AUT	30	25.66	13.18	12.48	0.00								
#	Executed Elements	Info	Base Value	GOE	J1	J2	J3	J4	J5	J6	J7	J8	J9	Ref.	Scores of Panel
1	2F+2T		3.10	0.00	0	0	0	0	0						3.10
2	CCoSp3		3.00	0.00	0	1	0	0	-1						3.00
3	2Lz		2.10	0.14	1	0	0	1	1						2.24
4	StSq1		1.80	0.00	0	0	-1	0	0						1.80
5	1A		1.10	-0.37	-3	-4	-4	-3	-3						0.73
6	SSp3		2.10	0.21	0	1	1	1	1						2.31
			<b>13.20</b>												<b>13.18</b>
Program Components				Factor											
Composition				1.07	4.00	4.00	3.50	3.75	4.25					3.92	
Presentation				1.07	4.25	4.00	3.50	3.75	4.00					3.92	
Skating Skills				1.07	4.00	3.75	3.75	3.75	4.00					3.83	
<b>Judges Total Program Component Score (factored)</b>											<b>12.48</b>				
<b>Deductions:</b>							<b>0.00</b>								

Rank	Name	Nation	Starting Number	Total Segment Score	Total Element Score	Total Program Component Score (factored)	Total Deductions									
27	Nikol KRIVANKOVA	CZE	25	25.32	14.43	10.89	0.00									
#	Executed Elements	Info	Base Value	GOE	J1	J2	J3	J4	J5	J6	J7	J8	J9	Bonus	Ref.	Scores of Panel
1	2Ab	b	3.30	0.11	1	0	0	-1	1					1.00		4.41
2	StSq2		2.60	-0.43	-1	-2	-2	-1	-2							2.17
3	CCoSp3		3.00	-0.10	0	0	-1	-1	0							2.90
4	2Lz+COMBO		2.10	-1.05	-5	-5	-5	-5	-5							1.05
5	2F		1.80	0.00	0	0	0	-1	0							1.80
6	SSp3		2.10	0.00	0	0	0	0	0							2.10
			<b>14.90</b>													<b>14.43</b>
Program Components				Factor												
Composition				1.07	4.50	3.50	3.75	3.00	3.00					3.42		
Presentation				1.07	3.50	3.25	3.50	2.75	3.00					3.25		
Skating Skills				1.07	4.00	3.75	3.50	3.25	3.25					3.50		
<b>Judges Total Program Component Score (factored)</b>											<b>10.89</b>					
<b>Deductions:</b>							<b>0.00</b>									

## JUDGES DETAILS PER SKATER

### ADVANCED NOVICE WOMEN SHORT PROGRAM

Rank	Name	Nation	Starting Number	Total Segment Score	Total Element Score	Total Program Component Score (factored)	Total Deductions								
28	Barbora GUZIKOVA	SVK	22	24.67	12.01	12.66	0.00								
#	Executed Elements	Info	Base Value	GOE	J1	J2	J3	J4	J5	J6	J7	J8	J9	Ref.	Scores of Panel
1	2F+2Tq	q	3.10	-0.36	-2	-3	-2	-2	-2						2.74
2	2A<<	<<	1.10	-0.37	-4	-3	-3	-4	-3						0.73
3	CCoSp3		3.00	-0.60	-3	-2	-2	0	-2						2.40
4	2Lz		2.10	0.14	0	0	1	1	2						2.24
5	SSp3		2.10	0.00	0	0	0	0	1						2.10
6	StSq1		1.80	0.00	-1	0	0	0	0						1.80
			<b>13.20</b>												<b>12.01</b>
<b>Program Components</b>				<b>Factor</b>											
	Composition			1.07	4.00	3.75	4.00	4.00	3.75						3.92
	Presentation			1.07	4.00	3.75	4.00	4.25	4.00						4.00
	Skating Skills			1.07	4.00	3.75	4.00	3.75	4.00						3.92
<b>Judges Total Program Component Score (factored)</b>													<b>12.66</b>		
<b>Deductions:</b>														<b>0.00</b>	

Rank	Name	Nation	Starting Number	Total Segment Score	Total Element Score	Total Program Component Score (factored)	Total Deductions								
29	Anna RUIS	AUT	28	24.40	11.56	12.84	0.00								
#	Executed Elements	Info	Base Value	GOE	J1	J2	J3	J4	J5	J6	J7	J8	J9	Ref.	Scores of Panel
1	2F+2T<	<	2.84	-0.36	-2	-2	-2	-3	-2						2.48
2	2A<<	<<	1.10	-0.44	-4	-4	-4	-4	-3						0.66
3	SSp3		2.10	0.00	0	0	0	0	0						2.10
4	2Lo		1.70	0.00	0	0	0	0	0						1.70
5	CCoSp3V		2.25	-0.23	-1	-1	-1	-1	-1						2.02
6	StSq2		2.60	0.00	1	0	0	0	0						2.60
			<b>12.59</b>												<b>11.56</b>
<b>Program Components</b>				<b>Factor</b>											
	Composition			1.07	4.50	4.00	4.00	3.75	4.25						4.08
	Presentation			1.07	4.50	4.00	3.75	3.75	4.00						3.92
	Skating Skills			1.07	4.50	4.00	4.00	3.50	4.00						4.00
<b>Judges Total Program Component Score (factored)</b>													<b>12.84</b>		
<b>Deductions:</b>														<b>0.00</b>	

Rank	Name	Nation	Starting Number	Total Segment Score	Total Element Score	Total Program Component Score (factored)	Total Deductions								
30	Zala KAS	SLO	6	24.31	11.29	13.02	0.00								
#	Executed Elements	Info	Base Value	GOE	J1	J2	J3	J4	J5	J6	J7	J8	J9	Ref.	Scores of Panel
1	1S*+1T*	* *	0.00	0.00	-	-	-	-	-						0.00
2	2A<	F <	2.64	-1.32	-5	-5	-5	-5	-5						1.32
3	2Lz		2.10	0.21	1	0	1	1	1						2.31
4	SSp3		2.10	0.21	1	1	0	1	1						2.31
5	StSq2		2.60	0.00	-1	0	0	0	0						2.60
6	CCoSp2		2.50	0.25	0	1	1	2	1						2.75
			<b>11.94</b>												<b>11.29</b>
<b>Program Components</b>				<b>Factor</b>											
	Composition			1.07	4.50	3.75	4.00	3.75	4.50						4.08
	Presentation			1.07	4.25	3.75	3.75	3.50	4.25						3.92
	Skating Skills			1.07	4.75	4.00	4.00	3.75	4.50						4.17
<b>Judges Total Program Component Score (factored)</b>													<b>13.02</b>		
<b>Deductions:</b>														<b>0.00</b>	

## JUDGES DETAILS PER SKATER

### ADVANCED NOVICE WOMEN SHORT PROGRAM

Rank	Name	Nation	Starting Number	Total Segment Score	Total Element Score	Total Program Component Score (factored)	Total Deductions								
31	Romana LEHOCKA	SVK	23	24.20	11.81	12.39	0.00								
#	Executed Elements	Info	Base Value	GOE	J1	J2	J3	J4	J5	J6	J7	J8	J9	Ref.	Scores of Panel
1	1A		1.10	0.00	0	0	0	0	0						1.10
2	CCoSp3		3.00	-0.10	-2	0	-1	0	0						2.90
3	2F		1.80	-0.18	-1	-1	-1	-2	0						1.62
4	2Lz+2T<	<	3.14	-0.56	-2	-3	-3	-3	-2						2.58
5	StSq2		2.60	0.09	0	0	1	1	0						2.69
6	LSpB		1.20	-0.28	-3	-2	-2	-1	-3						0.92
			<b>12.84</b>												<b>11.81</b>
<b>Program Components</b>			<b>Factor</b>												
	Composition		1.07	4.00	3.75	4.25	4.00	3.75							3.92
	Presentation		1.07	4.00	3.50	4.00	4.25	3.75							3.92
	Skating Skills		1.07	3.75	3.50	3.75	3.75	4.00							3.75
<b>Judges Total Program Component Score (factored)</b>															<b>12.39</b>
<b>Deductions:</b>							<b>0.00</b>								

Rank	Name	Nation	Starting Number	Total Segment Score	Total Element Score	Total Program Component Score (factored)	Total Deductions								
32	Kristina BAGINOVA	SVK	16	24.11	11.90	12.21	0.00								
#	Executed Elements	Info	Base Value	GOE	J1	J2	J3	J4	J5	J6	J7	J8	J9	Ref.	Scores of Panel
1	2Lz		2.10	-0.21	-1	-1	-1	-2	-1						1.89
2	1A		1.10	0.00	0	0	0	0	0						1.10
3	SSp2		1.60	0.00	0	0	0	0	0						1.60
4	2F+2T		3.10	-0.30	-2	-2	-1	-2	-1						2.80
5	CCoSp2		2.50	-0.33	-1	-2	-2	-1	-1						2.17
6	StSq2		2.60	-0.26	-1	-2	-1	-1	0						2.34
			<b>13.00</b>												<b>11.90</b>
<b>Program Components</b>			<b>Factor</b>												
	Composition		1.07	4.25	3.50	4.25	3.50	4.00							3.92
	Presentation		1.07	4.00	3.50	4.00	3.50	3.75							3.75
	Skating Skills		1.07	3.75	3.50	4.00	3.75	3.75							3.75
<b>Judges Total Program Component Score (factored)</b>															<b>12.21</b>
<b>Deductions:</b>							<b>0.00</b>								

Rank	Name	Nation	Starting Number	Total Segment Score	Total Element Score	Total Program Component Score (factored)	Total Deductions								
33	Natalia MATUSKOVA	SVK	34	23.36	9.35	14.01	0.00								
#	Executed Elements	Info	Base Value	GOE	J1	J2	J3	J4	J5	J6	J7	J8	J9	Ref.	Scores of Panel
1	1A	F	1.10	-0.55	-5	-5	-5	-5	-5						0.55
2	3S<	F <	3.44	-1.72	-5	-5	-5	-5	-5						1.72
3	CCoSp		0.00	0.00	-	-	-	-	-						0.00
4	3T<<<+2T	<<	2.60	-0.65	-5	-5	-5	-4	-5						1.95
5	StSq3		3.30	0.33	2	0	1	2	0						3.63
6	LSp1		1.50	0.00	0	0	0	1	0						1.50
			<b>11.94</b>												<b>9.35</b>
<b>Program Components</b>			<b>Factor</b>												
	Composition		1.07	4.75	3.75	4.50	4.50	4.25							4.42
	Presentation		1.07	4.50	3.75	4.00	4.00	4.50							4.17
	Skating Skills		1.07	4.50	4.00	4.50	4.50	4.50							4.50
<b>Judges Total Program Component Score (factored)</b>															<b>14.01</b>
<b>Deductions:</b>							<b>0.00</b>								



## JUDGES DETAILS PER SKATER

### ADVANCED NOVICE WOMEN SHORT PROGRAM

Rank	Name	Nation	Starting Number	Total Segment Score	Total Element Score	Total Program Component Score (factored)	Total Deductions								
34	Sabina SOSNIOK	POL	29	23.15	11.56	11.59	0.00								
#	Executed Elements	Info	Base Value	GOE	J1	J2	J3	J4	J5	J6	J7	J8	J9	Ref.	Scores of Panel
1	SSp2		1.60	0.00	0	0	0	0	1						1.60
2	2Lz+2T<	<	3.14	-0.56	-2	-2	-3	-3	-3						2.58
3	1A		1.10	0.00	0	0	0	0	0						1.10
4	2F!	!	1.80	-0.24	-1	-1	-2	-2	-1						1.56
5	StSq1		1.80	-0.18	-1	0	-1	-1	-1						1.62
6	CCoSp3		3.00	0.10	0	1	0	0	1						3.10
			<b>12.44</b>												<b>11.56</b>
<b>Program Components</b>			<b>Factor</b>												
	Composition		1.07	4.00	3.75	3.50	3.50	3.50	3.50						3.58
	Presentation		1.07	3.75	3.75	3.50	3.50	3.00	3.50						3.50
	Skating Skills		1.07	3.50	3.75	3.75	3.25	3.75	3.75						3.67
<b>Judges Total Program Component Score (factored)</b>															<b>11.59</b>
<b>Deductions:</b>															<b>0.00</b>

Rank	Name	Nation	Starting Number	Total Segment Score	Total Element Score	Total Program Component Score (factored)	Total Deductions								
35	Ela SOLOVICOVA	SVK	32	23.04	11.63	11.41	0.00								
#	Executed Elements	Info	Base Value	GOE	J1	J2	J3	J4	J5	J6	J7	J8	J9	Ref.	Scores of Panel
1	CCoSp3		3.00	0.00	-1	1	0	0	0						3.00
2	2F+2T		3.10	0.00	0	0	0	0	0						3.10
3	1A		1.10	0.00	0	0	0	0	0						1.10
4	2Lzq	q	2.10	-0.42	-2	-2	-2	-2	-2						1.68
5	StSqB		1.50	-0.25	0	-1	-2	-2	-2						1.25
6	LSp1		1.50	0.00	0	0	0	0	0						1.50
			<b>12.30</b>												<b>11.63</b>
<b>Program Components</b>			<b>Factor</b>												
	Composition		1.07	4.00	3.75	3.50	3.50	3.50	3.50						3.58
	Presentation		1.07	3.75	3.75	3.50	3.25	3.25	3.25						3.50
	Skating Skills		1.07	3.75	3.75	3.50	3.25	3.50	3.50						3.58
<b>Judges Total Program Component Score (factored)</b>															<b>11.41</b>
<b>Deductions:</b>															<b>0.00</b>

Rank	Name	Nation	Starting Number	Total Segment Score	Total Element Score	Total Program Component Score (factored)	Total Deductions								
36	Julia KOLODZIEJ	POL	35	22.65	12.13	10.52	0.00								
#	Executed Elements	Info	Base Value	GOE	J1	J2	J3	J4	J5	J6	J7	J8	J9	Ref.	Scores of Panel
1	2Lz+2T		3.40	-0.07	0	0	-1	-1	0						3.33
2	1A		1.10	0.00	0	1	0	0	0						1.10
3	CCoSp2		2.50	-0.17	-3	-1	-1	0	0						2.33
4	StSq1		1.80	-0.30	-1	0	-2	-2	-2						1.50
5	2Lo		1.70	0.00	0	0	0	0	0						1.70
6	SSp3		2.10	0.07	1	1	0	0	0						2.17
			<b>12.60</b>												<b>12.13</b>
<b>Program Components</b>			<b>Factor</b>												
	Composition		1.07	3.75	3.75	3.50	3.00	3.00	3.00						3.42
	Presentation		1.07	3.75	3.50	3.25	3.25	2.75	2.75						3.33
	Skating Skills		1.07	3.00	3.75	3.25	2.75	3.00	3.00						3.08
<b>Judges Total Program Component Score (factored)</b>															<b>10.52</b>
<b>Deductions:</b>															<b>0.00</b>

## JUDGES DETAILS PER SKATER

### ADVANCED NOVICE WOMEN SHORT PROGRAM

Rank	Name	Nation	Starting Number	Total Segment Score	Total Element Score	Total Program Component Score (factored)	Total Deductions										
37	Anastasiia MELNYK	UKR	21	22.40	11.26	11.14	0.00										
#	Executed Elements	Info	Base Value	GOE	J1	J2	J3	J4	J5	J6	J7	J8	J9	Bonus	Ref.	Scores of Panel	
1	2Ab	b	3.30	-0.66	-2	-2	-3	-2	-2					1.00		3.64	
2	2Lz+2T		3.40	-0.07	0	-1	0	0	-1							3.33	
3	SSp2		1.60	-0.05	-1	-1	0	0	0							1.55	
4	2Lo		1.70	-0.40	-2	-2	-3	-4	-2							1.30	
5	StSq1		1.80	-0.36	-2	-2	-2	-2	-1							1.44	
6	CCoSp		0.00	0.00	-	-	-	-	-							0.00	
			<b>11.80</b>													<b>11.26</b>	
<b>Program Components</b>			<b>Factor</b>														
Composition			1.07	3.50	3.50	3.50	3.50	3.50	3.50							3.50	
Presentation			1.07	3.00	3.50	3.50	3.00	3.50							3.33		
Skating Skills			1.07	3.25	3.75	3.75	3.25	3.75							3.58		
<b>Judges Total Program Component Score (factored)</b>																<b>11.14</b>	
<b>Deductions:</b>																	<b>0.00</b>

Rank	Name	Nation	Starting Number	Total Segment Score	Total Element Score	Total Program Component Score (factored)	Total Deductions										
38	Kalina POPOW	POL	8	22.25	11.47	10.78	0.00										
#	Executed Elements	Info	Base Value	GOE	J1	J2	J3	J4	J5	J6	J7	J8	J9	Ref.	Scores of Panel		
1	1A		1.10	0.00	-1	0	0	0	0						1.10		
2	2F+2T		3.10	0.00	0	0	0	0	1						3.10		
3	2Lz		2.10	0.00	0	0	0	-1	0						2.10		
4	CCoSp2		2.50	-0.42	-2	-1	-1	-2	-2						2.08		
5	StSqB		1.50	-0.30	-2	-1	-2	-3	-2						1.20		
6	SSp3		2.10	-0.21	1	0	-1	-2	-2						1.89		
			<b>12.40</b>												<b>11.47</b>		
<b>Program Components</b>			<b>Factor</b>														
Composition			1.07	3.00	4.00	4.00	3.25	3.50							3.58		
Presentation			1.07	2.75	3.75	4.00	3.00	3.25							3.33		
Skating Skills			1.07	2.75	3.75	3.50	2.75	3.25							3.17		
<b>Judges Total Program Component Score (factored)</b>																<b>10.78</b>	
<b>Deductions:</b>																	<b>0.00</b>

Rank	Name	Nation	Starting Number	Total Segment Score	Total Element Score	Total Program Component Score (factored)	Total Deductions										
39	Rita Emese KELLER	HUN	9	21.73	10.57	11.16	0.00										
#	Executed Elements	Info	Base Value	GOE	J1	J2	J3	J4	J5	J6	J7	J8	J9	Ref.	Scores of Panel		
1	2A<<	F <<	1.10	-0.55	-5	-5	-5	-5	-5						0.55		
2	2Lz!	F !	2.10	-1.05	-5	-5	-5	-5	-5						1.05		
3	CCoSp3		3.00	0.00	1	0	0	-1	0						3.00		
4	StSq1		1.80	-0.12	0	0	-1	-2	-1						1.68		
5	2Fq+2T<	q <	2.84	-0.72	-3	-4	-4	-5	-4						2.12		
6	SSp3		2.10	0.07	0	0	1	0	1						2.17		
			<b>12.94</b>												<b>10.57</b>		
<b>Program Components</b>			<b>Factor</b>														
Composition			1.07	3.50	3.50	4.00	3.50	3.25							3.50		
Presentation			1.07	3.75	3.25	4.00	3.25	3.50							3.50		
Skating Skills			1.07	3.50	3.50	3.75	3.25	3.25							3.42		
<b>Judges Total Program Component Score (factored)</b>																<b>11.16</b>	
<b>Deductions:</b>																	<b>0.00</b>

## JUDGES DETAILS PER SKATER

### ADVANCED NOVICE WOMEN SHORT PROGRAM

Rank	Name	Nation	Starting Number	Total Segment Score	Total Element Score	Total Program Component Score (factored)		Total Deductions							
40	Andreja AUSKALNYTE	LTU	14	20.77	10.15	10.62		0.00							
#	Executed Elements	Info	Base Value	GOE	J1	J2	J3	J4	J5	J6	J7	J8	J9	Ref.	Scores of Panel
1	2A<<	<<	1.10	-0.55	-4	-5	-5	-5	-5						0.55
2	2Lz! <sup>+</sup> +2T	!	3.40	-0.35	-3	-1	-2	-2	-1						3.05
3	SSp1		1.30	-0.13	0	-2	-2	-1	0						1.17
4	2F		1.80	0.00	0	0	0	0	0						1.80
5	StSqB		1.50	-0.25	-1	-2	-2	-1	-3						1.25
6	CCoSp2		2.50	-0.17	0	-2	-1	0	-1						2.33
			<b>11.60</b>												<b>10.15</b>
Program Components				Factor											
Composition				1.07	3.50	3.75	3.75	3.25	3.00					3.50	
Presentation				1.07	3.25	3.50	3.50	3.00	2.75					3.25	
Skating Skills				1.07	3.00	3.50	3.25	3.25	2.75					3.17	
<b>Judges Total Program Component Score (factored)</b>													<b>10.62</b>		
<b>Deductions:</b>														<b>0.00</b>	

Rank	Name	Nation	Starting Number	Total Segment Score	Total Element Score	Total Program Component Score (factored)		Total Deductions							
41	Valeriia SAKHNENKO	UKR	5	19.60	9.07	10.53		0.00							
#	Executed Elements	Info	Base Value	GOE	J1	J2	J3	J4	J5	J6	J7	J8	J9	Ref.	Scores of Panel
1	2Lz+2T		3.40	-0.14	-3	-1	0	-1	0						3.26
2	2Lo		1.70	-0.06	-1	0	0	-1	0						1.64
3	SSp		0.00	0.00	-	-	-	-	-						0.00
4	StSq1		1.80	-0.36	-3	-2	-2	-2	-2						1.44
5	1A		1.10	-0.04	0	0	0	-2	-1						1.06
6	CCoSp2		2.50	-0.83	-3	-3	-4	-3	-4						1.67
			<b>10.50</b>												<b>9.07</b>
Program Components				Factor											
Composition				1.07	3.00	3.50	3.75	3.25	3.50					3.42	
Presentation				1.07	2.75	3.25	3.50	3.00	3.50					3.25	
Skating Skills				1.07	3.00	3.25	3.25	3.00	3.50					3.17	
<b>Judges Total Program Component Score (factored)</b>													<b>10.53</b>		
<b>Deductions:</b>														<b>0.00</b>	

Legend:							
#	Sequence number	GOE	Grade of Execution	Jx	Judges (x=1-9)	Ref.	Referee
*	Invalid element	<	Under-rotated jump	<<	Downgraded jump	!	Not clear edge
F	Fall	q	Jump landed on the quarter	b	Bonus Point for jump added to the element score		

## JUDGES DETAILS PER SKATER

### ADVANCED NOVICE WOMEN FREE SKATING

Rank	Name	Nation	Starting Number	Total Segment Score	Total Element Score	Total Program Component Score (factored)	Total Deductions										
1	Tereza HAVRANKOVA	CZE	41	75.95	42.05	33.90	0.00										
#	Executed Elements	Info	Base Value	GOE	J1	J2	J3	J4	J5	J6	J7	J8	J9	Bonus	Ref.	Scores of Panel	
1	3Lob	b	4.90	0.98	2	2	1	2	2					1.00		6.88	
2	1F		0.50	0.00	-1	0	0	0	0							0.50	
3	3Tb+2T	b	5.50	0.28	1	0	1	0	1					1.00		6.78	
4	3S+2Ab+2A+SEQ	b	10.90	-0.72	-2	-2	-1	-2	-1					1.00		11.18	
5	CCoSp3		3.00	0.30	1	1	2	1	1							3.30	
6	3Sq	q	4.30	-1.15	-2	-4	-3	-2	-3							3.15	
7	ChSq1		3.00	0.17	0	1	0	1	-1							3.17	
8	3T		4.20	0.00	0	0	0	1	0							4.20	
9	FCSp3		2.80	0.09	0	1	1	0	0							2.89	
			<b>39.10</b>													<b>42.05</b>	
Program Components				Factor													
Composition				2.13	6.25	5.25	5.25	5.25	5.50								5.33
Presentation				2.13	6.25	5.25	5.00	4.75	5.25								5.17
Skating Skills				2.13	6.00	5.50	5.50	5.00	5.25								5.42
<b>Judges Total Program Component Score (factored)</b>													<b>33.90</b>				
<b>Deductions:</b>														<b>0.00</b>			

Rank	Name	Nation	Starting Number	Total Segment Score	Total Element Score	Total Program Component Score (factored)	Total Deductions										
2	Lea Marie CASTLUNGER	ITA	30	66.30	36.28	30.02	0.00										
#	Executed Elements	Info	Base Value	GOE	J1	J2	J3	J4	J5	J6	J7	J8	J9	Bonus	Ref.	Scores of Panel	
1	2Ab+1Eu+2F	b	5.60	0.00	-2	0	0	0	0					1.00		6.60	
2	3Sb+2T	b	5.60	0.29	0	1	0	1	1					1.00		6.89	
3	3S		4.30	0.43	0	1	1	1	1							4.73	
4	FCCSp2V		1.73	-0.35	-3	-2	-2	-2	-2							1.38	
5	3Tb	b	4.20	0.28	-1	0	1	1	1					1.00		5.48	
6	2F		1.80	0.18	1	1	0	1	1							1.98	
7	ChSq1		3.00	0.67	1	1	1	2	2							3.67	
8	2A		3.30	0.00	-1	0	0	1	0							3.30	
9	CCoSp3V		2.25	0.00	-2	0	0	1	0							2.25	
			<b>31.78</b>													<b>36.28</b>	
Program Components				Factor													
Composition				2.13	4.75	4.75	4.75	4.75	4.75								4.75
Presentation				2.13	4.75	4.75	4.50	4.50	4.75								4.67
Skating Skills				2.13	4.75	4.75	4.75	4.50	4.50								4.67
<b>Judges Total Program Component Score (factored)</b>													<b>30.02</b>				
<b>Deductions:</b>														<b>0.00</b>			

## JUDGES DETAILS PER SKATER

### ADVANCED NOVICE WOMEN FREE SKATING

Rank	Name	Nation	Starting Number	Total Segment Score	Total Element Score	Total Program Component Score (factored)	Total Deductions										
3	Karina SHESTERIKOVA	EST	37	63.41	32.88	30.53	0.00										
#	Executed Elements	Info	Base Value	GOE	J1	J2	J3	J4	J5	J6	J7	J8	J9	Bonus	Ref.	Scores of Panel	
1	3Tb+2T+1A+SEQ	b	6.60	0.42	1	1	1	1	2					1.00		8.02	
2	3Fb+2T	b	6.60	-0.53	-1	-1	0	-1	-1					1.00		7.07	
3	2Ab	b	3.30	0.00	0	0	1	0	0					1.00		4.30	
4	FCSp2		2.30	0.08	0	0	0	1	1							2.38	
5	1F		0.50	0.00	-1	0	0	0	0							0.50	
6	ChSq1		3.00	0.17	2	0	0	1	-1							3.17	
7	3S		4.30	0.14	1	0	0	0	1							4.44	
8	3T*	*	0.00	0.00	-	-	-	-	-							0.00	
9	CCoSp3		3.00	0.00	1	0	0	0	0							3.00	
			<b>29.60</b>													<b>32.88</b>	
Program Components				Factor													
Composition				2.13	6.00	4.50	4.75	4.75	4.50								4.67
Presentation				2.13	5.75	4.50	4.75	4.00	4.50								4.58
Skating Skills				2.13	6.00	5.00	5.25	5.00	5.00								5.08
<b>Judges Total Program Component Score (factored)</b>														<b>30.53</b>			
<b>Deductions:</b>														<b>0.00</b>			

Rank	Name	Nation	Starting Number	Total Segment Score	Total Element Score	Total Program Component Score (factored)	Total Deductions										
4	Darya TIMOFEEVA	CZE	39	61.16	30.80	30.36	0.00										
#	Executed Elements	Info	Base Value	GOE	J1	J2	J3	J4	J5	J6	J7	J8	J9	Bonus	Ref.	Scores of Panel	
1	3T	F	4.20	-2.10	-5	-5	-5	-5	-5							2.10	
2	2Ab+1Eu+2F	b	5.60	0.00	0	0	0	1	0					1.00		6.60	
3	3Tb+2T	b	5.50	0.14	0	0	0	2	1					1.00		6.64	
4	3Lo<	F <	3.92	-1.96	-5	-5	-5	-5	-5							1.96	
5	FCSp2		2.30	-0.15	-1	-1	0	0	-1							2.15	
6	ChSq1		3.00	0.67	2	1	1	1	2							3.67	
7	2A		3.30	-0.22	-1	-1	0	-1	0							3.08	
8	2F		1.80	0.00	-1	0	0	0	0							1.80	
9	CCoSp3		3.00	-0.20	-2	0	0	-1	-1							2.80	
			<b>32.62</b>													<b>30.80</b>	
Program Components				Factor													
Composition				2.13	5.25	4.75	4.50	4.50	4.50								4.58
Presentation				2.13	5.50	5.00	4.50	4.25	4.75								4.75
Skating Skills				2.13	5.50	5.00	5.00	4.75	4.75								4.92
<b>Judges Total Program Component Score (factored)</b>														<b>30.36</b>			
<b>Deductions:</b>														<b>0.00</b>			

## JUDGES DETAILS PER SKATER ADVANCED NOVICE WOMEN FREE SKATING

Rank	Name	Nation	Starting Number	Total Segment Score	Total Element Score	Total Program Component Score (factored)			Total Deductions							
5	Adela CEROVSKA	CZE	36	59.09	27.84	31.25			0.00							
#	Executed Elements	Info	Base Value	GOE	J1	J2	J3	J4	J5	J6	J7	J8	J9	Bonus	Ref.	Scores of Panel
1	2Ab+2T+1A+SEQ	b	5.70	0.00	-1	0	0	0	0					1.00		6.70
2	2S		1.30	-0.30	-2	-3	-3	-2	-2							1.00
3	ChSq1		3.00	0.67	1	1	2	1	2							3.67
4	2A		3.30	0.33	1	0	1	1	1							3.63
5	2S		1.30	-0.04	-1	0	0	-1	0							1.26
6	CCoSp3		3.00	0.30	1	1	1	1	1							3.30
7	2F+2T		3.10	0.00	0	0	0	0	0							3.10
8	2Lz		2.10	0.00	1	0	0	0	0							2.10
9	FCSp3		2.80	0.28	1	1	1	0	2							3.08
			<b>25.60</b>													<b>27.84</b>
Program Components				Factor												
Composition				2.13	5.50	4.25	5.50	4.50	4.75					4.92		
Presentation				2.13	5.00	4.50	5.75	4.50	5.00					4.83		
Skating Skills				2.13	5.50	4.25	5.25	4.50	5.00					4.92		
<b>Judges Total Program Component Score (factored)</b>														<b>31.25</b>		
<b>Deductions:</b>																<b>0.00</b>

Rank	Name	Nation	Starting Number	Total Segment Score	Total Element Score	Total Program Component Score (factored)			Total Deductions							
6	Maxima REBERNIG	AUT	26	57.90	27.37	30.53			0.00							
#	Executed Elements	Info	Base Value	GOE	J1	J2	J3	J4	J5	J6	J7	J8	J9	Bonus	Ref.	Scores of Panel
1	2Ab	b	3.30	-0.99	-2	-3	-3	-3	-3					1.00		3.31
2	2Lo+2T		3.00	0.17	1	1	0	1	1							3.17
3	2S		1.30	0.09	1	0	0	1	1							1.39
4	2A		3.30	-0.55	-2	-2	-2	-1	-1							2.75
5	CCoSp3		3.00	0.30	1	1	1	1	1							3.30
6	2F+2T+2Lo		4.80	0.18	1	1	0	1	1							4.98
7	2F		1.80	0.18	1	1	1	1	2							1.98
8	ChSq1		3.00	0.50	2	1	1	1	1							3.50
9	FCSp3		2.80	0.19	0	1	0	1	1							2.99
			<b>26.30</b>													<b>27.37</b>
Program Components				Factor												
Composition				2.13	5.00	4.75	4.75	4.25	5.00					4.83		
Presentation				2.13	5.00	4.75	4.50	4.50	5.00					4.75		
Skating Skills				2.13	5.00	4.50	4.75	4.75	4.75					4.75		
<b>Judges Total Program Component Score (factored)</b>														<b>30.53</b>		
<b>Deductions:</b>																<b>0.00</b>

## JUDGES DETAILS PER SKATER

### ADVANCED NOVICE WOMEN FREE SKATING

Rank	Name	Nation	Starting Number	Total Segment Score	Total Element Score	Total Program Component Score (factored)			Total Deductions							
7	Elen KRIVANKOVA	CZE	27	57.15	28.74	28.41			0.00							
#	Executed Elements	Info	Base Value	GOE	J1	J2	J3	J4	J5	J6	J7	J8	J9	Bonus	Ref.	Scores of Panel
1	2Ab+2A+1A+SEQ	b	7.70	-0.55	-2	-2	-2	-1	-1					1.00		8.15
2	3Sb+2T	b	5.60	0.00	0	0	0	0	0					1.00		6.60
3	3T<<	F <<	1.30	-0.65	-5	-5	-5	-5	-5							0.65
4	2F		1.80	0.18	1	0	1	1	2							1.98
5	CCoSp3		3.00	0.00	0	0	0	0	1							3.00
6	2S<<	<<	0.40	-0.20	-5	-5	-5	-5	-5							0.20
7	ChSq1		3.00	0.50	1	1	1	0	1							3.50
8	2F		1.80	0.06	1	1	0	0	0							1.86
9	FCSp3		2.80	0.00	-2	0	0	0	0							2.80
			<b>27.40</b>													<b>28.74</b>
Program Components				Factor												
Composition				2.13	4.75	4.75	4.25	4.25	4.25	4.25					4.42	
Presentation				2.13	5.00	4.75	4.25	4.00	4.25					4.42		
Skating Skills				2.13	4.75	4.75	4.50	4.00	4.25					4.50		
<b>Judges Total Program Component Score (factored)</b>														<b>28.41</b>		
<b>Deductions:</b>																<b>0.00</b>

Rank	Name	Nation	Starting Number	Total Segment Score	Total Element Score	Total Program Component Score (factored)			Total Deductions							
8	Emma FUKOVA	CZE	35	56.78	25.89	30.89			0.00							
#	Executed Elements	Info	Base Value	GOE	J1	J2	J3	J4	J5	J6	J7	J8	J9	Bonus	Ref.	Scores of Panel
1	2Ab	b	3.30	-0.77	-2	-3	-3	-2	-2					1.00		3.53
2	2Lo		1.70	0.17	1	0	1	1	1							1.87
3	3S<<+2T	<<	2.60	-0.48	-3	-4	-4	-4	-3							2.12
4	FCSp2		2.30	-0.38	-3	-1	-1	-2	-2							1.92
5	2A+1A+2T+SEQ		5.70	-0.11	-1	0	0	-1	0							5.59
6	2F		1.80	0.00	0	0	0	1	0							1.80
7	2F		1.80	0.06	0	1	1	0	0							1.86
8	ChSq1		3.00	1.00	2	2	2	1	2							4.00
9	CCoSp3		3.00	0.20	0	0	1	1	1							3.20
			<b>25.20</b>													<b>25.89</b>
Program Components				Factor												
Composition				2.13	5.50	4.50	5.50	4.75	4.50					4.92		
Presentation				2.13	5.25	4.50	5.50	4.50	4.75					4.83		
Skating Skills				2.13	5.25	4.25	5.25	4.50	4.50					4.75		
<b>Judges Total Program Component Score (factored)</b>														<b>30.89</b>		
<b>Deductions:</b>																<b>0.00</b>

## JUDGES DETAILS PER SKATER

### ADVANCED NOVICE WOMEN FREE SKATING

Rank	Name	Nation	Starting Number	Total Segment Score	Total Element Score	Total Program Component Score (factored)			Total Deductions							
9	Livia CHALUPSKA	SVK	33	55.44	26.31	29.13			0.00							
#	Executed Elements	Info	Base Value	GOE	J1	J2	J3	J4	J5	J6	J7	J8	J9	Bonus	Ref.	Scores of Panel
1	2F+2Ab+SEQ	b	5.10	-0.99	-4	-3	-3	-3	-3					1.00		5.11
2	2Lo		1.70	0.06	1	0	0	0	1							1.76
3	3S<<	<<	1.30	-0.48	-4	-4	-4	-3	-3							0.82
4	2A		3.30	0.22	1	0	0	1	1							3.52
5	CCoSp2V		1.88	0.19	1	0	1	1	1							2.07
6	2Lz+2T+2T		4.70	0.07	1	1	0	0	0							4.77
7	2Lz		2.10	0.21	1	0	1	1	1							2.31
8	FCSp2		2.30	0.15	1	1	0	0	1							2.45
9	ChSq1		3.00	0.50	2	0	1	1	1							3.50
			<b>25.38</b>													<b>26.31</b>
Program Components				Factor												
Composition				2.13	5.75	4.25	4.00	4.75	4.50				4.50			
Presentation				2.13	5.75	4.25	4.00	4.50	4.75				4.50			
Skating Skills				2.13	5.75	4.50	4.50	4.50	5.00				4.67			
<b>Judges Total Program Component Score (factored)</b>														<b>29.13</b>		
<b>Deductions:</b>																<b>0.00</b>

Rank	Name	Nation	Starting Number	Total Segment Score	Total Element Score	Total Program Component Score (factored)			Total Deductions							
10	Marketa KOVARIKOVA	CZE	32	53.69	26.73	26.96			0.00							
#	Executed Elements	Info	Base Value	GOE	J1	J2	J3	J4	J5	J6	J7	J8	J9	Bonus	Ref.	Scores of Panel
1	3Sb	b	4.30	-1.72	-4	-4	-4	-4	-4					1.00		3.58
2	3Tq	F q	4.20	-2.10	-5	-5	-5	-5	-5							2.10
3	3S+2A<+SEQ	F <	6.94	-2.15	-5	-5	-5	-5	-5							4.79
4	FCSp1		1.90	0.06	1	0	0	0	1							1.96
5	2Ab	b	3.30	-0.88	-2	-3	-3	-3	-2					1.00		3.42
6	2Lz		2.10	0.00	0	0	0	0	0							2.10
7	ChSq1		3.00	0.00	0	0	0	0	1							3.00
8	2Lz+2T		3.40	-0.42	-2	-2	-2	-2	-2							2.98
9	CCoSp3		3.00	-0.20	-1	-1	-1	0	0							2.80
			<b>32.14</b>													<b>26.73</b>
Program Components				Factor												
Composition				2.13	4.75	4.25	4.00	4.25	4.25				4.25			
Presentation				2.13	4.75	4.00	3.75	4.00	4.25				4.08			
Skating Skills				2.13	5.00	4.25	4.25	4.25	4.50				4.33			
<b>Judges Total Program Component Score (factored)</b>														<b>26.96</b>		
<b>Deductions:</b>																<b>0.00</b>



## JUDGES DETAILS PER SKATER ADVANCED NOVICE WOMEN FREE SKATING

Rank	Name	Nation	Starting Number	Total Segment Score	Total Element Score	Total Program Component Score (factored)	Total Deductions										
11	Nina STUDENA	SVK	34	53.21	25.53	27.68	0.00										
#	Executed Elements	Info	Base Value	GOE	J1	J2	J3	J4	J5	J6	J7	J8	J9	Bonus	Ref.	Scores of Panel	
1	1T		0.40	-0.12	-3	-3	-3	-3	-4							0.28	
2	3Tqb+2T	q b	5.50	-1.68	-4	-4	-4	-4	-4					1.00		4.82	
3	FCCSp3		2.80	0.00	0	1	0	0	0							2.80	
4	2Aqb+2T*+2Loq	q b * q	5.00	-1.32	-4	-3	-4	-4	-4					1.00		4.68	
5	2Aq	q	3.30	-0.66	-2	-2	-2	-2	-2							2.64	
6	2F		1.80	0.18	1	0	1	1	2							1.98	
7	2Lz		2.10	-0.07	0	-1	0	-1	0							2.03	
8	ChSq1		3.00	0.00	1	0	0	0	0							3.00	
9	CCoSp3		3.00	0.30	1	1	1	1	0							3.30	
			<b>26.90</b>													<b>25.53</b>	
Program Components				Factor													
Composition				2.13	5.00	4.25	4.50	4.25	4.25								4.33
Presentation				2.13	5.00	4.00	4.50	4.00	4.25								4.25
Skating Skills				2.13	5.25	4.25	4.50	4.25	4.50								4.42
<b>Judges Total Program Component Score (factored)</b>														<b>27.68</b>			
<b>Deductions:</b>														<b>0.00</b>			

Rank	Name	Nation	Starting Number	Total Segment Score	Total Element Score	Total Program Component Score (factored)	Total Deductions										
12	Anna SERGIENKO	SLO	25	52.97	24.21	28.76	0.00										
#	Executed Elements	Info	Base Value	GOE	J1	J2	J3	J4	J5	J6	J7	J8	J9	Bonus	Ref.	Scores of Panel	
1	3S<<+1Eu+2S	<<	3.10	-0.48	-4	-4	-5	-3	-3							2.62	
2	2Lz+2T		3.40	0.00	0	0	0	0	0							3.40	
3	2Aqb	q b	3.30	-0.55	-2	-2	0	-2	-1					1.00		3.75	
4	3S<<	F <<	1.30	-0.65	-5	-5	-5	-5	-5							0.65	
5	FCCSp3		2.80	0.56	2	3	2	2	2							3.36	
6	2Lz		2.10	0.14	0	0	1	1	1							2.24	
7	ChSq1		3.00	0.50	2	1	1	1	1							3.50	
8	2A<	<	2.64	-0.53	-2	-2	-2	-2	-2							2.11	
9	CCoSp2		2.50	0.08	0	0	1	1	-1							2.58	
			<b>24.14</b>													<b>24.21</b>	
Program Components				Factor													
Composition				2.13	4.75	4.25	4.50	4.50	4.50								4.50
Presentation				2.13	4.75	4.50	4.50	4.75	4.50								4.58
Skating Skills				2.13	4.00	4.25	5.00	4.50	4.50								4.42
<b>Judges Total Program Component Score (factored)</b>														<b>28.76</b>			
<b>Deductions:</b>														<b>0.00</b>			

## JUDGES DETAILS PER SKATER

### ADVANCED NOVICE WOMEN FREE SKATING

Rank	Name	Nation	Starting Number	Total Segment Score	Total Element Score	Total Program Component Score (factored)			Total Deductions							
13	Stella HUBACKOVA	CZE	23	51.54	26.17	25.37			0.00							
#	Executed Elements	Info	Base Value	GOE	J1	J2	J3	J4	J5	J6	J7	J8	J9	Bonus	Ref.	Scores of Panel
1	3S	F	4.30	-2.15	-5	-5	-5	-5	-5							2.15
2	2Lz+2Lo		3.80	0.00	0	0	0	0	1							3.80
3	2Ab	b	3.30	-0.99	-2	-3	-4	-3	-3					1.00		3.31
4	2F!	!	1.80	-0.06	0	-1	0	-2	0							1.74
5	CCoSp3		3.00	0.10	1	0	1	0	0							3.10
6	2A+1A+2T+SEQ		5.70	-0.11	-1	0	0	-1	0							5.59
7	ChSq1		3.00	0.00	1	0	0	0	0							3.00
8	2Fe	e	1.44	-0.34	-2	-2	-3	-3	-1							1.10
9	FCSp2		2.30	0.08	0	1	1	0	0							2.38
			<b>28.64</b>													<b>26.17</b>
Program Components				Factor												
Composition				2.13	4.25	4.00	4.00	4.00	3.75				4.00			
Presentation				2.13	4.00	4.00	3.75	3.50	3.75				3.83			
Skating Skills				2.13	4.50	4.25	4.00	3.75	4.00				4.08			
<b>Judges Total Program Component Score (factored)</b>														<b>25.37</b>		
<b>Deductions:</b>																<b>0.00</b>

Rank	Name	Nation	Starting Number	Total Segment Score	Total Element Score	Total Program Component Score (factored)			Total Deductions							
14	Anastasia SCHOENFELD	GER	31	51.14	23.46	27.68			0.00							
#	Executed Elements	Info	Base Value	GOE	J1	J2	J3	J4	J5	J6	J7	J8	J9	Bonus	Ref.	Scores of Panel
1	2Ab	b	3.30	0.22	-1	1	0	1	1					1.00		4.52
2	2F+1Eu+2S		3.60	-0.06	0	-1	-1	0	0							3.54
3	2S		1.30	0.00	0	0	0	0	1							1.30
4	FCSp3		2.80	0.09	0	0	0	1	1							2.89
5	A		0.00	0.00	-	-	-	-	-							0.00
6	2F+2T		3.10	0.12	1	0	0	1	1							3.22
7	ChSq1		3.00	0.50	1	1	1	1	1							3.50
8	2Lze	e	1.68	-0.39	-2	-2	-3	-3	-2							1.29
9	CCoSp3		3.00	0.20	1	1	0	0	1							3.20
			<b>21.78</b>													<b>23.46</b>
Program Components				Factor												
Composition				2.13	5.00	4.50	4.25	4.50	4.25				4.42			
Presentation				2.13	5.00	4.25	4.50	4.25	4.00				4.33			
Skating Skills				2.13	5.00	4.25	4.25	4.25	4.25				4.25			
<b>Judges Total Program Component Score (factored)</b>														<b>27.68</b>		
<b>Deductions:</b>																<b>0.00</b>

## JUDGES DETAILS PER SKATER

### ADVANCED NOVICE WOMEN FREE SKATING

Rank	Name	Nation	Starting Number	Total Segment Score	Total Element Score	Total Program Component Score (factored)				Total Deductions					
15	Martina PSURNA	CZE	20	49.86	22.88	26.98				0.00					
#	Executed Elements	Info	Base Value	GOE	J1	J2	J3	J4	J5	J6	J7	J8	J9	Ref.	Scores of Panel
1	3Sb+2Abq+1A+SEQ	b	5.40	-0.86	-2	-2	-2	-3	-2						4.54
2	3T<	F <	3.36	-1.68	-5	-5	-5	-5	-5						1.68
3	2A		3.30	-0.11	-1	0	0	-1	0						3.19
4	2F+2T		3.10	0.00	-1	0	0	0	0						3.10
5	FCCSp2		2.30	-0.15	-3	-1	0	0	-1						2.15
6	ChSq1		3.00	0.50	1	0	1	1	1						3.50
7	1Lo		0.50	0.00	0	0	0	0	0						0.50
8	2Lz!	!	2.10	-0.28	-2	-1	-1	-2	-1						1.82
9	CCoSp3V		2.25	0.15	0	-1	1	1	1						2.40
			<b>25.31</b>												<b>22.88</b>
Program Components				Factor											
Composition				2.13	4.00	4.00	4.50	4.00	4.50					4.17	
Presentation				2.13	4.00	4.00	4.75	4.25	4.25					4.17	
Skating Skills				2.13	4.50	4.25	4.50	4.00	4.25					4.33	
<b>Judges Total Program Component Score (factored)</b>															<b>26.98</b>
<b>Deductions:</b>															<b>0.00</b>

Rank	Name	Nation	Starting Number	Total Segment Score	Total Element Score	Total Program Component Score (factored)				Total Deductions						
16	Nikol KRIVANKOVA	CZE	15	49.75	25.27	24.48				0.00						
#	Executed Elements	Info	Base Value	GOE	J1	J2	J3	J4	J5	J6	J7	J8	J9	Bonus	Ref.	Scores of Panel
1	2Ab+2T+1A+SEQ	b	5.70	-0.33	-3	-1	-1	-1	-1					1.00		6.37
2	1S		0.40	-0.15	-4	-3	-4	-3	-5							0.25
3	2A		3.30	0.22	0	1	0	1	1							3.52
4	2Lz		2.10	-0.07	-1	0	0	-1	0							2.03
5	CCoSp3		3.00	-0.30	-1	-1	-1	-1	-2							2.70
6	2Lz+2T		3.40	0.00	-2	0	0	0	0							3.40
7	2F!	!	1.80	-0.18	-1	-1	-1	-2	-1							1.62
8	ChSq1		3.00	0.00	1	0	0	0	0							3.00
9	FCSp2		2.30	0.08	1	0	-1	0	1							2.38
			<b>25.00</b>												<b>25.27</b>	
Program Components				Factor												
Composition				2.13	4.00	3.50	4.00	3.75	3.75					3.83		
Presentation				2.13	3.75	3.50	4.00	3.25	3.50					3.58		
Skating Skills				2.13	4.25	4.25	4.25	3.50	3.75					4.08		
<b>Judges Total Program Component Score (factored)</b>															<b>24.48</b>	
<b>Deductions:</b>															<b>0.00</b>	

## JUDGES DETAILS PER SKATER

### ADVANCED NOVICE WOMEN FREE SKATING

Rank	Name	Nation	Starting Number	Total Segment Score	Total Element Score	Total Program Component Score (factored)			Total Deductions							
17	Katerina CERVENKOVA	CZE	28	49.61	23.88	25.73			0.00							
#	Executed Elements	Info	Base Value	GOE	J1	J2	J3	J4	J5	J6	J7	J8	J9	Bonus	Ref.	Scores of Panel
1	2Ab+2A+1A+SEQ	b	7.70	-0.11	-2	0	0	-1	0					1.00		8.59
2	3Lo<<	F <<	1.70	-0.85	-5	-5	-5	-5	-5							0.85
3	3S<<	F <<	1.30	-0.65	-5	-5	-5	-5	-5							0.65
4	3T<	F <	3.36	-1.68	-5	-5	-5	-5	0							1.68
5	FCSp2		2.30	-0.23	-1	-1	-1	-1	-1							2.07
6	2Lz		2.10	0.14	1	0	0	1	1							2.24
7	ChSq1		3.00	0.00	0	1	0	0	0							3.00
8	2Fe+2T	e	2.74	-0.34	-2	-2	-3	-4	-2							2.40
9	CCoSp3V		2.25	0.15	-1	1	1	1	0							2.40
			<b>26.45</b>													<b>23.88</b>
Program Components				Factor												
Composition				2.13	4.50	4.00	4.00	4.00	3.75				4.00			
Presentation				2.13	4.25	4.00	3.75	3.75	3.75				3.83			
Skating Skills				2.13	4.25	4.25	4.25	4.25	4.25				4.25			
<b>Judges Total Program Component Score (factored)</b>														<b>25.73</b>		
<b>Deductions:</b>															<b>0.00</b>	

Rank	Name	Nation	Starting Number	Total Segment Score	Total Element Score	Total Program Component Score (factored)			Total Deductions							
18	Natalia MATUSKOVA	SVK	9	48.83	23.27	25.56			0.00							
#	Executed Elements	Info	Base Value	GOE	J1	J2	J3	J4	J5	J6	J7	J8	J9	Bonus	Ref.	Scores of Panel
1	1A		1.10	0.00	-1	0	0	0	0							1.10
2	3Sb	b	4.30	-0.86	-2	-3	-2	-2	-2					1.00		4.44
3	CCoSp3		3.00	-0.10	-2	0	0	1	-1							2.90
4	3T<	F <	3.36	-1.68	-5	-5	-5	-5	-5							1.68
5	3T<+REP	F <	2.35	-1.68	-3	-5	-5	-5	-5							0.67
6	ChSq1		3.00	0.50	2	1	0	1	1							3.50
7	2Lz+2Lo+1Lo		4.30	-0.56	-3	-3	-3	-2	-1							3.74
8	2Lz+2T		3.40	0.00	-2	0	0	0	0							3.40
9	FCCSp2		2.30	-0.46	-4	-2	-2	-1	-2							1.84
			<b>27.11</b>													<b>23.27</b>
Program Components				Factor												
Composition				2.13	4.25	4.00	4.25	4.00	3.75				4.08			
Presentation				2.13	3.75	4.00	4.00	3.75	4.00				3.92			
Skating Skills				2.13	3.75	4.00	4.25	4.00	4.00				4.00			
<b>Judges Total Program Component Score (factored)</b>														<b>25.56</b>		
<b>Deductions:</b>															<b>0.00</b>	

## JUDGES DETAILS PER SKATER

### ADVANCED NOVICE WOMEN FREE SKATING

Rank	Name	Nation	Starting Number	Total Segment Score	Total Element Score	Total Program Component Score (factored)	Total Deductions								
19	Audrey MONTIEL	FRA	40	47.72	19.13	28.59	0.00								
#	Executed Elements	Info	Base Value	GOE	J1	J2	J3	J4	J5	J6	J7	J8	J9	Ref.	Scores of Panel
1	3S<	F <	3.44	-1.72	-5	-5	-5	-5	-5						1.72
2	3S<<+REP	F <<	0.91	-0.65	-5	-5	-5	-5	-5						0.26
3	2A<	<	2.64	-1.32	-5	-5	-5	-5	-5						1.32
4	CCoSp3		3.00	0.30	2	1	1	1	1						3.30
5	2A<+2Tq	< q	3.94	-1.23	-4	-5	-5	-5	-4						2.71
6	FCSp		0.00	0.00	-	-	-	-	-						0.00
7	2Lz+2T+2Loq	F q	5.10	-1.05	-5	-5	-5	-5	-5						4.05
8	2Lz		2.10	0.00	-5	0	0	1	0						2.10
9	ChSq1		3.00	0.67	2	1	1	1	2						3.67
			<b>24.13</b>												<b>19.13</b>
Program Components				Factor											
Composition				2.13	5.25	4.50	4.50	4.75	4.25					4.58	
Presentation				2.13	5.50	4.25	4.00	4.00	4.25					4.17	
Skating Skills				2.13	5.50	4.25	4.75	4.50	4.75					4.67	
<b>Judges Total Program Component Score (factored)</b>											<b>28.59</b>				

Deductions:

0.00

Rank	Name	Nation	Starting Number	Total Segment Score	Total Element Score	Total Program Component Score (factored)	Total Deductions									
20	Leontina HORCICKOVA	CZE	24	47.28	22.56	25.22	-0.50									
#	Executed Elements	Info	Base Value	GOE	J1	J2	J3	J4	J5	J6	J7	J8	J9	Bonus	Ref.	Scores of Panel
1	2Ab	b	3.30	-0.33	-1	-1	-1	-1	-1					1.00		3.97
2	3Lo<+2T<<	< <<	4.32	-1.96	-5	-5	-5	-5	-5							2.36
3	3S<	F <	3.44	-1.72	-5	-5	-5	-5	-5							1.72
4	3S<<+REP	F <	2.41	-1.72	-5	-5	-5	-5	-5							0.69
5	2A		3.30	-1.32	-4	-4	-4	-4	-4							1.98
6	FCCSp3		2.80	0.28	2	1	1	0	1							3.08
7	ChSq1		3.00	0.33	2	1	1	0	0							3.33
8	2Lo+2T+1A+SEQ		4.10	-0.11	-1	-1	0	-1	0							3.99
9	CCoSp2V		1.88	-0.44	-4	-2	-2	-2	-3							1.44
			<b>28.55</b>													<b>22.56</b>
Program Components				Factor												
Composition				2.13	4.75	4.25	4.00	3.75	3.75					4.00		
Presentation				2.13	4.75	4.00	3.50	3.25	3.50					3.67		
Skating Skills				2.13	4.75	4.25	4.25	4.00	4.00					4.17		
<b>Judges Total Program Component Score (factored)</b>											<b>25.22</b>					
<b>Deductions:</b>			Falls	-0.50 (1)							<b>-0.50</b>					

## JUDGES DETAILS PER SKATER ADVANCED NOVICE WOMEN FREE SKATING

Rank	Name	Nation	Starting Number	Total Segment Score	Total Element Score	Total Program Component Score (factored)				Total Deductions						
21	Barbora GUZIKOVA	SVK	14	47.06	22.20	24.86				0.00						
#	Executed Elements	Info	Base Value	GOE	J1	J2	J3	J4	J5	J6	J7	J8	J9	Ref.	Scores of Panel	
1	1A		1.10	0.00	0	0	0	0	0						1.10	
2	2Lz+2T+1A+SEQ		4.50	0.00	0	0	0	0	1						4.50	
3	2Lo		1.70	0.11	1	0	0	1	1						1.81	
4	2F!	!	1.80	-0.18	-1	-1	-1	-2	-1						1.62	
5	FCSp3		2.80	-0.09	-1	0	-1	0	0						2.71	
6	ChSq1		3.00	0.00	0	0	0	0	0						3.00	
7	2F		1.80	-0.24	-2	-1	-1	-2	-1						1.56	
8	2Lz+2T		3.40	0.00	0	0	0	0	1						3.40	
9	CCoSp3		3.00	-0.50	-3	-2	-1	-1	-2						2.50	
			<b>23.10</b>												<b>22.20</b>	
Program Components				Factor												
Composition				2.13	4.00	3.75	4.25	3.75	4.00						3.92	
Presentation				2.13	3.50	3.75	4.00	3.75	4.25						3.83	
Skating Skills				2.13	3.75	4.00	4.00	3.50	4.00						3.92	
<b>Judges Total Program Component Score (factored)</b>															<b>24.86</b>	
<b>Deductions:</b>																<b>0.00</b>

Rank	Name	Nation	Starting Number	Total Segment Score	Total Element Score	Total Program Component Score (factored)				Total Deductions						
22	Viktoria SATANOVA	SVK	29	46.94	20.85	26.09				0.00						
#	Executed Elements	Info	Base Value	GOE	J1	J2	J3	J4	J5	J6	J7	J8	J9	Bonus	Ref.	Scores of Panel
1	2Ab	b	3.30	-0.22	-1	-1	0	-1	0					1.00		4.08
2	2A		3.30	0.00	0	0	0	0	1							3.30
3	2F+1A+2T+SEQ		4.20	0.00	0	1	0	0	0							4.20
4	ChSq1		3.00	0.17	1	0	0	0	1							3.17
5	1Lo		0.50	0.00	-1	0	0	0	0							0.50
6	2Lo+2T		3.00	0.00	-1	0	0	0	0							3.00
7	1F		0.50	0.00	0	0	0	0	0							0.50
8	FCSp		0.00	0.00	-	-	-	-	-							0.00
9	CCoSp3V		2.25	-0.15	-2	0	0	0	-2							2.10
			<b>20.05</b>												<b>20.85</b>	
Program Components				Factor												
Composition				2.13	4.25	4.00	4.00	4.25	4.25						4.17	
Presentation				2.13	4.00	3.75	4.00	4.00	4.00						4.00	
Skating Skills				2.13	4.25	4.25	4.00	4.00	4.00						4.08	
<b>Judges Total Program Component Score (factored)</b>															<b>26.09</b>	
<b>Deductions:</b>																<b>0.00</b>

## JUDGES DETAILS PER SKATER

### ADVANCED NOVICE WOMEN FREE SKATING

Rank	Name	Nation	Starting Number	Total Segment Score	Total Element Score	Total Program Component Score (factored)	Total Deductions								
23	Marie FOEDINGER	AUT	16	46.85	22.69	24.16	0.00								
#	Executed Elements	Info	Base Value	GOE	J1	J2	J3	J4	J5	J6	J7	J8	J9	Ref.	Scores of Panel
1	2Lo		1.70	0.00	0	0	0	0	0						1.70
2	FCCSp2		2.30	-0.15	-3	0	-1	0	-1						2.15
3	2F+2Lo+2T		4.80	0.00	-2	0	0	0	0						4.80
4	2Lz+1A+SEQ		3.20	0.00	-1	0	0	0	0						3.20
5	2Lz		2.10	0.00	-1	0	0	0	1						2.10
6	ChSq1		3.00	0.00	-1	0	0	0	0						3.00
7	2F		1.80	-0.36	-2	-2	-2	-2	-2						1.44
8	2S		1.30	0.00	0	0	0	0	0						1.30
9	CCoSp3		3.00	0.00	0	0	0	0	0						3.00
			<b>23.20</b>												<b>22.69</b>
Program Components				Factor											
Composition				2.13	3.75	3.75	4.25	3.50	4.25					3.92	
Presentation				2.13	3.50	3.50	4.00	3.50	4.00					3.67	
Skating Skills				2.13	3.75	3.75	4.25	3.50	3.75					3.75	
<b>Judges Total Program Component Score (factored)</b>															<b>24.16</b>
<b>Deductions:</b>														<b>0.00</b>	

Rank	Name	Nation	Starting Number	Total Segment Score	Total Element Score	Total Program Component Score (factored)	Total Deductions								
24	iris UMUNDUM	AUT	17	46.68	18.46	28.22	0.00								
#	Executed Elements	Info	Base Value	GOE	J1	J2	J3	J4	J5	J6	J7	J8	J9	Ref.	Scores of Panel
1	1A		1.10	0.11	1	1	1	1	1						1.21
2	2F+2T		3.10	-0.06	-1	0	0	-1	0						3.04
3	1Lz		0.60	-0.04	-1	0	0	-1	-1						0.56
4	CCoSp3		3.00	0.10	0	0	1	0	1						3.10
5	ChSq1		3.00	0.67	2	1	1	1	2						3.67
6	2Lo		1.70	0.00	0	0	0	1	0						1.70
7	2Lz+1A+SEQ		3.20	-0.21	-1	-1	-1	-1	-2						2.99
8	2F<		1.44	-0.48	-3	-4	-3	-3	-4						0.96
9	FCSp2	F <	2.30	-1.07	-5	-5	-5	-4	-4						1.23
			<b>19.44</b>												<b>18.46</b>
Program Components				Factor											
Composition				2.13	4.75	4.00	4.75	4.00	4.50					4.42	
Presentation				2.13	5.25	4.00	4.75	4.25	4.75					4.58	
Skating Skills				2.13	4.50	3.75	4.75	3.75	4.50					4.25	
<b>Judges Total Program Component Score (factored)</b>															<b>28.22</b>
<b>Deductions:</b>														<b>0.00</b>	

## JUDGES DETAILS PER SKATER

### ADVANCED NOVICE WOMEN FREE SKATING

Rank	Name	Nation	Starting Number	Total Segment Score	Total Element Score	Total Program Component Score (factored)			Total Deductions							
25	Nela MACHOVA	CZE	38	46.63	20.37	26.26			0.00							
#	Executed Elements	Info	Base Value	GOE	J1	J2	J3	J4	J5	J6	J7	J8	J9	Bonus	Ref.	Scores of Panel
1	3Tq	F q	4.20	-2.10	-5	-5	-5	-5	-5							2.10
2	3S<	F <	3.44	-1.72	-5	-5	-5	-5	-5							1.72
3	3T<+REP	F <	2.35	-1.68	-5	-5	-5	-5	-5							0.67
4	FCCSp2		2.30	0.08	1	1	0	0	0							2.38
5	2Ab+1A+SEQ	b	4.40	-1.43	-5	-4	-4	-3	-5					1.00		3.97
6	CCoSp2		2.50	0.08	1	0	0	0	1							2.58
7	ChSq1		3.00	0.50	1	1	1	0	1							3.50
8	2A	F	3.30	-1.65	-5	-5	-5	-5	-5							1.65
9	2F		1.80	0.00	-1	0	0	0	0							1.80
			<b>27.29</b>													<b>20.37</b>
Program Components				Factor												
Composition				2.13	4.50	3.75	4.00	4.25	4.00					4.08		
Presentation				2.13	4.50	3.75	3.75	3.75	4.00					3.83		
Skating Skills				2.13	4.50	4.00	4.50	4.25	4.50					4.42		
<b>Judges Total Program Component Score (factored)</b>														<b>26.26</b>		
<b>Deductions:</b>															<b>0.00</b>	

Rank	Name	Nation	Starting Number	Total Segment Score	Total Element Score	Total Program Component Score (factored)			Total Deductions							
26	Anezka SKORPILOVA	CZE	22	46.30	20.93	25.37			0.00							
#	Executed Elements	Info	Base Value	GOE	J1	J2	J3	J4	J5	J6	J7	J8	J9	Bonus	Ref.	Scores of Panel
1	2Ab	b	3.30	0.33	-1	1	1	1	1					1.00		4.63
2	3Sq <b>b</b>	q b	4.30	-2.15	-5	-5	-5	-4	-5					1.00		3.15
3	3T<<	F <<	1.30	-0.65	-5	-5	-5	-5	-5							0.65
4	FCSp1		1.90	-0.13	-1	0	0	-1	-1							1.77
5	2Lo+1T+SEQ+1A*	*	2.10	-0.62	-4	-3	-3	-5	-4							1.48
6	3Sq+REP	q	3.01	-2.15	-5	-5	-5	-5	-5							0.86
7	2A+2Tq	q	4.60	-0.77	-2	-3	-2	-3	-2							3.83
8	ChSq1		3.00	-0.17	-1	0	0	-1	0							2.83
9	CCoSp1		2.00	-0.27	-3	-2	-1	-1	-1							1.73
			<b>25.51</b>													<b>20.93</b>
Program Components				Factor												
Composition				2.13	4.00	4.25	4.00	3.75	4.00					4.00		
Presentation				2.13	3.75	4.00	4.00	3.75	3.75					3.83		
Skating Skills				2.13	4.00	4.25	4.25	3.25	4.00					4.08		
<b>Judges Total Program Component Score (factored)</b>														<b>25.37</b>		
<b>Deductions:</b>															<b>0.00</b>	



## JUDGES DETAILS PER SKATER ADVANCED NOVICE WOMEN FREE SKATING

Rank	Name	Nation	Starting Number	Total Segment Score	Total Element Score	Total Program Component Score (factored)	Total Deductions								
27	Patricia PRADA	SVK	18	45.37	20.53	24.84	0.00								
#	Executed Elements	Info	Base Value	GOE	J1	J2	J3	J4	J5	J6	J7	J8	J9	Ref.	Scores of Panel
1	2F+2T+2Lo		4.80	0.00	0	-1	0	0	0						4.80
2	2Lo		1.70	0.00	0	0	0	0	1						1.70
3	2Lz+2T		3.40	0.00	0	0	0	0	0						3.40
4	ChSq1		3.00	0.00	1	0	-1	0	0						3.00
5	FCSp1		1.90	-0.25	-2	-1	-1	-1	-2						1.65
6	1A		1.10	0.00	0	0	0	0	0						1.10
7	2F		1.80	0.00	0	0	0	0	0						1.80
8	1Lz		0.60	-0.02	0	0	0	-1	-1						0.58
9	CCoSp2		2.50	0.00	0	0	0	0	0						2.50
			<b>20.80</b>												<b>20.53</b>
Program Components				Factor											
Composition				2.13	4.00	3.75	3.75	3.75	4.00					3.83	
Presentation				2.13	4.00	3.75	3.50	4.00	3.75					3.83	
Skating Skills				2.13	4.00	4.00	4.00	3.75	4.00					4.00	
<b>Judges Total Program Component Score (factored)</b>															<b>24.84</b>
<b>Deductions:</b>														<b>0.00</b>	

Rank	Name	Nation	Starting Number	Total Segment Score	Total Element Score	Total Program Component Score (factored)	Total Deductions								
28	Julia SUBOCZ	POL	19	44.48	19.79	24.69	0.00								
#	Executed Elements	Info	Base Value	GOE	J1	J2	J3	J4	J5	J6	J7	J8	J9	Ref.	Scores of Panel
1	2A<<	<<	1.10	-0.55	-5	-5	-5	-5	-4						0.55
2	2Lzq	F q	2.10	-1.05	-5	-5	-5	-5	-5						1.05
3	2Fl+2T+2Lo	!	4.80	-0.18	-1	-1	-1	-2	-1						4.62
4	CCoSp2		2.50	-0.25	-2	0	0	-1	-2						2.25
5	2Lo		1.70	0.00	-1	0	0	1	0						1.70
6	2F		1.80	0.00	-1	0	0	0	0						1.80
7	2Lzq+2T	q	3.40	-0.42	-2	-2	-2	-2	-2						2.98
8	ChSq1		3.00	0.00	0	1	0	0	0						3.00
9	FCSp2		2.30	-0.46	-3	-2	-2	-2	-2						1.84
			<b>22.70</b>												<b>19.79</b>
Program Components				Factor											
Composition				2.13	4.00	4.00	3.75	4.00	3.75					3.92	
Presentation				2.13	3.75	4.00	3.50	3.75	3.75					3.75	
Skating Skills				2.13	4.00	3.75	3.75	4.00	4.00					3.92	
<b>Judges Total Program Component Score (factored)</b>															<b>24.69</b>
<b>Deductions:</b>														<b>0.00</b>	

## JUDGES DETAILS PER SKATER

### ADVANCED NOVICE WOMEN FREE SKATING

Rank	Name	Nation	Starting Number	Total Segment Score	Total Element Score	Total Program Component Score (factored)				Total Deductions						
29	Zala KAS	SLO	12	44.44	18.18	26.26				0.00						
#	Executed Elements	Info	Base Value	GOE	J1	J2	J3	J4	J5	J6	J7	J8	J9	Ref.	Scores of Panel	
1	2A<<+2T	<<	2.40	-0.43	-3	-4	-3	-4	-3						1.97	
2	2Lz+2T+2Lo<<	<<	3.90	-1.05	-5	-5	-5	-5	-4						2.85	
3	3S<<	<<	1.30	-0.65	-5	-5	-5	-4	-5						0.65	
4	2A<<	<<	1.10	-0.37	-3	-4	-5	-3	-3						0.73	
5	FCSp3		2.80	0.19	2	1	0	0	1						2.99	
6	1Lz		0.60	0.00	0	0	0	0	0						0.60	
7	ChSq1		3.00	0.33	1	0	1	0	1						3.33	
8	2Lz		2.10	0.21	1	1	1	1	1						2.31	
9	CCoSp2		2.50	0.25	1	1	2	1	1						2.75	
			<b>19.70</b>												<b>18.18</b>	
Program Components				Factor												
Composition				2.13	4.00	4.00	4.75	4.25	4.00							4.08
Presentation				2.13	3.25	4.00	4.50	3.75	4.00							3.92
Skating Skills				2.13	4.75	4.00	4.75	4.00	4.25							4.33
<b>Judges Total Program Component Score (factored)</b>											<b>26.26</b>					
<b>Deductions:</b>										<b>0.00</b>						

Rank	Name	Nation	Starting Number	Total Segment Score	Total Element Score	Total Program Component Score (factored)				Total Deductions						
30	Sabina SOSNIOK	POL	8	43.69	20.42	23.27				0.00						
#	Executed Elements	Info	Base Value	GOE	J1	J2	J3	J4	J5	J6	J7	J8	J9	Ref.	Scores of Panel	
1	2F		1.80	0.00	0	0	0	0	1						1.80	
2	2A<<	F <<	1.10	-0.55	-5	-5	-5	-5	-5						0.55	
3	2Lz+1A+1A+SEQ		4.30	0.07	1	0	1	0	0						4.37	
4	CCoSp3		3.00	0.10	1	0	0	0	1						3.10	
5	2Lo+2Loq	q	3.40	-0.34	-2	-2	-2	-3	-2						3.06	
6	FCSp1		1.90	0.00	0	0	0	-1	1						1.90	
7	ChSq1		3.00	0.00	0	-1	0	0	1						3.00	
8	2F<	<	1.44	-0.48	-2	-3	-5	-4	-3						0.96	
9	2Lzq	q	2.10	-0.42	-2	-2	0	-2	-2						1.68	
			<b>22.04</b>												<b>20.42</b>	
Program Components				Factor												
Composition				2.13	3.50	3.50	4.00	3.75	3.75							3.67
Presentation				2.13	3.00	3.50	3.75	3.50	3.75							3.58
Skating Skills				2.13	3.75	3.75	4.00	3.50	3.50							3.67
<b>Judges Total Program Component Score (factored)</b>											<b>23.27</b>					
<b>Deductions:</b>										<b>0.00</b>						

## JUDGES DETAILS PER SKATER

### ADVANCED NOVICE WOMEN FREE SKATING

Rank	Name	Nation	Starting Number	Total Segment Score	Total Element Score	Total Program Component Score (factored)				Total Deductions					
31	Kristina BAGINOVA	SVK	10	43.05	19.44	23.61				0.00					
#	Executed Elements	Info	Base Value	GOE	J1	J2	J3	J4	J5	J6	J7	J8	J9	Ref.	Scores of Panel
1	1A		1.10	0.00	0	0	0	0	0						1.10
2	2Lz+1A+2T+SEQ		4.50	0.00	-1	0	0	0	0						4.50
3	FCSp3		2.80	-0.19	-2	0	-1	0	-1						2.61
4	2Lo		1.70	0.00	0	0	0	0	0						1.70
5	2F+2T		3.10	-0.12	-2	0	-1	-1	0						2.98
6	2F		1.80	0.00	-1	0	0	0	0						1.80
7	ChSq1		3.00	0.00	0	0	-1	0	0						3.00
8	2Lz		2.10	-0.35	-2	-3	-2	-1	-1						1.75
9	CCoSp		0.00	0.00	-	-	-	-	-						0.00
			<b>20.10</b>												<b>19.44</b>
Program Components				Factor											
Composition				2.13	3.75	3.75	3.75	3.75	3.75	3.75					3.75
Presentation				2.13	3.50	3.75	3.50	3.50	3.50	3.75					3.58
Skating Skills				2.13	3.75	3.75	3.75	3.50	3.75					3.75	
<b>Judges Total Program Component Score (factored)</b>															<b>23.61</b>
<b>Deductions:</b>															<b>0.00</b>

Rank	Name	Nation	Starting Number	Total Segment Score	Total Element Score	Total Program Component Score (factored)				Total Deductions					
32	Romana LEHOCKA	SVK	11	42.86	18.70	24.16				0.00					
#	Executed Elements	Info	Base Value	GOE	J1	J2	J3	J4	J5	J6	J7	J8	J9	Ref.	Scores of Panel
1	1A		1.10	0.00	0	0	0	0	0						1.10
2	3S<<	<<	1.30	-0.65	-5	-5	-5	-5	-5						0.65
3	FCSp3		2.80	-0.37	-2	0	-1	-2	-1						2.43
4	2F+2T		3.10	-0.06	-2	0	0	-1	0						3.04
5	2Lz+2Lo<	<	3.46	-1.05	-5	-5	-5	-5	-4						2.41
6	2F		1.80	0.00	-1	0	0	0	0						1.80
7	ChSq1		3.00	0.00	0	0	-1	0	0						3.00
8	2Lz		2.10	0.00	0	0	0	0	0						2.10
9	CCoSp3V		2.25	-0.08	-2	0	-1	0	0						2.17
			<b>20.91</b>												<b>18.70</b>
Program Components				Factor											
Composition				2.13	3.75	4.00	4.00	3.75	4.00					3.92	
Presentation				2.13	3.25	3.75	3.75	3.50	3.75					3.67	
Skating Skills				2.13	3.50	3.75	4.00	3.50	4.00					3.75	
<b>Judges Total Program Component Score (factored)</b>															<b>24.16</b>
<b>Deductions:</b>															<b>0.00</b>

## JUDGES DETAILS PER SKATER ADVANCED NOVICE WOMEN FREE SKATING

Rank	Name	Nation	Starting Number	Total Segment Score	Total Element Score	Total Program Component Score (factored)				Total Deductions					
33	Kalina POPOW	POL	4	42.58	20.21	22.37				0.00					
#	Executed Elements	Info	Base Value	GOE	J1	J2	J3	J4	J5	J6	J7	J8	J9	Ref.	Scores of Panel
1	2Lz+2T+2T		4.70	-0.49	-3	-3	-2	-2	-2						4.21
2	2Lo+1A+SEQ		2.80	0.00	-1	0	0	0	0						2.80
3	2Lzq	q	2.10	-0.70	-2	-3	-4	-4	-3						1.40
4	ChSq1		3.00	0.00	0	0	-2	0	0						3.00
5	2F		1.80	0.00	-1	0	0	0	0						1.80
6	CCoSp2		2.50	-0.33	-2	-2	-1	0	-1						2.17
7	2F		1.80	0.00	-1	0	0	0	0						1.80
8	2Lo		1.70	0.00	0	0	0	0	0						1.70
9	FCSp1		1.90	-0.57	-3	-3	-4	-2	-3						1.33
			<b>22.30</b>												<b>20.21</b>
Program Components				Factor											
Composition				2.13	3.75	3.75	3.75	3.50	3.00					3.67	
Presentation				2.13	3.25	3.75	3.75	3.50	3.25					3.50	
Skating Skills				2.13	3.00	3.75	3.50	3.50	2.75					3.33	
<b>Judges Total Program Component Score (factored)</b>															<b>22.37</b>
<b>Deductions:</b>															<b>0.00</b>

Rank	Name	Nation	Starting Number	Total Segment Score	Total Element Score	Total Program Component Score (factored)				Total Deductions						
34	Anastasiia MELNYK	UKR	5	42.31	19.59	22.72				0.00						
#	Executed Elements	Info	Base Value	GOE	J1	J2	J3	J4	J5	J6	J7	J8	J9	Bonus	Ref.	Scores of Panel
1	2Ab+2T<<	b <<	3.70	-0.99	-4	-3	-3	-3	-3					1.00		3.71
2	3S<<	<<	1.30	-0.65	-5	-5	-5	-4	-5							0.65
3	2A		3.30	-0.22	-1	-1	0	-1	0							3.08
4	FCSp2		2.30	0.00	0	1	0	0	0							2.30
5	ChSq1		3.00	0.00	0	-1	0	0	0							3.00
6	2Lz+2T<<	F <<	2.50	-1.05	-5	-5	-5	-5	-5							1.45
7	2Lz		2.10	0.00	0	0	0	-1	0							2.10
8	2F		1.80	0.00	0	0	0	0	0							1.80
9	CCoSp2V		1.88	-0.38	-3	-2	-2	0	-2							1.50
			<b>21.88</b>												<b>19.59</b>	
Program Components				Factor												
Composition				2.13	3.50	3.75	3.75	3.50	3.50					3.58		
Presentation				2.13	3.50	3.50	3.50	3.25	3.50					3.50		
Skating Skills				2.13	3.50	3.75	4.00	3.50	3.25					3.58		
<b>Judges Total Program Component Score (factored)</b>															<b>22.72</b>	
<b>Deductions:</b>															<b>0.00</b>	

## JUDGES DETAILS PER SKATER ADVANCED NOVICE WOMEN FREE SKATING

Rank	Name	Nation	Starting Number	Total Segment Score	Total Element Score	Total Program Component Score (factored)				Total Deductions					
35	Anna RUIS	AUT	13	42.21	17.54	24.67				0.00					
#	Executed Elements	Info	Base Value	GOE	J1	J2	J3	J4	J5	J6	J7	J8	J9	Ref.	Scores of Panel
1	2A<	<	2.64	-0.53	-2	-2	-2	-2	-2						2.11
2	FCSp3		2.80	0.00	0	0	0	0	0						2.80
3	2Fq+2T<	q <	2.84	-0.72	-4	-4	-4	-4	-4						2.12
4	1A		1.10	0.00	1	0	0	0	0						1.10
5	ChSq1		3.00	0.00	-1	0	0	0	0						3.00
6	2Lo		1.70	0.00	0	0	0	0	0						1.70
7	CCoSp3V		2.25	-0.30	-2	-1	-2	-1	0						1.95
8	2Lz<+1Aq+1Lo+SEQ	< q	3.28	-0.84	-5	-5	-5	-5	-5						2.44
9	2F<<	<<	0.50	-0.18	-3	-4	-4	-4	-3						0.32
			<b>20.11</b>												<b>17.54</b>
Program Components				Factor											
Composition				2.13	3.75	3.75	4.50	3.75	4.25					3.92	
Presentation				2.13	3.50	3.75	4.00	3.75	4.00					3.83	
Skating Skills				2.13	3.75	3.75	4.75	3.50	4.00					3.83	
<b>Judges Total Program Component Score (factored)</b>															<b>24.67</b>
<b>Deductions:</b>															<b>0.00</b>

Rank	Name	Nation	Starting Number	Total Segment Score	Total Element Score	Total Program Component Score (factored)				Total Deductions					
36	Scarlet ZMEKOVA	SVK	21	40.33	16.90	23.43				0.00					
#	Executed Elements	Info	Base Value	GOE	J1	J2	J3	J4	J5	J6	J7	J8	J9	Ref.	Scores of Panel
1	3Lz<	<	4.72	-0.94	-2	-2	-2	-2	-2						3.78
2	2Lo		1.70	0.00	-1	0	0	1	0						1.70
3	3S<<	F <<	1.30	-0.65	-5	-5	-5	-5	-5						0.65
4	3T<	F <	3.36	-1.68	-5	-5	-5	-5	-5						1.68
5	FCSp2		2.30	-0.23	-1	-2	0	-1	-1						2.07
6	3S<+REP	F <	2.41	-1.72	-5	-5	-5	-5	-5						0.69
7	1A		1.10	0.00	0	0	0	0	0						1.10
8	ChSq1		3.00	-0.67	-1	-2	-1	0	-3						2.33
9	CCoSp3		3.00	-0.10	-1	-2	0	0	0						2.90
			<b>22.89</b>												<b>16.90</b>
Program Components				Factor											
Composition				2.13	3.50	3.00	4.00	3.75	3.50					3.58	
Presentation				2.13	3.50	3.00	3.75	3.00	3.25					3.25	
Skating Skills				2.13	4.50	4.00	4.50	3.75	4.00					4.17	
<b>Judges Total Program Component Score (factored)</b>															<b>23.43</b>
<b>Deductions:</b>															<b>0.00</b>

## JUDGES DETAILS PER SKATER ADVANCED NOVICE WOMEN FREE SKATING

Rank	Name	Nation	Starting Number	Total Segment Score	Total Element Score	Total Program Component Score (factored)	Total Deductions								
37	Julia KOLODZIEJ	POL	6	38.95	18.36	20.59	0.00								
#	Executed Elements	Info	Base Value	GOE	J1	J2	J3	J4	J5	J6	J7	J8	J9	Ref.	Scores of Panel
1	2Lz		2.10	0.07	0	0	0	1	1						2.17
2	2Lo+1Lo		2.20	-0.34	-1	-2	-3	-2	-2						1.86
3	2S		1.30	0.00	0	0	0	0	1						1.30
4	FCSp1		1.90	-0.19	-1	0	-1	-1	-1						1.71
5	2Lz+1A+1A+SEQ		4.30	0.00	0	0	0	-1	0						4.30
6	2A<<	F <<	1.10	-0.55	-5	-5	-5	-5	-5						0.55
7	ChSq1		3.00	-0.83	-1	-1	-2	-2	-3						2.17
8	2F		1.80	0.00	0	0	0	0	0						1.80
9	CCoSp2		2.50	0.00	0	0	0	0	0						2.50
			<b>20.20</b>												<b>18.36</b>
Program Components				Factor											
Composition				2.13	3.25	3.50	3.50	3.50	2.75					3.42	
Presentation				2.13	2.75	3.50	3.25	3.00	2.50					3.00	
Skating Skills				2.13	3.00	3.75	3.50	3.25	3.00					3.25	
<b>Judges Total Program Component Score (factored)</b>															<b>20.59</b>
<b>Deductions:</b>														<b>0.00</b>	

Rank	Name	Nation	Starting Number	Total Segment Score	Total Element Score	Total Program Component Score (factored)	Total Deductions								
38	Andreja AUSKALNYTE	LTU	2	38.78	18.72	20.06	0.00								
#	Executed Elements	Info	Base Value	GOE	J1	J2	J3	J4	J5	J6	J7	J8	J9	Ref.	Scores of Panel
1	1A		1.10	0.00	0	0	0	1	0						1.10
2	2Lz!+2Lo+2T<	!!<	4.84	-0.70	-4	-3	-3	-4	-3						4.14
3	CCoSp2		2.50	0.08	1	0	0	0	1						2.58
4	2F+2Lo		3.50	-0.06	-1	-1	0	0	0						3.44
5	2S		1.30	0.00	0	0	0	0	0						1.30
6	FCSp1		1.90	-0.76	-4	-3	-4	-4	-4						1.14
7	ChSq1		3.00	-0.83	-1	-2	-3	-1	-2						2.17
8	2Lz	F	2.10	-1.05	-5	-5	-5	-5	-5						1.05
9	2F		1.80	0.00	0	0	0	-1	0						1.80
			<b>22.04</b>												<b>18.72</b>
Program Components				Factor											
Composition				2.13	3.00	3.25	3.75	3.25	3.00					3.17	
Presentation				2.13	2.75	3.25	3.25	3.00	3.00					3.08	
Skating Skills				2.13	2.75	3.50	3.50	3.00	3.00					3.17	
<b>Judges Total Program Component Score (factored)</b>															<b>20.06</b>
<b>Deductions:</b>														<b>0.00</b>	

## JUDGES DETAILS PER SKATER

### ADVANCED NOVICE WOMEN FREE SKATING

Rank	Name	Nation	Starting Number	Total Segment Score	Total Element Score	Total Program Component Score (factored)				Total Deductions					
39	Ela SOLOVICOVA	SVK	7	38.44	16.80	21.64				0.00					
#	Executed Elements	Info	Base Value	GOE	J1	J2	J3	J4	J5	J6	J7	J8	J9	Ref.	Scores of Panel
1	2Lz+2T+2Lo<	<	4.76	-0.42	-1	-2	-2	-3	-2						4.34
2	2S		1.30	0.00	0	0	0	0	0						1.30
3	CSp3*	*	0.00	0.00	-	-	-	-	-						0.00
4	1A		1.10	0.00	0	0	0	0	0						1.10
5	ChSq1		3.00	0.00	-2	0	0	0	0						3.00
6	2F+2T		3.10	-0.12	-1	0	-1	-1	0						2.98
7	CCoSp2V		1.88	-0.06	-2	-1	0	0	0						1.82
8	1Lz		0.60	-0.04	-1	0	0	-1	-2						0.56
9	2Lo		1.70	0.00	0	0	0	-1	0						1.70
			<b>17.44</b>											<b>16.80</b>	
Program Components				Factor											
Composition				2.13	3.00	3.50	3.75	3.50	3.00					3.33	
Presentation				2.13	3.00	3.50	3.75	3.25	2.75					3.25	
Skating Skills				2.13	3.50	3.75	3.75	3.50	3.00					3.58	
<b>Judges Total Program Component Score (factored)</b>											<b>21.64</b>				
<b>Deductions:</b>											<b>0.00</b>				

Rank	Name	Nation	Starting Number	Total Segment Score	Total Element Score	Total Program Component Score (factored)				Total Deductions					
40	Rita Emese KELLER	HUN	3	37.90	14.82	23.08				0.00					
#	Executed Elements	Info	Base Value	GOE	J1	J2	J3	J4	J5	J6	J7	J8	J9	Ref.	Scores of Panel
1	2A<<	F <<	1.10	-0.55	-5	-5	-5	-5	-5						0.55
2	2S		1.30	0.00	0	0	0	0	0						1.30
3	2Lz!<+2T<<	!!< <<	2.08	-0.84	-5	-5	-5	-5	-5						1.24
4	ChSq1		3.00	0.17	0	0	1	1	-1						3.17
5	2F<	<	1.44	-0.67	-4	-5	-5	-5	-4						0.77
6	CCoSp3		3.00	0.10	-1	0	0	1	1						3.10
7	2Lz!<	!!<	1.68	-0.56	-3	-4	-3	-4	-3						1.12
8	2F<+2Lo<<	< <<	1.94	-0.67	-4	-5	-5	-5	-4						1.27
9	FCSp2		2.30	0.00	0	0	0	0	0						2.30
			<b>17.84</b>											<b>14.82</b>	
Program Components				Factor											
Composition				2.13	5.25	3.50	3.75	3.50	3.50					3.58	
Presentation				2.13	4.50	3.25	4.00	3.75	3.50					3.75	
Skating Skills				2.13	3.50	3.25	3.75	3.50	3.50					3.50	
<b>Judges Total Program Component Score (factored)</b>											<b>23.08</b>				
<b>Deductions:</b>											<b>0.00</b>				

## JUDGES DETAILS PER SKATER

### ADVANCED NOVICE WOMEN FREE SKATING

Rank	Name	Nation	Starting Number	Total Segment Score	Total Element Score	Total Program Component Score (factored)	Total Deductions								
41	Valeriia SAKHNENKO	UKR	1	31.83	13.36	18.47	0.00								
#	Executed Elements	Info	Base Value	GOE	J1	J2	J3	J4	J5	J6	J7	J8	J9	Ref.	Scores of Panel
1	2A<<	F <<	1.10	-0.55	-5	-5	-5	-5	-5						0.55
2	1Lz		0.60	-0.08	-3	-1	-1	-2	-1						0.52
3	2F!+2T	!	3.10	-0.24	-1	-2	-1	-3	-1						2.86
4	FCSp	F	0.00	0.00	-	-	-	-	-						0.00
5	ChSq1		3.00	-0.67	-2	-1	-1	-1	-2						2.33
6	2Lo		1.70	0.00	-1	0	0	0	0						1.70
7	2Lz		2.10	-0.07	-1	0	0	-1	0						2.03
8	2F!	!	1.80	-0.18	-1	-1	-1	-2	-1						1.62
9	CCoSp2		2.50	-0.75	-4	-3	-3	-2	-3						1.75
			<b>15.90</b>												<b>13.36</b>
Program Components				Factor											
Composition				2.13	2.50	3.00	3.25	3.00	3.00						3.00
Presentation				2.13	2.00	2.75	3.00	2.50	2.75						2.67
Skating Skills				2.13	2.25	3.25	3.75	2.75	3.00						3.00
<b>Judges Total Program Component Score (factored)</b>														<b>18.47</b>	
<b>Deductions:</b>														<b>0.00</b>	

Legend:							
#	Sequence number	GOE	Grade of Execution	Jx	Judges (x=1-9)	Ref.	Referee
*	Invalid element	e	Wrong edge	<	Under-rotated jump	<<	Downgraded jump
!	Not clear edge	REP	Jump repetition	F	Fall	q	Jump landed on the quarter
b	Bonus Point for jump added to the element score						