

INTERNATIONAL FIGURE SKATING COMPETITION

PROTOCOL

International Figure Skating Competition
Single Skating



Volvo Open Cup 54th

16.01.2025-19.01.2025

Riga, Latvia

Organized by

Figure Skating Club "Kristal Ice" and Latvian Skating Association

Place

Volvo Sport Centrs, Jūrmalas gatve 78 D, Rīga, Latvia.

An artificial and heated indoor ice surface.

VOLVO OPEN CUP 54TH

MEN

Volvo Sporta Centr	16 JAN 2025	19:30	Short Program
	17 JAN 2025	17:35	Free Skating

Size of Skating Arena:	28m*58m
Ice Conditions:	very good
Number of Entries:	9
Number of Participants:	9

Entry Withdrawn:

Short Program		
Duration:	2:40 +/- 10 seconds	
Segment Factor:	1.00	
Program Component Factors:	Composition	1.67
	Presentation	1.67
	Skating Skills	1.67

Free Skating		
Duration:	4:00 +/- 10 seconds	
Segment Factor:	1.00	
Program Component Factors:	Composition	3.33
	Presentation	3.33
	Skating Skills	3.33

**VOLVO OPEN CUP 54TH
RESULTS
MEN SHORT PROGRAM**

Pl. Name	Nation	Total Segment Score
1 Vladimir SAMOILOV	POL	76.67
2 Fedir KULISH	LAT	75.15
3 Jari KESSLER	CRO	63.90
4 Lap Kan Lincoln YUEN	HKG	56.58
5 Tim ENGLAND	GER	55.38
6 Arttu JUUSOLA	FIN	55.10
7 Adrian JIMENEZ de BALDOMERO	ESP	46.27
8 Jan OLLIKAINEN	FIN	40.21
9 Charlton DOHERTY	AUS	39.41



Ms. Tatiana YORDANOVA, ISU
Referee



Ms. Emilie BILLOW, ISU
Technical Controller

**VOLVO OPEN CUP 54TH
PANEL OF JUDGES
MEN SHORT PROGRAM**

Officials

Technical Controller	Ms. Emilie BILLOW	ISU
Technical Specialist	Mr. Artem KNYAZEV	ISU
Technical Specialist	Ms. Olga BARANOVA	ISU

Judges

Referee	Ms. Tatiana YORDANOVA	ISU
Judge No. 1	Ms. Oksana VUORELA	EST
Judge No. 2	Ms. Oksana DOLHOPOLOVA	UKR
Judge No. 3	Mr. Yury KLIUSHNIKOV	AZE
Judge No. 4	Ms. Anu SORMUNEN	FIN
Judge No. 5	Ms. Karen Anne HARRIS	AUS

Data/Replay Operator

Data Operator	Ms. Anne FAGERSTROM	ISU
Replay Operator	Ms. Jenny ERIKSSON	SWE

VOLVO OPEN CUP 54TH
JUDGES DETAILS PER SKATER
MEN SHORT PROGRAM

Rank	Name	Nation	Starting Number	Total Segment Score	Total Element Score	Total Program Component Score (factored)	Total Deductions								
1	Vladimir SAMOILOV	POL	6	76.67	40.90	35.77	0.00								
#	Executed Elements	Info	Base Value	GOE	J1	J2	J3	J4	J5	J6	J7	J8	J9	Ref.	Scores of Panel
1	4S		9.70	-1.62	-1	-1	-2	-2	-2						8.08
2	3A		8.00	1.60	3	2	2	2	1						9.60
3	CCSp4		3.20	0.85	3	3	1	3	2						4.05
4	3Lz+3T		11.11	x -0.98	-2	-2	0	-2	-1						10.13
5	FSSp3		2.60	0.52	2	2	1	2	2						3.12
6	StSq1		1.80	0.42	3	4	1	2	2						2.22
7	CCoSp3		3.00	0.70	4	3	1	2	2						3.70
			39.41												40.90
Program Components			Factor												
	Composition		1.67	7.50	8.00	6.75	6.50	6.75							7.00
	Presentation		1.67	7.75	8.25	7.00	6.50	7.00							7.25
	Skating Skills		1.67	7.25	7.75	7.00	6.75	7.25							7.17
Judges Total Program Component Score (factored)														35.77	
Deductions:														0.00	

Rank	Name	Nation	Starting Number	Total Segment Score	Total Element Score	Total Program Component Score (factored)	Total Deductions								
2	Fedir KULISH	LAT	2	75.15	43.14	32.01	0.00								
#	Executed Elements	Info	Base Value	GOE	J1	J2	J3	J4	J5	J6	J7	J8	J9	Ref.	Scores of Panel
1	4Lz		11.50	1.92	2	2	1	2	1						13.42
2	3F+2T		6.60	0.88	2	1	2	1	2						7.48
3	CCSp4		3.20	0.21	2	1	1	-1	0						3.41
4	3A		8.00	1.60	2	3	2	2	1						9.60
5	FSSp3		2.60	0.00	0	0	0	0	0						2.60
6	StSq3		3.30	0.33	2	1	1	0	1						3.63
7	CCoSp3		3.00	0.00	1	0	1	-1	-2						3.00
			38.20												43.14
Program Components			Factor												
	Composition		1.67	7.25	6.50	6.00	6.50	5.25							6.33
	Presentation		1.67	7.00	6.50	6.25	6.50	5.50							6.42
	Skating Skills		1.67	7.00	6.25	6.50	6.50	6.00							6.42
Judges Total Program Component Score (factored)														32.01	
Deductions:														0.00	

VOLVO OPEN CUP 54TH
JUDGES DETAILS PER SKATER
MEN SHORT PROGRAM

Rank	Name	Nation	Starting Number	Total Segment Score	Total Element Score	Total Program Component Score (factored)		Total Deductions							
3	Jari KESSLER	CRO	5	63.90	29.29	35.61		-1.00							
#	Executed Elements	Info	Base Value	GOE	J1	J2	J3	J4	J5	J6	J7	J8	J9	Ref.	Scores of Panel
1	3Lzq+2T	q	7.20	-1.97	-3	-3	-3	-4	-4						5.23
2	3Lo		4.90	0.00	2	0	0	-1	0						4.90
3	FSSp4		3.00	0.60	2	2	1	2	2						3.60
4	2A	x	3.63	0.66	2	2	1	2	2						4.29
5	CCSp4		3.20	0.85	3	2	2	3	3						4.05
6	StSq3		3.30	0.77	3	3	1	2	2						4.07
7	CCoSp4		3.50	-0.35	-2	0	1	-1	-3						3.15
			28.73												29.29
Program Components				Factor											
Composition				1.67	7.75	7.25	6.50	6.50	7.50					7.08	
Presentation				1.67	7.75	7.50	6.50	6.50	7.50					7.17	
Skating Skills				1.67	7.50	7.25	6.00	6.75	7.25					7.08	
Judges Total Program Component Score (factored)											35.61				
Deductions:			Time violation		-1.00									-1.00	

Rank	Name	Nation	Starting Number	Total Segment Score	Total Element Score	Total Program Component Score (factored)		Total Deductions							
4	Lap Kan Lincoln YUEN	HKG	9	56.58	27.06	29.52		0.00							
#	Executed Elements	Info	Base Value	GOE	J1	J2	J3	J4	J5	J6	J7	J8	J9	Ref.	Scores of Panel
1	3T+3T<	<	7.56	-2.10	-4	-5	-5	-5	-5						5.46
2	3Lz		5.90	0.00	-1	0	0	0	1						5.90
3	CCSp3		2.80	0.19	1	0	1	0	1						2.99
4	2A	x	3.63	-0.55	-1	-2	-2	-1	-2						3.08
5	StSq2		2.60	0.43	2	2	2	1	1						3.03
6	FSSp4		3.00	0.10	1	0	1	0	-2						3.10
7	CCoSp4		3.50	0.00	0	0	0	-1	1						3.50
			28.99												27.06
Program Components				Factor											
Composition				1.67	6.75	6.25	6.00	5.50	5.25					5.92	
Presentation				1.67	7.00	6.00	6.00	5.75	5.50					5.92	
Skating Skills				1.67	6.50	6.00	5.75	5.75	5.75					5.83	
Judges Total Program Component Score (factored)											29.52				
Deductions:															0.00

Rank	Name	Nation	Starting Number	Total Segment Score	Total Element Score	Total Program Component Score (factored)		Total Deductions							
5	Tim ENGLAND	GER	1	55.38	26.72	28.66		0.00							
#	Executed Elements	Info	Base Value	GOE	J1	J2	J3	J4	J5	J6	J7	J8	J9	Ref.	Scores of Panel
1	1A*	*	0.00	0.00	-	-	-	-	-						0.00
2	3F!+3T	!	9.50	0.00	1	1	0	-1	-1						9.50
3	FCSp4		3.20	0.21	1	2	1	0	-1						3.41
4	3Lz		5.90	0.59	2	1	1	1	1						6.49
5	CSSp1		1.90	-0.13	-3	-2	1	0	0						1.77
6	StSq2		2.60	0.35	2	2	0	2	0						2.95
7	CCoSp3		3.00	-0.40	-1	-2	0	-2	-1						2.60
			26.10												26.72
Program Components				Factor											
Composition				1.67	5.50	6.25	5.50	5.75	5.25					5.58	
Presentation				1.67	6.25	6.50	5.50	5.75	5.50					5.83	
Skating Skills				1.67	6.00	6.25	5.75	5.50	5.25					5.75	
Judges Total Program Component Score (factored)											28.66				
Deductions:															0.00

VOLVO OPEN CUP 54TH
JUDGES DETAILS PER SKATER
MEN SHORT PROGRAM

Rank	Name	Nation	Starting Number	Total Segment Score	Total Element Score	Total Program Component Score (factored)				Total Deductions						
6	Arttu JUUSOLA	FIN	3	55.10	26.16	28.94				0.00						
#	Executed Elements	Info	Base Value	GOE	J1	J2	J3	J4	J5	J6	J7	J8	J9	Ref.	Scores of Panel	
1	3Aq	q	8.00	-4.00	-5	-5	-5	-5	-5						4.00	
2	3T+3T		8.40	0.84	2	3	2	1	2						9.24	
3	CSSp3		2.60	0.52	2	2	2	2	1						3.12	
4	1Lz*	*	0.00	x 0.00	-	-	-	-	-						0.00	
5	FCSp4		3.20	-0.11	0	1	-1	0	-2						3.09	
6	StSq2		2.60	0.26	1	1	0	1	1						2.86	
7	CCoSp4		3.50	0.35	2	1	1	0	1						3.85	
			28.30												26.16	
Program Components			Factor													
Composition			1.67	6.00	6.75	5.75	5.50	5.50								5.75
Presentation			1.67	6.50	6.75	5.50	5.25	4.75								5.75
Skating Skills			1.67	6.25	6.50	5.75	5.50	5.25								5.83
Judges Total Program Component Score (factored)													28.94			
Deductions:															0.00	

Rank	Name	Nation	Starting Number	Total Segment Score	Total Element Score	Total Program Component Score (factored)				Total Deductions						
7	Adrian JIMENEZ de BALDOMERO	ESP	8	46.27	22.81	25.46				-2.00						
#	Executed Elements	Info	Base Value	GOE	J1	J2	J3	J4	J5	J6	J7	J8	J9	Ref.	Scores of Panel	
1	3Lzq+3T<	F q <	9.26	-2.95	-5	-5	-5	-5	-5						6.31	
2	3F!<	F ! <	4.24	-2.12	-5	-5	-5	-5	-5						2.12	
3	FCSp4		3.20	-0.11	1	0	0	-1	-2						3.09	
4	CCoSp2		2.50	-0.25	-2	-1	0	1	-3						2.25	
5	2A	x	3.63	0.11	1	0	0	-1	1						3.74	
6	StSq2		2.60	0.00	0	1	0	-1	0						2.60	
7	CSSp4		3.00	-0.30	-1	-1	-1	-1	-2						2.70	
			28.43												22.81	
Program Components			Factor													
Composition			1.67	5.50	5.50	4.50	5.00	4.50								5.00
Presentation			1.67	5.75	6.00	4.75	5.00	4.50								5.17
Skating Skills			1.67	5.25	5.25	4.75	5.25	4.75								5.08
Judges Total Program Component Score (factored)													25.46			
Deductions:										Falls -2.00 (2)					-2.00	

VOLVO OPEN CUP 54TH
JUDGES DETAILS PER SKATER
MEN SHORT PROGRAM

Rank	Name	Nation	Starting Number	Total Segment Score	Total Element Score	Total Program Component Score (factored)				Total Deductions					
8	Jan OLLIKAINEN	FIN	4	40.21	17.30	24.91				-2.00					
#	Executed Elements	Info	Base Value	GOE	J1	J2	J3	J4	J5	J6	J7	J8	J9	Ref.	Scores of Panel
1	2Lz+3T<<	F <<	3.40	-1.05	-5	-5	-5	-5	-5						2.35
2	2A		3.30	0.11	2	0	0	1	0						3.41
3	CCSp2		2.30	0.00	2	0	-1	1	-2						2.30
4	3F<	F <	4.66	x -2.12	-5	-5	-5	-5	-5						2.54
5	FSSp2		2.30	-0.77	-4	-4	1	-3	-3						1.53
6	StSq2		2.60	0.17	2	0	1	1	0						2.77
7	CCoSp3V		2.25	0.15	1	1	0	1	0						2.40
			20.81											17.30	
Program Components				Factor											
Composition				1.67	6.75	5.25	4.25	5.25	5.00						5.17
Presentation				1.67	6.50	4.75	4.00	4.75	4.50						4.67
Skating Skills				1.67	6.50	5.50	4.00	5.00	4.75						5.08
Judges Total Program Component Score (factored)															24.91
Deductions:		Falls	-2.00 (2)												-2.00

Rank	Name	Nation	Starting Number	Total Segment Score	Total Element Score	Total Program Component Score (factored)				Total Deductions					
9	Charlton DOHERTY	AUS	7	39.41	17.05	24.36				-2.00					
#	Executed Elements	Info	Base Value	GOE	J1	J2	J3	J4	J5	J6	J7	J8	J9	Ref.	Scores of Panel
1	3T	F	4.20	-2.10	-5	-5	-5	-5	-5						2.10
2	2A		3.30	0.33	2	1	1	1	1						3.63
3	CCSp3		2.80	-0.19	1	1	-1	-2	-2						2.61
4	3F<<+COMBO	F <<	1.98	x -0.90	-5	-5	-5	-5	-5						1.08
5	FSSp3		2.60	-0.17	-2	0	0	-2	0						2.43
6	CCoSp3		3.00	-0.40	-3	2	0	-2	-2						2.60
7	StSq2		2.60	0.00	0	0	0	0	0						2.60
			20.48											17.05	
Program Components				Factor											
Composition				1.67	4.75	5.50	4.25	4.75	4.75						4.75
Presentation				1.67	4.75	5.25	4.25	4.75	4.50						4.67
Skating Skills				1.67	5.00	6.25	4.50	5.25	5.25						5.17
Judges Total Program Component Score (factored)															24.36
Deductions:		Falls	-2.00 (2)												-2.00


Legend:							
#	Sequence number	GOE	Grade of Execution	Jx	Judges (x=1-9)	Ref.	Referee
*	Invalid element	<	Under-rotated jump	<<	Downgraded jump		
x	Credit for highlight distribution, base value multiplied by 1.1			!	Not clear edge	F	Fall
q	Jump landed on the quarter						

VOLVO OPEN CUP 54TH

RESULTS

MEN

Pl.	Name	Nation	Total Score	SP	FS
1	Fedir KULISH	LAT	213.96	2	1
2	Vladimir SAMOILOV	POL	185.94	1	4
3	Jari KESSLER	CRO	179.29	3	2
4	Arttu JUUSOLA	FIN	164.48	6	3
5	Tim ENGLAND	GER	164.29	5	5
6	Lap Kan Lincoln YUEN	HKG	149.84	4	6
7	Adrian JIMENEZ de BALDOMERO	ESP	135.09	7	8
8	Jan OLLIKAINEN	FIN	132.62	8	7
9	Charlton DOHERTY	AUS	118.89	9	9



Ms. Tatiana YORDANOVA, ISU
Referee



Ms. Emilie BILLOW, ISU
Technical Controller

Legend:					
SP	Short Program	FS	Free Skating	Pl.	Place

**VOLVO OPEN CUP 54TH
PANEL OF JUDGES
MEN FREE SKATING**

Officials

Technical Controller	Ms. Emilie BILLOW	ISU
Technical Specialist	Mr. Artem KNYAZEV	ISU
Technical Specialist	Ms. Olga BARANOVA	ISU

Judges

Referee	Ms. Tatiana YORDANOVA	ISU
Judge No. 1	Ms. Oksana VUORELA	EST
Judge No. 2	Ms. Oksana DOLHOPOLOVA	UKR
Judge No. 3	Mr. Yury KLIUSHNIKOV	AZE
Judge No. 4	Ms. Anu SORMUNEN	FIN
Judge No. 5	Ms. Karen Anne HARRIS	AUS

Data/Replay Operator

Data Operator	Ms. Anne FAGERSTROM	ISU
Replay Operator	Ms. Jenny ERIKSSON	SWE

VOLVO OPEN CUP 54TH
JUDGES DETAILS PER SKATER
MEN FREE SKATING

Rank	Name	Nation	Starting Number	Total Segment Score	Total Element Score	Total Program Component Score (factored)				Total Deductions					
1	Fedir KULISH	LAT	8	138.81	76.27	63.54				-1.00					
#	Executed Elements	Info	Base Value	GOE	J1	J2	J3	J4	J5	J6	J7	J8	J9	Ref.	Scores of Panel
1	4Lz<	F <	9.20	-4.60	-5	-5	-5	-5	-5						4.60
2	3A+3T		12.20	1.60	3	3	2	1	1						13.80
3	CCSp4		3.20	0.53	2	2	2	1	1						3.73
4	3A		8.00	2.13	3	2	2	3	3						10.13
5	3Lz+2T		7.20	0.98	3	3	1	1	1						8.18
6	ChSq1		3.00	0.50	2	1	1	0	1						3.50
7	3Lz+2A+2A+SEQ		13.75	x 0.98	3	3	1	1	1						14.73
8	2F		1.98	x 0.00	1	0	0	-1	0						1.98
9	3Lo		5.39	x 0.82	3	3	1	0	1						6.21
10	FSSp3		2.60	0.17	2	1	0	-1	1						2.77
11	StSq3		3.30	0.44	2	2	1	-1	1						3.74
12	CCoSp3		3.00	-0.10	1	0	0	-2	-1						2.90
			72.82												76.27
Program Components				Factor											
Composition				3.33	6.25	6.25	6.00	6.25	6.25					6.25	
Presentation				3.33	6.75	7.00	6.00	5.75	6.75					6.50	
Skating Skills				3.33	6.75	6.25	6.25	5.75	6.50					6.33	
Judges Total Program Component Score (factored)														63.54	
Deductions:		Falls											-1.00 (1)	-1.00	

Rank	Name	Nation	Starting Number	Total Segment Score	Total Element Score	Total Program Component Score (factored)				Total Deductions					
2	Jari KESSLER	CRO	7	115.39	47.87	68.52				-1.00					
#	Executed Elements	Info	Base Value	GOE	J1	J2	J3	J4	J5	J6	J7	J8	J9	Ref.	Scores of Panel
1	3Lz+2T		7.20	0.98	2	2	1	1	2						8.18
2	2A+2T		4.60	0.22	1	1	0	-1	1						4.82
3	3F<	<	4.24	-0.85	-1	-2	-2	-3	-2						3.39
4	3Lo		4.90	0.33	1	1	1	0	0						5.23
5	FSSp3		2.60	0.35	2	1	1	0	2						2.95
6	ChSq1		3.00	1.33	3	3	3	2	2						4.33
7	2Lz		2.31	x 0.14	2	0	0	1	1						2.45
8	3S<+2A<+SEQ	F <<<	6.69	x -1.72	-5	-5	-5	-5	-5						4.97
9	3S<	<	3.78	x -1.72	-5	-4	-5	-5	-5						2.06
10	CCSp4		3.20	0.53	3	2	2	0	1						3.73
11	StSq2		2.60	0.26	1	1	1	1	1						2.86
12	CCoSp3		3.00	-0.10	0	0	-1	-1	0						2.90
			48.12												47.87
Program Components				Factor											
Composition				3.33	7.50	7.25	5.75	6.00	7.75					6.92	
Presentation				3.33	7.25	7.25	6.00	6.00	7.50					6.83	
Skating Skills				3.33	7.25	7.50	5.50	6.25	7.00					6.83	
Judges Total Program Component Score (factored)														68.52	
Deductions:		Falls											-1.00 (1)	-1.00	

VOLVO OPEN CUP 54TH
JUDGES DETAILS PER SKATER
MEN FREE SKATING

Rank	Name	Nation	Starting Number	Total Segment Score	Total Element Score	Total Program Component Score (factored)	Total Deductions									
3	Arttu JUUSOLA	FIN	4	109.38	54.47	56.91	-2.00									
#	Executed Elements	Info	Base Value	GOE	J1	J2	J3	J4	J5	J6	J7	J8	J9	Ref.	Scores of Panel	
1	3T+3T		8.40	0.84	3	2	2	2	2						9.24	
2	3Lz+2T		7.20	0.98	2	3	1	1	2						8.18	
3	3F!	F !	5.30	-2.65	-5	-5	-5	-5	-5						2.65	
4	FCSp4		3.20	0.53	2	2	1	1	2						3.73	
5	3Lz<	F <	4.72	-2.36	-5	-5	-5	-5	-5						2.36	
6	2Lo		1.70	0.11	1	1	0	0	1						1.81	
7	2A+1Eu+3S		8.91	x 0.43	2	1	1	1	1						9.34	
8	ChSq1		3.00	0.50	1	2	1	1	1						3.50	
9	2A		3.63	x 0.55	1	1	2	2	2						4.18	
10	StSq3		3.30	0.33	1	1	0	1	1						3.63	
11	CCoSp3V		2.25	0.30	2	1	1	1	2						2.55	
12	CSSp4		3.00	0.30	2	2	0	0	1						3.30	
			54.61												54.47	
Program Components				Factor												
Composition				3.33	5.75	6.50	5.00	5.75	5.50	5.50					5.67	
Presentation				3.33	6.00	5.75	5.25	5.50	5.00					5.50		
Skating Skills				3.33	5.75	6.25	5.25	6.00	6.00					5.92		
Judges Total Program Component Score (factored)															56.91	
Deductions:		Falls			-2.00 (2)											-2.00

Rank	Name	Nation	Starting Number	Total Segment Score	Total Element Score	Total Program Component Score (factored)	Total Deductions									
4	Vladimir SAMOILOV	POL	9	109.27	46.34	64.93	-2.00									
#	Executed Elements	Info	Base Value	GOE	J1	J2	J3	J4	J5	J6	J7	J8	J9	Ref.	Scores of Panel	
1	4Lz<	F <	9.20	-4.60	-5	-5	-5	-5	-5						4.60	
2	4S<	F <	7.76	-3.88	-5	-5	-5	-5	-5						3.88	
3	2A		3.30	0.66	3	2	1	2	2						3.96	
4	3Lo		4.90	0.49	1	1	1	1	2						5.39	
5	CCSp4		3.20	0.64	2	2	1	2	2						3.84	
6	2S		1.43	x 0.17	2	2	0	1	1						1.60	
7	3Lz+3Tq	q	11.11	x -0.79	0	0	-2	-2	-2						10.32	
8	1F!	!	0.55	x -0.10	-2	-2	-1	-2	-2						0.45	
9	FSSp1		2.00	0.27	2	2	1	0	1						2.27	
10	ChSq1		3.00	-0.33	-2	-1	-1	0	0						2.67	
11	StSq3		3.30	0.66	3	2	1	-2	3						3.96	
12	CCoSp3		3.00	0.40	3	2	1	1	1						3.40	
			52.75												46.34	
Program Components				Factor												
Composition				3.33	6.50	7.25	6.00	6.00	7.25					6.58		
Presentation				3.33	6.25	6.75	5.75	5.75	6.75					6.25		
Skating Skills				3.33	6.75	7.25	6.00	5.75	7.50					6.67		
Judges Total Program Component Score (factored)															64.93	
Deductions:		Falls			-2.00 (2)											-2.00

VOLVO OPEN CUP 54TH
JUDGES DETAILS PER SKATER
MEN FREE SKATING

Rank	Name	Nation	Starting Number	Total Segment Score	Total Element Score	Total Program Component Score (factored)	Total Deductions								
5	Tim ENGLAND	GER	5	108.91	49.24	59.67	0.00								
#	Executed Elements	Info	Base Value	GOE	J1	J2	J3	J4	J5	J6	J7	J8	J9	Ref.	Scores of Panel
1	3A		8.00	-2.93	-5	-4	-3	-2	-4						5.07
2	2A+3T		7.50	0.56	2	2	1	1	1						8.06
3	3F+1Eu+3S		10.10	0.00	0	0	0	-1	0						10.10
4	FCCoSp4		3.50	-0.58	-2	-1	-1	-2	-2						2.92
5	2Lo<<	<<	0.50	-0.25	-5	-5	-5	-5	-5						0.25
6	CSSp3		2.60	-0.09	1	-1	1	-1	-1						2.51
7	ChSq1		3.00	0.50	1	1	1	1	1						3.50
8	2Lz		2.31	x 0.21	2	1	0	1	1						2.52
9	2FI+2A+SEQ	!	5.61	x -0.22	0	0	-1	-1	-1						5.39
10	3S		4.73	x 0.14	1	1	0	0	0						4.87
11	CCoSp1		2.00	0.13	0	2	1	1	-1						2.13
12	StSq1		1.80	0.12	2	2	0	0	0						1.92
			51.65												49.24
Program Components				Factor											
Composition				3.33	6.50	6.25	4.75	6.00	5.75						6.00
Presentation				3.33	6.50	6.75	4.50	5.75	5.75						6.00
Skating Skills				3.33	6.25	6.75	4.75	6.00	5.50						5.92
Judges Total Program Component Score (factored)															59.67
Deductions:															0.00

Rank	Name	Nation	Starting Number	Total Segment Score	Total Element Score	Total Program Component Score (factored)	Total Deductions								
6	Lap Kan Lincoln YUEN	HKG	6	93.26	37.22	56.04	0.00								
#	Executed Elements	Info	Base Value	GOE	J1	J2	J3	J4	J5	J6	J7	J8	J9	Ref.	Scores of Panel
1	2Lz		2.10	-0.84	-4	-4	-3	-4	-4						1.26
2	3Lz		5.90	-0.98	-2	-2	-1	-1	-3						4.92
3	3Lo<	<	3.92	-1.18	-3	-3	-3	-3	-3						2.74
4	CCSp3		2.80	0.19	2	1	1	-1	0						2.99
5	2A+2T		4.60	0.00	1	0	0	0	0						4.60
6	StSq2		2.60	0.26	2	1	1	1	1						2.86
7	FSSp3		2.60	0.35	2	2	0	1	1						2.95
8	2S+1Eu+2S		3.41	x -0.39	-3	-4	-3	-2	-3						3.02
9	3T		4.62	x 0.00	2	0	0	0	0						4.62
10	ChSq1		3.00	-0.17	-1	-1	1	1	-1						2.83
11	2T+2T*	*	1.43	x 0.00	0	0	0	1	0						1.43
12	CCoSp3		3.00	0.00	1	0	-1	0	0						3.00
			39.98												37.22
Program Components				Factor											
Composition				3.33	5.75	5.75	5.00	5.50	5.50						5.58
Presentation				3.33	6.00	5.50	5.25	5.50	5.00						5.42
Skating Skills				3.33	6.50	6.00	5.00	5.75	5.75						5.83
Judges Total Program Component Score (factored)															56.04
Deductions:															0.00

VOLVO OPEN CUP 54TH
JUDGES DETAILS PER SKATER
MEN FREE SKATING

Rank	Name	Nation	Starting Number	Total Segment Score	Total Element Score	Total Program Component Score (factored)	Total Deductions								
7	Jan OLLIKAINEN	FIN	2	92.41	39.96	52.45	0.00								
#	Executed Elements	Info	Base Value	GOE	J1	J2	J3	J4	J5	J6	J7	J8	J9	Ref.	Scores of Panel
1	3F+2T		6.60	0.18	1	1	0	0	0						6.78
2	2Lz		2.10	-0.21	-1	-1	-1	-1	-1						1.89
3	2Lz+2T		3.40	-0.14	0	-1	0	-1	-1						3.26
4	3Lo		4.90	-0.82	-2	-2	-1	-1	-2						4.08
5	FCoSp3		3.00	0.50	2	2	0	1	2						3.50
6	3T+2A+1A+SEQ		9.46	x -0.98	-2	-3	-3	-2	-2						8.48
7	2S		1.43	x -0.13	-1	-1	-1	-2	-1						1.30
8	StSq3		3.30	0.11	1	1	0	0	0						3.41
9	2T<<*	<< *	0.00	x 0.00	-	-	-	-	-						0.00
10	ChSq1		3.00	0.33	1	0	1	1	0						3.33
11	CCSp2		2.30	-0.38	-2	-2	-2	-1	-1						1.92
12	CCoSp2V		1.88	0.13	0	1	1	1	-1						2.01
			41.37												39.96
Program Components				Factor											
Composition				3.33	5.50	5.50	4.50	6.00	5.00						5.33
Presentation				3.33	5.00	5.50	4.50	5.75	5.25						5.25
Skating Skills				3.33	5.50	5.25	4.25	5.50	4.75						5.17
Judges Total Program Component Score (factored)															52.45
Deductions:														0.00	

Rank	Name	Nation	Starting Number	Total Segment Score	Total Element Score	Total Program Component Score (factored)	Total Deductions								
8	Adrian JIMENEZ de BALDOMERO	ESP	3	88.82	39.71	49.11	0.00								
#	Executed Elements	Info	Base Value	GOE	J1	J2	J3	J4	J5	J6	J7	J8	J9	Ref.	Scores of Panel
1	3Lzq+3T<	q <	9.26	-2.95	-5	-5	-5	-5	-5						6.31
2	1F		0.50	-0.05	-1	-1	-1	-2	-1						0.45
3	3F<+1A+SEQ	<	5.34	-0.85	-2	-2	-2	-3	-2						4.49
4	3Lz		5.90	-0.59	-1	-1	0	-1	-1						5.31
5	CCoSp1V		1.50	-0.40	-3	-3	-3	-2	-2						1.10
6	StSq2		2.60	-0.35	-2	-1	-1	-2	-1						2.25
7	2S		1.43	x 0.00	0	0	0	0	0						1.43
8	3Lo+1Eu+2F		7.92	x -1.47	-3	-3	-3	-1	-3						6.45
9	FCSSp3		2.60	0.09	1	1	0	-1	0						2.69
10	ChSq1		3.00	-0.50	-2	-1	-1	-1	-1						2.50
11	2A		3.63	x 0.00	0	0	0	0	0						3.63
12	FCoSp3		3.00	0.10	1	1	0	-2	0						3.10
			46.68												39.71
Program Components				Factor											
Composition				3.33	4.75	5.25	4.75	5.00	4.75						4.83
Presentation				3.33	5.25	5.75	4.50	5.00	4.75						5.00
Skating Skills				3.33	5.00	5.25	4.50	5.50	4.50						4.92
Judges Total Program Component Score (factored)															49.11
Deductions:														0.00	

VOLVO OPEN CUP 54TH
JUDGES DETAILS PER SKATER
MEN FREE SKATING

Rank	Name	Nation	Starting Number	Total Segment Score	Total Element Score	Total Program Component Score (factored)				Total Deductions					
9	Charlton DOHERTY	AUS	1	79.48	34.89	46.59				-2.00					
#	Executed Elements	Info	Base Value	GOE	J1	J2	J3	J4	J5	J6	J7	J8	J9	Ref.	Scores of Panel
1	3F+2T		6.60	-1.59	-3	-4	-2	-3	-3						5.01
2	2A		3.30	0.22	1	0	0	1	1						3.52
3	3Lz<<	<<	2.10	-1.05	-5	-5	-5	-5	-5						1.05
4	CCSp4		3.20	0.32	1	1	0	1	1						3.52
5	2F		1.80	-0.48	-3	-2	-3	-1	-3						1.32
6	FCSSp2		2.30	0.15	1	0	1	0	1						2.45
7	3S<	F <	3.78	x -1.72	-5	-5	-5	-5	-5						2.06
8	StSq2		2.60	0.00	1	-1	0	-1	1						2.60
9	ChSq1		3.00	0.17	0	-1	1	0	1						3.17
10	3T	F	4.62	x -2.10	-5	-5	-5	-5	-5						2.52
11	2T+2A+1A+SEQ		6.27	x 0.00	0	0	0	0	-1						6.27
12	CCoSp1V		1.50	-0.10	0	-1	0	-2	-1						1.40
			41.07											34.89	
Program Components				Factor											
Composition				3.33	4.25	5.00	4.25	5.50	4.50						4.58
Presentation				3.33	4.25	4.50	4.00	4.75	4.25						4.33
Skating Skills				3.33	4.75	5.25	4.25	5.25	5.25						5.08
Judges Total Program Component Score (factored)															46.59
Deductions:		Falls	-2.00 (2)										-2.00		

Legend:							
#	Sequence number	GOE	Grade of Execution	Jx	Judges (x=1-9)	Ref.	Referee
*	Invalid element	<	Under-rotated jump	<<	Downgraded jump		
x	Credit for highlight distribution, base value multiplied by 1.1			!	Not clear edge	F	Fall
q	Jump landed on the quarter						

VOLVO OPEN CUP 54TH

WOMEN

Volvo Sporta Centr	16 JAN 2025	20:50	Short Program
	17 JAN 2025	19:10	Free Skating

Size of Skating Arena:	28m*58m
Ice Conditions:	very good
Number of Entries:	11
Number of Participants:	11

Entry Withdrawn:

Short Program		
Duration:	2:40 +/- 10 seconds	
Segment Factor:	1.00	
Program Component Factors:	Composition	1.33
	Presentation	1.33
	Skating Skills	1.33

Free Skating		
Duration:	4:00 +/- 10 seconds	
Segment Factor:	1.00	
Program Component Factors:	Composition	2.67
	Presentation	2.67
	Skating Skills	2.67

VOLVO OPEN CUP 54TH

RESULTS

WOMEN SHORT PROGRAM

Pl.	Name	Nation	Total Segment Score
1	Olivia LISKO	FIN	55.34
2	Meda VARIAKOJYTE	LTU	51.42
3	Mia RISA GOMEZ	NOR	51.15
4	Tara PRASAD	IND	47.58
5	Emilija OZOLA	LAT	46.31
6	Minja PELTONEN	FIN	44.44
7	Eliska BREZINOVA	CZE	40.58
8	Oda HAVGAR	NOR	37.48
9	Lueta SILINA	LAT	36.60
10	Cathryn LIMKETKAI	PHI	34.51
Withdrawn	Katherine ONG PUI KUAN	MAS	WD



Ms. Zanna KULIK, ISU
Referee



Ms. Leena LAAKSONEN, ISU
Technical Controller

Legend:
WD Withdrawn

**VOLVO OPEN CUP 54TH
PANEL OF JUDGES
WOMEN SHORT PROGRAM**

Officials

Technical Controller	Ms. Leena LAAKSONEN	ISU
Technical Specialist	Mr. Raimo REINSALU	ISU
Technical Specialist	Mr. Artem KNYAZEV	ISU

Judges

Referee	Ms. Zanna KULIK	ISU
Judge No. 1	Ms. Karen Anne HARRIS	AUS
Judge No. 2	Ms. Anneli SERVIN	SWE
Judge No. 3	Ms. Anu SORMUNEN	FIN
Judge No. 4	Ms. Oksana VUORELA	EST
Judge No. 5	Mr. Yury KLIUSHNIKOV	AZE

Data/Replay Operator

Data Operator	Ms. Jenny ERIKSSON	SWE
Replay Operator	Ms. Anne FAGERSTROM	ISU

VOLVO OPEN CUP 54TH
JUDGES DETAILS PER SKATER
WOMEN SHORT PROGRAM

Rank	Name	Nation	Starting Number	Total Segment Score	Total Element Score	Total Program Component Score (factored)	Total Deductions
1	Olivia LISKO	FIN	11	55.34	30.73	24.61	0.00

#	Executed Elements	Info	Base Value	GOE	J1	J2	J3	J4	J5	J6	J7	J8	J9	Ref.	Scores of Panel	
1	3T+3T		8.40	0.70	1	0	2	2	3						9.10	
2	3Lz		5.90	-0.59	-1	-1	-1	1	-1						5.31	
3	FSSp4		3.00	0.50	2	2	1	2	1						3.50	
4	2A		3.63	x 0.66	1	2	2	2	2						4.29	
5	StSq3		3.30	0.55	1	3	2	2	1						3.85	
6	LSp4		2.70	0.54	1	2	3	2	2						3.24	
7	CCoSp2V		1.88	-0.44	-2	-3	-2	-3	-1						1.44	
			28.81												30.73	
Program Components			Factor													
	Composition			1.33	5.75	6.50	5.75	6.25	6.00						6.00	
	Presentation			1.33	6.00	6.00	6.00	6.75	6.50						6.17	
	Skating Skills			1.33	5.75	7.00	5.75	6.50	6.75						6.33	
Judges Total Program Component Score (factored)			24.61													
Deductions:																0.00

Rank	Name	Nation	Starting Number	Total Segment Score	Total Element Score	Total Program Component Score (factored)	Total Deductions
2	Meda VARIAKOJYTE	LTU	8	51.42	29.03	22.39	0.00

#	Executed Elements	Info	Base Value	GOE	J1	J2	J3	J4	J5	J6	J7	J8	J9	Ref.	Scores of Panel	
1	3Lz+2T		7.20	-1.77	-3	-3	-3	-3	-3						5.43	
2	3F		5.30	0.35	1	0	0	1	1						5.65	
3	FCSp4		3.20	0.75	1	3	3	3	1						3.95	
4	2A		3.63	x 0.33	1	1	1	2	1						3.96	
5	StSq3		3.30	0.55	2	-1	2	2	1						3.85	
6	CCoSp4		3.50	0.47	1	2	1	3	1						3.97	
7	LSp2		1.90	0.32	1	2	2	3	1						2.22	
			28.03												29.03	
Program Components			Factor													
	Composition			1.33	6.00	5.50	5.25	5.25	6.25						5.58	
	Presentation			1.33	5.75	5.25	5.25	5.50	6.25						5.50	
	Skating Skills			1.33	6.00	4.50	5.50	5.75	6.50						5.75	
Judges Total Program Component Score (factored)			22.39													
Deductions:																0.00

VOLVO OPEN CUP 54TH
JUDGES DETAILS PER SKATER
WOMEN SHORT PROGRAM

Rank	Name	Nation	Starting Number	Total Segment Score	Total Element Score	Total Program Component Score (factored)	Total Deductions								
3	Mia RISA GOMEZ	NOR	9	51.15	28.10	24.05	-1.00								
#	Executed Elements	Info	Base Value	GOE	J1	J2	J3	J4	J5	J6	J7	J8	J9	Ref.	Scores of Panel
1	3Lz+2T		7.20	0.59	1	1	0	2	1						7.79
2	3F	F	5.30	-2.65	-5	-5	-5	-5	-5						2.65
3	CCoSp4		3.50	0.47	1	2	0	2	1						3.97
4	2A		3.63	x -0.44	-2	-2	-1	-1	-1						3.19
5	StSq4		3.90	0.52	1	3	0	2	1						4.42
6	FSSp4		3.00	0.20	0	1	-1	1	1						3.20
7	LSp4		2.70	0.18	1	0	1	2	-1						2.88
			29.23												28.10
Program Components			Factor												
	Composition		1.33	5.75	6.25	5.25	6.00	6.00							5.92
	Presentation		1.33	6.00	6.00	4.75	6.25	6.25							6.08
	Skating Skills		1.33	5.75	6.50	5.25	6.25	6.25							6.08
Judges Total Program Component Score (factored)															24.05
Deductions:			Falls	-1.00	(1)										-1.00

Rank	Name	Nation	Starting Number	Total Segment Score	Total Element Score	Total Program Component Score (factored)	Total Deductions								
4	Tara PRASAD	IND	2	47.58	25.53	22.05	0.00								
#	Executed Elements	Info	Base Value	GOE	J1	J2	J3	J4	J5	J6	J7	J8	J9	Ref.	Scores of Panel
1	3F+2T		6.60	0.53	1	1	1	2	1						7.13
2	2A		3.30	0.44	1	2	1	2	1						3.74
3	CCoSp2		2.50	0.08	0	1	0	1	0						2.58
4	3Lz1q	! q	6.49	x -1.77	-3	-3	-3	-2	-3						4.72
5	FSSp3		2.60	0.35	1	2	1	2	1						2.95
6	LSp1		1.50	0.05	0	1	0	1	0						1.55
7	StSq2		2.60	0.26	0	2	1	1	1						2.86
			25.59												25.53
Program Components			Factor												
	Composition		1.33	5.25	6.00	5.50	5.50	5.25							5.42
	Presentation		1.33	5.50	6.25	5.50	5.75	5.50							5.58
	Skating Skills		1.33	5.25	5.75	5.75	5.00	5.75							5.58
Judges Total Program Component Score (factored)															22.05
Deductions:															0.00

Rank	Name	Nation	Starting Number	Total Segment Score	Total Element Score	Total Program Component Score (factored)	Total Deductions								
5	Emilija OZOLA	LAT	6	46.31	25.79	20.52	0.00								
#	Executed Elements	Info	Base Value	GOE	J1	J2	J3	J4	J5	J6	J7	J8	J9	Ref.	Scores of Panel
1	3Lz		5.90	-0.79	-2	-1	-2	-1	-1						5.11
2	3S+2T		5.60	0.00	0	0	0	1	0						5.60
3	FCSp3		2.80	0.37	0	3	1	2	1						3.17
4	2A		3.63	x 0.11	-1	0	0	1	1						3.74
5	StSq2		2.60	0.17	0	1	0	1	1						2.77
6	SSp4		2.50	0.33	1	1	2	3	1						2.83
7	CCoSp4		3.50	-0.93	-4	-3	-2	-3	0						2.57
			26.53												25.79
Program Components			Factor												
	Composition		1.33	4.25	5.00	5.25	5.25	5.25							5.17
	Presentation		1.33	4.25	5.25	5.25	5.00	5.50							5.17
	Skating Skills		1.33	4.50	5.75	5.00	5.00	5.25							5.08
Judges Total Program Component Score (factored)															20.52
Deductions:															0.00

VOLVO OPEN CUP 54TH
JUDGES DETAILS PER SKATER
WOMEN SHORT PROGRAM

Rank	Name	Nation	Starting Number	Total Segment Score	Total Element Score	Total Program Component Score (factored)	Total Deductions
6	Minja PELTONEN	FIN	5	44.44	21.94	22.50	0.00

#	Executed Elements	Info	Base Value	GOE	J1	J2	J3	J4	J5	J6	J7	J8	J9	Ref.	Scores of Panel
1	3Lz		5.90	-2.75	-4	-5	-5	-5	-4						3.15
2	2F+2T*	*	1.80	-0.90	-5	-5	-5	-5	-5						0.90
3	FCSp3		2.80	0.28	1	1	0	2	1						3.08
4	2A		3.63	x 0.66	1	3	2	2	2						4.29
5	StSq3		3.30	0.66	1	3	2	2	2						3.96
6	SSp4		2.50	0.33	1	2	1	2	1						2.83
7	CCoSp4		3.50	0.23	-1	1	0	2	1						3.73
			23.43												21.94
Program Components				Factor											
Composition				1.33	5.00	7.25	5.25	5.75	5.75						5.58
Presentation				1.33	5.25	7.00	5.00	6.25	5.50						5.67
Skating Skills				1.33	5.25	6.50	5.25	6.00	5.75						5.67
Judges Total Program Component Score (factored)															22.50

Deductions: 0.00

Rank	Name	Nation	Starting Number	Total Segment Score	Total Element Score	Total Program Component Score (factored)	Total Deductions
7	Eliska BREZINOVA	CZE	1	40.58	18.97	22.61	-1.00

#	Executed Elements	Info	Base Value	GOE	J1	J2	J3	J4	J5	J6	J7	J8	J9	Ref.	Scores of Panel
1	3T<+2T	<	4.66	-1.34	-4	-4	-4	-5	-4						3.32
2	1Lz*	*	0.00	0.00	-	-	-	-	-						0.00
3	FCSp3		2.80	-0.19	-2	0	-2	0	0						2.61
4	2A		3.63	x 0.33	0	2	1	1	1						3.96
5	StSq2		2.60	0.35	0	3	1	2	1						2.95
6	CCoSp3		3.00	0.30	0	1	1	2	1						3.30
7	SSp4		2.50	0.33	1	2	1	2	1						2.83
			19.19												18.97
Program Components				Factor											
Composition				1.33	5.00	5.75	5.50	5.50	5.50						5.50
Presentation				1.33	4.75	6.25	5.75	5.75	5.50						5.67
Skating Skills				1.33	5.75	6.50	6.00	5.50	5.75						5.83
Judges Total Program Component Score (factored)															22.61

Deductions: Time violation -1.00

Rank	Name	Nation	Starting Number	Total Segment Score	Total Element Score	Total Program Component Score (factored)	Total Deductions
8	Oda HAVGAR	NOR	3	37.48	15.64	21.84	0.00

#	Executed Elements	Info	Base Value	GOE	J1	J2	J3	J4	J5	J6	J7	J8	J9	Ref.	Scores of Panel
1	3S<<+COMBO	<<	1.30	-0.65	-5	-5	-5	-5	-5						0.65
2	3T<	<	3.36	-1.68	-5	-5	-5	-5	-5						1.68
3	StSq2		2.60	0.43	1	2	2	2	1						3.03
4	CCoSp4		3.50	0.58	1	2	1	3	2						4.08
5	1A*	*	0.00	x 0.00	-	-	-	-	-						0.00
6	FSSp4		3.00	0.40	1	2	0	2	1						3.40
7	LSp3		2.40	0.40	1	3	2	2	1						2.80
			16.16												15.64
Program Components				Factor											
Composition				1.33	5.50	5.75	5.50	5.75	5.00						5.58
Presentation				1.33	5.00	6.00	5.25	6.00	5.00						5.42
Skating Skills				1.33	5.50	5.25	5.50	5.50	4.75						5.42
Judges Total Program Component Score (factored)															21.84

Deductions: 0.00

VOLVO OPEN CUP 54TH
JUDGES DETAILS PER SKATER
WOMEN SHORT PROGRAM


Rank	Name	Nation	Starting Number	Total Segment Score	Total Element Score	Total Program Component Score (factored)				Total Deductions					
9	Lueta SILINA	LAT	4	36.60	18.21	19.39				-1.00					
#	Executed Elements	Info	Base Value	GOE	J1	J2	J3	J4	J5	J6	J7	J8	J9	Ref.	Scores of Panel
1	2A		3.30	0.22	0	1	0	1	1						3.52
2	3S<<	<<	1.30	-0.65	-5	-5	-5	-5	-5						0.65
3	FSSp4		3.00	0.50	1	2	2	2	1						3.50
4	StSq3		3.30	0.22	0	1	0	1	1						3.52
5	3Lo<<+COMBO	F <<	1.87	x -0.85	-5	-5	-5	-5	-5						1.02
6	CCoSp4		3.50	0.35	0	2	0	2	1						3.85
7	LSp2		1.90	0.25	1	2	0	3	1						2.15
			18.17											18.21	
Program Components				Factor											
Composition				1.33	4.50	4.75	5.00	4.75	5.00						4.83
Presentation				1.33	4.50	5.25	4.75	4.50	4.75						4.67
Skating Skills				1.33	4.75	5.75	5.00	5.25	5.00						5.08
Judges Total Program Component Score (factored)															19.39
Deductions:		Falls	-1.00 (1)											-1.00	

Rank	Name	Nation	Starting Number	Total Segment Score	Total Element Score	Total Program Component Score (factored)				Total Deductions					
10	Cathryn LIMKETKAI	PHI	10	34.51	16.78	18.73				-1.00					
#	Executed Elements	Info	Base Value	GOE	J1	J2	J3	J4	J5	J6	J7	J8	J9	Ref.	Scores of Panel
1	2Lz+2T*	* <	2.10	-1.05	-5	-5	-5	-5	-5						1.05
2	3F<	F <	4.24	-2.12	-5	-5	-5	-5	-5						2.12
3	StSq2		2.60	0.09	0	0	-1	1	1						2.69
4	CSp4		2.60	0.52	1	2	2	3	2						3.12
5	2A		3.63	x -0.66	-2	-3	-2	-1	-2						2.97
6	CCoSp3		3.00	-0.10	-2	1	-1	1	-1						2.90
7	FSSp1		2.00	-0.07	-1	0	-2	0	0						1.93
			20.17											16.78	
Program Components				Factor											
Composition				1.33	4.25	5.25	4.25	5.25	4.75						4.75
Presentation				1.33	4.00	5.50	3.75	5.25	4.50						4.58
Skating Skills				1.33	4.50	4.75	4.50	5.00	5.00						4.75
Judges Total Program Component Score (factored)															18.73
Deductions:		Falls	-1.00 (1)											-1.00	

Legend:							
#	Sequence number	GOE	Grade of Execution	Jx	Judges (x=1-9)	Ref.	Referee
*	Invalid element	<	Under-rotated jump	<<	Downgraded jump		
x	Credit for highlight distribution, base value multiplied by 1.1			!	Not clear edge	F	Fall
q	Jump landed on the quarter						

**VOLVO OPEN CUP 54TH
RESULTS
WOMEN**

Pl.	Name	Nation	Total Score	SP	FS
1	Olivia LISKO	FIN	166.89	1	1
2	Meda VARIAKOJYTE	LTU	154.31	2	2
3	Mia RISA GOMEZ	NOR	152.18	3	3
4	Tara PRASAD	IND	142.73	4	4
5	Minja PELTONEN	FIN	132.80	6	5
6	Eliska BREZINOVA	CZE	123.17	7	6
7	Emilija OZOLA	LAT	114.36	5	8
8	Lueta SILINA	LAT	108.35	9	7
9	Oda HAVGAR	NOR	96.65	8	9
Withdrawn					
	Cathryn LIMKETKAI	PHI	34.51	10	WD
	Katherine ONG PUI KUAN	MAS		WD	


Ms. Zanna KULIK, ISU
Referee


Ms. Leena LAAKSONEN, ISU
Technical Controller

Legend:
SP Short Program FS Free Skating WD Withdrawn Pl. Place

**VOLVO OPEN CUP 54TH
PANEL OF JUDGES
WOMEN FREE SKATING
Officials**

Technical Controller	Ms. Leena LAAKSONEN	ISU
Technical Specialist	Mr. Raimo REINSALU	ISU
Technical Specialist	Mr. Artem KNYAZEV	ISU

Judges

Referee	Ms. Zanna KULIK	ISU
Judge No. 1	Ms. Karen Anne HARRIS	AUS
Judge No. 2	Ms. Anneli SERVIN	SWE
Judge No. 3	Ms. Anu SORMUNEN	FIN
Judge No. 4	Ms. Oksana VUORELA	EST
Judge No. 5	Mr. Yury KLIUSHNIKOV	AZE

Data/Replay Operator

Data Operator	Ms. Jenny ERIKSSON	SWE
Replay Operator	Ms. Anne FAGERSTROM	ISU

VOLVO OPEN CUP 54TH
JUDGES DETAILS PER SKATER
WOMEN FREE SKATING

Rank	Name	Nation	Starting Number	Total Segment Score	Total Element Score	Total Program Component Score (factored)				Total Deductions					
1	Olivia LISKO	FIN	10	111.55	59.93	51.62				0.00					
#	Executed Elements	Info	Base Value	GOE	J1	J2	J3	J4	J5	J6	J7	J8	J9	Ref.	Scores of Panel
1	3T+2A+SEQ		7.50	0.98	2	2	3	3	2						8.48
2	2S		1.30	0.04	1	0	0	1	0						1.34
3	3Lz+2T		7.20	0.59	1	-1	1	1	1						7.79
4	3Lz		5.90	0.98	2	1	1	2	2						6.88
5	FSSp4		3.00	0.50	3	1	2	2	1						3.50
6	3S		4.30	0.72	2	2	1	2	1						5.02
7	3S+1Eu+2S		6.71	x 0.43	2	1	1	1	1						7.14
8	LSp4		2.70	0.63	2	2	3	3	1						3.33
9	StSq3		3.30	0.66	2	1	2	2	2						3.96
10	2A		3.63	x 0.66	2	2	2	2	2						4.29
11	ChSq1		3.00	1.00	2	2	2	3	2						4.00
12	CCoSp4		3.50	0.70	2	2	2	2	1						4.20
			52.04											59.93	
Program Components				Factor											
Composition				2.67	6.25	5.75	6.50	6.25	6.50					6.33	
Presentation				2.67	6.50	6.00	6.50	6.50	6.50					6.50	
Skating Skills				2.67	6.50	6.25	6.75	6.25	6.75					6.50	
Judges Total Program Component Score (factored)													51.62		
Deductions:											0.00				

Rank	Name	Nation	Starting Number	Total Segment Score	Total Element Score	Total Program Component Score (factored)				Total Deductions					
2	Meda VARIAKOJYTE	LTU	9	102.89	56.16	46.73				0.00					
#	Executed Elements	Info	Base Value	GOE	J1	J2	J3	J4	J5	J6	J7	J8	J9	Ref.	Scores of Panel
1	2A		3.30	0.44	2	1	1	2	1						3.74
2	3Lz+1Eu+3S		10.70	0.59	1	-1	1	1	1						11.29
3	3Lz		5.90	-0.59	0	-3	0	-2	-1						5.31
4	3F		5.30	0.53	2	1	0	1	1						5.83
5	FCSp4		3.20	0.43	2	1	1	3	1						3.63
6	ChSq1		3.00	0.50	1	0	1	1	1						3.50
7	2Lo		1.87	x 0.06	1	0	-2	1	0						1.93
8	2A+2T		5.06	x 0.33	1	1	0	1	1						5.39
9	3S+2T		6.16	x 0.14	1	-1	0	0	1						6.30
10	LSp3		2.40	0.48	2	2	2	3	1						2.88
11	StSq2		2.60	0.26	1	1	1	2	1						2.86
12	CCoSp3		3.00	0.50	2	0	2	3	1						3.50
			52.49											56.16	
Program Components				Factor											
Composition				2.67	6.25	5.25	6.25	5.25	6.00					5.83	
Presentation				2.67	6.00	5.00	6.25	5.25	6.00					5.75	
Skating Skills				2.67	5.75	4.75	6.50	5.50	6.50					5.92	
Judges Total Program Component Score (factored)													46.73		
Deductions:											0.00				

VOLVO OPEN CUP 54TH
JUDGES DETAILS PER SKATER
WOMEN FREE SKATING

Rank	Name	Nation	Starting Number	Total Segment Score	Total Element Score	Total Program Component Score (factored)	Total Deductions								
3	Mia RISA GOMEZ	NOR	8	101.03	54.09	46.94	0.00								
#	Executed Elements	Info	Base Value	GOE	J1	J2	J3	J4	J5	J6	J7	J8	J9	Ref.	Scores of Panel
1	3Lz		5.90	1.18	1	2	2	3	2						7.08
2	2F		1.80	0.06	1	0	0	1	0						1.86
3	3Lo		4.90	0.49	1	1	0	2	1						5.39
4	3T		4.20	-1.54	-4	-4	-5	-3	-3						2.66
5	CCoSp4		3.50	0.47	1	2	0	2	1						3.97
6	3S+1Eu+2F		7.26	x 0.43	1	1	0	1	1						7.69
7	2A+2A+SEQ		7.26	x 0.33	1	2	0	1	1						7.59
8	3S		4.73	x -0.86	-2	-2	-2	-1	-2						3.87
9	StSq4		3.90	0.13	-2	1	-1	2	1						4.03
10	FSSp4		3.00	0.30	1	1	-1	2	1						3.30
11	ChSq1		3.00	0.50	1	1	1	-1	1						3.50
12	LSp4		2.70	0.45	2	2	1	2	1						3.15
			52.15												54.09
Program Components				Factor											
Composition				2.67	5.50	6.00	5.50	5.50	6.25						5.67
Presentation				2.67	5.75	5.75	5.50	6.00	6.50						5.83
Skating Skills				2.67	6.00	6.25	5.50	6.00	6.25						6.08
Judges Total Program Component Score (factored)															46.94
Deductions:														0.00	

Rank	Name	Nation	Starting Number	Total Segment Score	Total Element Score	Total Program Component Score (factored)	Total Deductions								
4	Tara PRASAD	IND	7	95.15	49.97	45.18	0.00								
#	Executed Elements	Info	Base Value	GOE	J1	J2	J3	J4	J5	J6	J7	J8	J9	Ref.	Scores of Panel
1	3Lo		4.90	0.49	1	1	1	2	1						5.39
2	3F+2T		6.60	0.35	1	-1	0	1	1						6.95
3	3Lze+2T	e	6.02	-1.10	-2	-4	-3	-2	-2						4.92
4	3S		4.30	0.00	0	-1	0	0	0						4.30
5	FCCoSp3V		2.25	0.15	1	0	-2	1	1						2.40
6	3Lze+2A+1A+SEQ	e	10.03	x -0.94	-2	-2	-3	-1	-2						9.09
7	3F<	<	4.66	x -0.85	-2	-2	-2	-2	-2						3.81
8	2Aq	q	3.63	x -1.65	-5	-5	-5	-4	-5						1.98
9	FSSp3		2.60	0.35	1	2	0	2	1						2.95
10	StSq2		2.60	0.26	1	0	1	2	1						2.86
11	ChSq1		3.00	0.67	1	2	1	2	0						3.67
12	LSp1		1.50	0.15	1	1	1	3	0						1.65
			52.09												49.97
Program Components				Factor											
Composition				2.67	4.75	5.50	6.00	5.75	5.00						5.42
Presentation				2.67	5.25	5.75	6.00	6.25	5.00						5.67
Skating Skills				2.67	5.25	6.00	6.25	5.75	5.75						5.83
Judges Total Program Component Score (factored)															45.18
Deductions:														0.00	

VOLVO OPEN CUP 54TH
JUDGES DETAILS PER SKATER
WOMEN FREE SKATING

Rank	Name	Nation	Starting Number	Total Segment Score	Total Element Score	Total Program Component Score (factored)	Total Deductions								
5	Minja PELTONEN	FIN	5	88.36	44.63	44.73	-1.00								
#	Executed Elements	Info	Base Value	GOE	J1	J2	J3	J4	J5	J6	J7	J8	J9	Ref.	Scores of Panel
1	3Lz+2Lo		7.60	0.59	1	1	0	2	1						8.19
2	3F<	<	4.24	-2.12	-5	-5	-5	-5	-5						2.12
3	3Lz<+2A+SEQ	<	8.02	-2.20	-5	-4	-5	-4	-5						5.82
4	FCSp4		3.20	0.43	1	2	1	2	1						3.63
5	1Lo		0.50	-0.03	0	-2	-1	-1	0						0.47
6	3T<<	F <<	1.43	x -0.65	-5	-5	-5	-5	-5						0.78
7	3S		4.73	x 0.43	0	1	1	1	1						5.16
8	StSq3		3.30	0.44	0	2	1	2	1						3.74
9	ChSq1		3.00	0.50	1	1	1	1	1						3.50
10	2A+2T		5.06	x 0.00	0	0	0	0	-1						5.06
11	CCoSp4		3.50	0.35	1	1	1	1	1						3.85
12	SSp3		2.10	0.21	1	2	0	2	0						2.31
			46.68												44.63
Program Components				Factor											
Composition				2.67	5.75	5.25	6.00	5.50	5.25						5.50
Presentation				2.67	5.50	5.50	6.00	6.00	5.50						5.67
Skating Skills				2.67	5.75	5.50	6.25	5.50	5.50						5.58
Judges Total Program Component Score (factored)															44.73
Deductions:		Falls	-1.00 (1)											-1.00	

Rank	Name	Nation	Starting Number	Total Segment Score	Total Element Score	Total Program Component Score (factored)	Total Deductions								
6	Eliska BREZINOVA	CZE	4	82.59	40.41	43.18	-1.00								
#	Executed Elements	Info	Base Value	GOE	J1	J2	J3	J4	J5	J6	J7	J8	J9	Ref.	Scores of Panel
1	3F!q	F ! q	5.30	-2.65	-5	-5	-5	-5	-5						2.65
2	2Lz		2.10	0.00	0	0	-1	1	0						2.10
3	3T		4.20	-1.40	-4	-4	-3	-3	-3						2.80
4	3Lo		4.90	0.16	0	1	0	1	0						5.06
5	FCSSp4		3.00	0.30	1	2	0	1	1						3.30
6	2Lz+2T		3.74	x 0.07	1	0	0	1	0						3.81
7	2T+2A+2Aq+SEQ	q	8.69	x -0.66	-2	-2	-2	-2	-2						8.03
8	FCCoSp3		3.00	0.30	1	1	0	1	1						3.30
9	StSq2		2.60	0.17	0	2	1	0	1						2.77
10	ChSq1		3.00	0.00	-2	0	0	0	1						3.00
11	2S		1.43	x -0.09	-1	-1	-1	0	0						1.34
12	CCoSp2		2.50	-0.25	0	-1	-1	-2	-1						2.25
			44.46												40.41
Program Components				Factor											
Composition				2.67	4.50	5.50	5.50	5.00	5.25						5.25
Presentation				2.67	4.25	5.75	5.50	5.25	5.00						5.25
Skating Skills				2.67	5.75	6.00	6.00	5.25	5.00						5.67
Judges Total Program Component Score (factored)															43.18
Deductions:		Falls	-1.00 (1)											-1.00	

VOLVO OPEN CUP 54TH
JUDGES DETAILS PER SKATER
WOMEN FREE SKATING

Rank	Name	Nation	Starting Number	Total Segment Score	Total Element Score	Total Program Component Score (factored)	Total Deductions								
7	Lueta SILINA	LAT	2	71.75	33.24	38.51	0.00								
#	Executed Elements	Info	Base Value	GOE	J1	J2	J3	J4	J5	J6	J7	J8	J9	Ref.	Scores of Panel
1	2A+1Eu+2S		5.10	0.22	1	0	0	2	1						5.32
2	2A		3.30	0.22	1	0	0	1	1						3.52
3	2Lz!	!	2.10	-0.21	-1	-1	-1	0	-1						1.89
4	2F		1.80	0.24	2	1	1	2	1						2.04
5	CCoSp2V		1.88	0.19	1	1	1	2	1						2.07
6	ChSq1		3.00	-0.17	-2	-2	0	1	1						2.83
7	2Lo+2Lo		3.74	x 0.00	0	0	0	1	0						3.74
8	2F+2T<<	<<	2.42	x -0.90	-5	-5	-5	-5	-5						1.52
9	StSq2		2.60	0.00	0	0	0	1	0						2.60
10	2Lz		2.31	x 0.07	1	0	0	1	0						2.38
11	FSSp2		2.30	0.15	1	1	-2	1	0						2.45
12	LSp3		2.40	0.48	1	2	3	3	1						2.88
			32.95												33.24
Program Components				Factor											
Composition				2.67	5.25	4.25	5.00	5.25	4.00						4.83
Presentation				2.67	5.00	3.75	4.75	5.00	4.25						4.67
Skating Skills				2.67	5.25	4.75	5.00	5.00	4.25						4.92
Judges Total Program Component Score (factored)															38.51
Deductions:														0.00	

Rank	Name	Nation	Starting Number	Total Segment Score	Total Element Score	Total Program Component Score (factored)	Total Deductions								
8	Emilija OZOLA	LAT	6	68.05	32.24	39.81	-4.00								
#	Executed Elements	Info	Base Value	GOE	J1	J2	J3	J4	J5	J6	J7	J8	J9	Ref.	Scores of Panel
1	3Lz	F	5.90	-2.95	-5	-5	-5	-5	-5						2.95
2	3S		4.30	-0.43	-1	-1	-2	-1	0						3.87
3	2A+2T+2Lo		6.30	0.33	1	1	0	2	1						6.63
4	FCSp1		1.90	0.19	1	1	0	2	1						2.09
5	3S+REP		3.01	-1.72	-4	-4	-4	-4	-3						1.29
6	2A	F	3.30	-1.65	-5	-5	-5	-5	-5						1.65
7	2Lz+1Lo		2.86	x -0.07	0	0	-2	-1	0						2.79
8	SSp3		2.10	0.14	1	0	-2	1	1						2.24
9	StSq2		2.60	0.00	0	-1	-2	1	1						2.60
10	ChSq1	F	3.00	-2.33	-5	-5	-5	-4	2						0.67
11	2Lz+2T		3.74	x -0.28	-2	-1	-2	-1	-1						3.46
12	CCoSp2		2.50	-0.50	-2	-1	-3	-4	-1						2.00
			41.51												32.24
Program Components				Factor											
Composition				2.67	5.25	4.75	4.25	5.50	5.25						5.08
Presentation				2.67	4.75	4.50	4.50	5.25	5.25						4.83
Skating Skills				2.67	5.00	5.25	4.50	5.00	5.00						5.00
Judges Total Program Component Score (factored)															39.81
Deductions:							Falls						-4.00 (3)	-4.00	

VOLVO OPEN CUP 54TH
JUDGES DETAILS PER SKATER
WOMEN FREE SKATING

Rank	Name	Nation	Starting Number	Total Segment Score	Total Element Score	Total Program Component Score (factored)				Total Deductions					
9	Oda HAVGAR	NOR	3	59.17	29.58	35.59				-6.00					
#	Executed Elements	Info	Base Value	GOE	J1	J2	J3	J4	J5	J6	J7	J8	J9	Ref.	Scores of Panel
1	A		0.00	0.00	-	-	-	-	-						0.00
2	3Lo<	F <	3.92	-1.96	-5	-5	-5	-5	-5						1.96
3	2S+2T		2.60	0.13	2	1	1	1	0						2.73
4	3T<	F <	3.36	-1.68	-5	-5	-5	-5	-5						1.68
5	CCoSp3		3.00	0.50	2	2	2	1	1						3.50
6	3T<+REP	F <	2.35	-1.68	-5	-5	-5	-5	-5						0.67
7	3S<	F <	3.78	x -1.72	-5	-5	-5	-5	-5						2.06
8	2Lz+1A+1A+SEQ		4.73	x 0.14	1	1	0	1	0						4.87
9	ChSq1		3.00	0.67	1	2	2	1	1						3.67
10	StSq2		2.60	0.26	1	2	2	0	0						2.86
11	FCCoSp4		3.50	0.12	-1	2	0	1	0						3.62
12	LSp2		1.90	0.06	0	1	0	1	-1						1.96
			34.74											29.58	
Program Components				Factor											
Composition				2.67	5.50	5.25	4.00	4.00	4.50					4.58	
Presentation				2.67	4.25	4.75	4.00	3.50	4.25					4.17	
Skating Skills				2.67	5.25	4.75	4.25	4.50	4.50					4.58	
Judges Total Program Component Score (factored)														35.59	
Deductions:		Falls	-6.00 (4)										-6.00		

Legend:							
#	Sequence number	GOE	Grade of Execution	Jx	Judges (x=1-9)	Ref.	Referee
e	Wrong edge	<	Under-rotated jump	<<	Downgraded jump		
x	Credit for highlight distribution, base value multiplied by 1.1			!	Not clear edge	REP	Jump repetition
F	Fall	q	Jump landed on the quarter				

VOLVO OPEN CUP 54TH

JUNIOR MEN

Volvo Sporta Centr	16 JAN 2025	18:05	Short Program
	17 JAN 2025	16:05	Free Skating

Size of Skating Arena:	28m*58m
Ice Conditions:	very good
Number of Entries:	10
Number of Participants:	10

Entry Withdrawn:

Short Program		
Duration:	2:40 +/- 10 seconds	
Segment Factor:	1.00	
Program Component Factors:	Composition	1.67
	Presentation	1.67
	Skating Skills	1.67


Free Skating		
Duration:	3:30 +/- 10 seconds	
Segment Factor:	1.00	
Program Component Factors:	Composition	3.33
	Presentation	3.33
	Skating Skills	3.33

**VOLVO OPEN CUP 54TH
RESULTS
JUNIOR MEN SHORT PROGRAM**

Pl.	Name Club	Nation	Total Segment Score
1	Casper JOHANSSON	SWE	61.08
2	Vladislav CHURAKOV	EST	60.10
3	Albin SAMUELSSON	SWE	55.32
4	Nikolajs KRIVOSEJA	LAT	50.72
5	Julio POTAPENKO	AUS	49.77
6	Daniel KORABELNIK	LTU	49.72
7	Kirills KORKACS	LAT	49.32
8	Daniil VALANOV	NOR	48.19
9	Benjamin ERIKSSON	FIN	45.21
Withdrawn	Itay SHEGELMAN	ISR	WD

Ms. Zanna KULIK, ISU

Referee



Ms. Leena LAAKSONEN, ISU

Technical Controller

Legend:
WD Withdrawn

**VOLVO OPEN CUP 54TH
PANEL OF JUDGES
JUNIOR MEN SHORT PROGRAM**

Officials

Technical Controller	Ms. Leena LAAKSONEN	ISU
Technical Specialist	Mr. Sarkis TEWANIAN	ISU
Technical Specialist	Mr. Artem KNYAZEV	ISU

Judges

Referee	Ms. Zanna KULIK	ISU
Judge No. 1	Ms. Anu SORMUNEN	FIN
Judge No. 2	Mr. Yury KLIUSHNIKOV	AZE
Judge No. 3	Ms. Irina KOMARNICKA	LAT
Judge No. 4	Ms. Karen Anne HARRIS	AUS
Judge No. 5	Ms. Anneli SERVIN	SWE

Data/Replay Operator

Data Operator	Ms. Jenny ERIKSSON	ISU
Replay Operator	Ms. Anne FAGERSTROM	ISU

VOLVO OPEN CUP 54TH
JUDGES DETAILS PER SKATER
JUNIOR MEN SHORT PROGRAM

Rank	Name	Nation	Starting Number	Total Segment Score	Total Element Score	Total Program Component Score (factored)	Total Deductions
1	Casper JOHANSSON	SWE	10	61.08	28.65	32.43	0.00

#	Executed Elements	Info	Base Value	GOE	J1	J2	J3	J4	J5	J6	J7	J8	J9	Ref.	Scores of Panel
1	1F*	*	0.00	0.00	-	-	-	-	-						0.00
2	2A		3.30	0.44	1	1	1	2	3						3.74
3	CCoSp3		3.00	0.40	0	1	1	2	2						3.40
4	FCSp4		3.20	0.43	1	1	2	1	3						3.63
5	3Lz+3Tq	q	11.11	x -0.39	-1	0	-2	0	-1						10.72
6	CSSp4		3.00	0.20	1	1	0	-1	3						3.20
7	StSq3		3.30	0.66	2	1	2	2	3						3.96
			26.91												28.65
Program Components				Factor											
	Composition			1.67	6.25	6.25	6.00	6.50	7.00						6.33
	Presentation			1.67	6.50	6.50	5.75	6.25	6.50						6.42
	Skating Skills			1.67	6.50	6.75	5.50	6.75	6.75						6.67
Judges Total Program Component Score (factored)															32.43

Deductions: 0.00

Rank	Name	Nation	Starting Number	Total Segment Score	Total Element Score	Total Program Component Score (factored)	Total Deductions
2	Vladislav CHURAKOV	EST	2	60.10	30.61	29.49	0.00

#	Executed Elements	Info	Base Value	GOE	J1	J2	J3	J4	J5	J6	J7	J8	J9	Ref.	Scores of Panel
1	3Lz+2T		7.20	0.79	1	1	1	2	2						7.99
2	3F!	!	5.30	-0.18	0	0	-1	0	-1						5.12
3	CCoSp3		3.00	0.50	2	1	1	2	2						3.50
4	2A		3.63	x 0.66	2	1	2	2	2						4.29
5	FCSp4		3.20	0.00	0	0	0	-1	0						3.20
6	StSq2		2.60	0.61	2	1	3	3	2						3.21
7	CSSp4		3.00	0.30	1	0	0	2	2						3.30
			27.93												30.61
Program Components				Factor											
	Composition			1.67	6.50	5.75	6.00	6.00	6.00						6.00
	Presentation			1.67	6.25	5.75	6.25	6.25	5.50						6.08
	Skating Skills			1.67	6.25	5.50	5.50	5.50	5.75						5.58
Judges Total Program Component Score (factored)															29.49

Deductions: 0.00

Rank	Name	Nation	Starting Number	Total Segment Score	Total Element Score	Total Program Component Score (factored)	Total Deductions
3	Albin SAMUELSSON	SWE	4	55.32	28.05	27.27	0.00

#	Executed Elements	Info	Base Value	GOE	J1	J2	J3	J4	J5	J6	J7	J8	J9	Ref.	Scores of Panel
1	3Lz+3Tq	q	10.10	-1.18	-2	-2	-1	-2	-2						8.92
2	3F		5.30	0.53	1	1	1	1	2						5.83
3	CCoSp3V		2.25	0.00	0	0	0	-2	2						2.25
4	2A		3.63	x 0.00	-1	0	0	0	1						3.63
5	StSq2		2.60	0.09	0	0	1	0	1						2.69
6	FCSp2		2.30	-0.08	-1	0	0	0	-1						2.22
7	CSSp3		2.60	-0.09	-1	0	-1	0	1						2.51
			28.78												28.05
Program Components				Factor											
	Composition			1.67	5.50	5.25	5.25	5.50	5.75						5.42
	Presentation			1.67	5.25	5.50	5.25	4.75	5.50						5.33
	Skating Skills			1.67	5.25	5.75	5.00	5.75	6.00						5.58
Judges Total Program Component Score (factored)															27.27

Deductions: 0.00

VOLVO OPEN CUP 54TH
JUDGES DETAILS PER SKATER
JUNIOR MEN SHORT PROGRAM

Rank	Name	Nation	Starting Number	Total Segment Score	Total Element Score	Total Program Component Score (factored)				Total Deductions					
4	Nikolajs KRIVOSEJA	LAT	6	50.72	23.99	26.73				0.00					
#	Executed Elements	Info	Base Value	GOE	J1	J2	J3	J4	J5	J6	J7	J8	J9	Ref.	Scores of Panel
1	2A		3.30	0.22	0	0	1	2	1						3.52
2	3Lzq+2T	q	7.20	-1.57	-3	-2	-2	-3	-3						5.63
3	CSSp3		2.60	-0.35	-2	0	-2	-2	0						2.25
4	StSq2		2.60	0.00	1	0	0	0	0						2.60
5	3Fl<	<	4.66	x -1.84	-4	-4	-4	-5	-5						2.82
6	FCSp4		3.20	0.00	0	0	0	0	0						3.20
7	CCoSp4		3.50	0.47	1	1	2	1	2						3.97
			27.06											23.99	
Program Components				Factor											
Composition				1.67	5.00	5.00	5.25	5.75	5.50					5.25	
Presentation				1.67	5.00	5.50	5.50	5.50	5.75					5.50	
Skating Skills				1.67	5.25	5.00	5.25	5.75	5.25					5.25	
Judges Total Program Component Score (factored)											26.73				
Deductions:										0.00					

Rank	Name	Nation	Starting Number	Total Segment Score	Total Element Score	Total Program Component Score (factored)				Total Deductions					
5	Julio POTAPENKO	AUS	5	49.77	24.73	26.04				-1.00					
#	Executed Elements	Info	Base Value	GOE	J1	J2	J3	J4	J5	J6	J7	J8	J9	Ref.	Scores of Panel
1	3Fq	F q	5.30	-2.65	-5	-5	-5	-5	-5						2.65
2	3Lz+2T		7.20	0.59	0	2	1	1	1						7.79
3	FCSp2		2.30	0.08	-1	1	1	0	0						2.38
4	2A	x	3.63	0.44	2	1	1	1	2						4.07
5	StSq2		2.60	0.09	0	1	0	1	0						2.69
6	CSSp2		2.30	-0.15	-1	-1	0	-1	1						2.15
7	CCoSp3		3.00	0.00	-2	0	0	0	1						3.00
			26.33											24.73	
Program Components				Factor											
Composition				1.67	5.00	5.50	4.25	6.00	5.25					5.25	
Presentation				1.67	4.50	5.25	4.25	5.00	5.25					4.92	
Skating Skills				1.67	5.00	5.75	4.75	6.00	5.50					5.42	
Judges Total Program Component Score (factored)											26.04				
Deductions:										Falls -1.00 (1)					
										-1.00					

Rank	Name	Nation	Starting Number	Total Segment Score	Total Element Score	Total Program Component Score (factored)				Total Deductions					
6	Daniel KORABELNIK	LTU	9	49.72	22.87	26.85				0.00					
#	Executed Elements	Info	Base Value	GOE	J1	J2	J3	J4	J5	J6	J7	J8	J9	Ref.	Scores of Panel
1	2A		3.30	0.44	1	1	1	2	2						3.74
2	3Lz+3T<<	<<	7.20	-2.95	-5	-5	-5	-5	-5						4.25
3	CSSp3		2.60	-0.09	-2	1	0	-1	0						2.51
4	CCoSp3		3.00	0.10	0	1	1	-1	0						3.10
5	3Fe	e	4.66	x -0.56	-2	-1	1	-1	-3						4.10
6	StSq1		1.80	0.06	0	1	0	1	-1						1.86
7	FCSp4		3.20	0.11	1	0	0	1	0						3.31
			25.76											22.87	
Program Components				Factor											
Composition				1.67	5.00	6.00	5.25	5.75	4.75					5.33	
Presentation				1.67	4.75	6.00	5.25	5.50	4.50					5.17	
Skating Skills				1.67	5.25	6.25	5.50	6.00	5.00					5.58	
Judges Total Program Component Score (factored)											26.85				
Deductions:										0.00					

VOLVO OPEN CUP 54TH
JUDGES DETAILS PER SKATER
JUNIOR MEN SHORT PROGRAM

Rank	Name	Nation	Starting Number	Total Segment Score	Total Element Score	Total Program Component Score (factored)				Total Deductions					
7	Kirills KORKACS	LAT	3	49.32	23.87	25.45				0.00					
#	Executed Elements	Info	Base Value	GOE	J1	J2	J3	J4	J5	J6	J7	J8	J9	Ref.	Scores of Panel
1	3Lz+2T		7.20	-1.57	-3	-2	-3	-2	-3						5.63
2	3Flq	!!q	5.30	-1.59	-3	-3	-3	-3	-3						3.71
3	FCSp3		2.80	-0.09	-2	0	0	-1	0						2.71
4	2A		3.63	x 0.00	0	0	0	0	0						3.63
5	StSq2		2.60	0.09	0	0	1	0	1						2.69
6	CCoSp3		3.00	0.10	0	0	1	-1	1						3.10
7	CSSp4		3.00	-0.60	-2	-2	-2	-2	-3						2.40
			27.53											23.87	
Program Components				Factor											
Composition				1.67	4.50	4.75	5.25	5.25	5.25					5.08	
Presentation				1.67	4.50	4.75	5.25	4.75	5.00					4.83	
Skating Skills				1.67	4.75	5.00	5.75	5.50	5.50					5.33	
Judges Total Program Component Score (factored)											25.45				
Deductions:										0.00					

Rank	Name	Nation	Starting Number	Total Segment Score	Total Element Score	Total Program Component Score (factored)				Total Deductions					
8	Daniil VALANOV	NOR	8	48.19	22.58	25.61				0.00					
#	Executed Elements	Info	Base Value	GOE	J1	J2	J3	J4	J5	J6	J7	J8	J9	Ref.	Scores of Panel
1	3S+3T		8.50	-0.57	-1	-1	-1	-2	-2						7.93
2	2A		3.30	0.33	1	1	1	1	1						3.63
3	CCoSp1		2.00	0.27	1	1	2	2	1						2.27
4	3Fe	e	4.66	x -2.12	-4	-5	-5	-5	-5						2.54
5	FCSp2		2.30	-0.31	-2	-1	-2	-1	0						1.99
6	CSSp2		2.30	0.00	-1	1	-1	1	0						2.30
7	StSq1		1.80	0.12	1	1	0	0	1						1.92
			24.86											22.58	
Program Components				Factor											
Composition				1.67	5.00	5.75	5.25	4.75	5.25					5.17	
Presentation				1.67	5.00	5.75	5.25	4.75	4.75					5.00	
Skating Skills				1.67	5.50	6.00	5.00	5.00	5.00					5.17	
Judges Total Program Component Score (factored)											25.61				
Deductions:										0.00					

Rank	Name	Nation	Starting Number	Total Segment Score	Total Element Score	Total Program Component Score (factored)				Total Deductions					
9	Benjamin ERIKSSON	FIN	7	45.21	21.28	23.93				0.00					
#	Executed Elements	Info	Base Value	GOE	J1	J2	J3	J4	J5	J6	J7	J8	J9	Ref.	Scores of Panel
1	3S+2T		5.60	0.00	0	1	1	-1	-1						5.60
2	2F!	!	1.80	-0.30	-1	-1	-2	-2	-2						1.50
3	FCSp4		3.20	-0.21	-1	0	0	-1	-2						2.99
4	StSq2		2.60	0.09	1	1	0	0	-1						2.69
5	2A		3.63	x 0.22	1	0	1	1	0						3.85
6	CSSp3		2.60	-0.95	-3	-3	-4	-4	-5						1.65
7	CCoSp3		3.00	0.00	0	1	0	-1	0						3.00
			22.43											21.28	
Program Components				Factor											
Composition				1.67	4.75	4.50	5.00	5.50	4.25					4.75	
Presentation				1.67	5.00	4.50	4.75	5.00	4.75					4.83	
Skating Skills				1.67	4.75	4.75	4.75	5.25	4.50					4.75	
Judges Total Program Component Score (factored)											23.93				
Deductions:										0.00					

**VOLVO OPEN CUP 54TH
JUDGES DETAILS PER SKATER
JUNIOR MEN SHORT PROGRAM**

Legend:

#	Sequence number	GOE	Grade of Execution	Jx	Judges (x=1-9)	Ref.	Referee
*	Invalid element	e	Wrong edge	<	Under-rotated jump	<<	Downgraded jump
x	Credit for highlight distribution, base value multiplied by 1.1			!	Not clear edge	F	Fall
q	Jump landed on the quarter						

**VOLVO OPEN CUP 54TH
RESULTS
JUNIOR MEN**

Pl.	Name	Nation	Total Score	SP	FS
1	Casper JOHANSSON	SWE	180.76	1	1
2	Vladislav CHURAKOV	EST	167.51	2	2
3	Nikolajs KRIVOSEJA	LAT	157.48	4	4
4	Kirills KORKACS	LAT	156.67	7	3
5	Albin SAMUELSSON	SWE	156.55	3	5
6	Daniil VALANOV	NOR	144.24	8	6
7	Daniel KORABELNIK	LTU	138.10	6	7
8	Julio POTAPENKO	AUS	137.39	5	8
9	Benjamin ERIKSSON	FIN	129.49	9	9
Withdrawn	Itay SHEGELMAN	ISR			WD



Ms. Zanna KULIK, ISU
Referee



Ms. Leena LAAKSONEN, ISU
Technical Controller

Legend:					
SP	Short Program	FS	Free Skating	WD	Withdrawn
				Pl.	Place

**VOLVO OPEN CUP 54TH
PANEL OF JUDGES
JUNIOR MEN FREE SKATING**

Officials

Technical Controller	Ms. Leena LAAKSONEN	ISU
Technical Specialist	Mr. Sarkis TEWANIAN	ISU
Technical Specialist	Mr. Artem KNYAZEV	ISU

Judges

Referee	Ms. Zanna KULIK	ISU
Judge No. 1	Ms. Anu SORMUNEN	FIN
Judge No. 2	Mr. Yury KLIUSHNIKOV	AZE
Judge No. 3	Ms. Irina KOMARNICKA	LAT
Judge No. 4	Ms. Karen Anne HARRIS	AUS
Judge No. 5	Ms. Anneli SERVIN	SWE

Data/Replay Operator

Data Operator	Ms. Jenny ERIKSSON	ISU
Replay Operator	Ms. Anne FAGERSTROM	ISU

VOLVO OPEN CUP 54TH
JUDGES DETAILS PER SKATER
JUNIOR MEN FREE SKATING

Rank	Name	Nation	Starting Number	Total Segment Score	Total Element Score	Total Program Component Score (factored)	Total Deductions
1	Casper JOHANSSON	SWE	9	119.68	56.41	63.27	0.00

#	Executed Elements	Info	Base Value	GOE	J1	J2	J3	J4	J5	J6	J7	J8	J9	Ref.	Scores of Panel	
1	3T<<	<<	1.30	-0.65	-5	-5	-5	-5	-5						0.65	
2	4S		9.70	0.00	0	1	0	0	0						9.70	
3	3Loq	q	4.90	-0.98	-2	-2	-2	-2	-1						3.92	
4	3F		5.30	0.53	1	1	1	0	1						5.83	
5	FCSp4		3.20	0.32	1	1	1	-2	2						3.52	
6	CSSp4		3.00	0.30	-1	0	2	1	2						3.30	
7	3Lz+3T		11.11	x 0.79	1	2	2	1	1						11.90	
8	3Lz+2T		7.92	x 0.00	0	1	-1	0	0						7.92	
9	3S+SEQ+1A*+1A*	* *	4.73	x -1.86	-5	-5	-4	-4	-4						2.87	
10	ChSq1		3.00	0.50	1	1	1	1	2						3.50	
11	CCoSp3		3.00	0.30	0	1	1	1	2						3.30	
			57.16												56.41	
Program Components				Factor												
Composition				3.33	5.50	6.25	6.25	6.25	6.75							6.25
Presentation				3.33	5.00	6.50	6.75	6.25	6.50							6.42
Skating Skills				3.33	5.50	6.25	6.25	6.50	7.25							6.33
Judges Total Program Component Score (factored)																63.27

Deductions:		0.00
--------------------	--	-------------

Rank	Name	Nation	Starting Number	Total Segment Score	Total Element Score	Total Program Component Score (factored)	Total Deductions
2	Vladislav CHURAKOV	EST	8	107.41	49.33	59.08	-1.00

#	Executed Elements	Info	Base Value	GOE	J1	J2	J3	J4	J5	J6	J7	J8	J9	Ref.	Scores of Panel	
1	3F+1Eu+2F		7.60	0.88	2	1	2	2	1						8.48	
2	3Lzq+2T	q	7.20	-1.18	-2	-2	-2	-2	-2						6.02	
3	3Lo+2T		6.20	0.49	1	1	1	1	1						6.69	
4	3Lz<	F <	4.72	-2.36	-5	-5	-5	-5	-5						2.36	
5	3Lo		5.39	x -0.16	-1	0	0	0	-1						5.23	
6	2A		3.63	x 0.22	1	0	1	1	0						3.85	
7	CCoSp3		3.00	0.20	0	1	1	1	0						3.20	
8	ChSq1		3.00	0.83	1	1	2	3	2						3.83	
9	2A		3.63	x 0.22	0	0	1	1	1						3.85	
10	FCSp3		2.80	-0.28	-2	0	-1	-1	-1						2.52	
11	FCCoSp3		3.00	0.30	-1	1	1	1	2						3.30	
			50.17												49.33	
Program Components				Factor												
Composition				3.33	4.50	5.75	6.25	6.25	6.25							6.08
Presentation				3.33	5.00	5.75	6.50	6.75	6.00							6.08
Skating Skills				3.33	5.50	5.25	5.75	5.50	5.75							5.58
Judges Total Program Component Score (factored)																59.08

Deductions:	Falls	-1.00 (1)	-1.00
--------------------	-------	-----------	--------------

VOLVO OPEN CUP 54TH
JUDGES DETAILS PER SKATER
JUNIOR MEN FREE SKATING

Rank	Name	Nation	Starting Number	Total Segment Score	Total Element Score	Total Program Component Score (factored)	Total Deductions
3	Kirills KORKACS	LAT	3	107.35	55.47	51.88	0.00

#	Executed Elements	Info	Base Value	GOE	J1	J2	J3	J4	J5	J6	J7	J8	J9	Ref.	Scores of Panel
1	3Lz+2A+2A+SEQ		12.50	0.39	1	0	1	0	1						12.89
2	3T		4.20	0.00	0	0	0	0	0						4.20
3	3Lo+2T		6.20	0.00	0	0	0	0	0						6.20
4	FCSp4		3.20	-0.11	-1	1	0	-1	0						3.09
5	1Fe	e	0.40	-0.13	-3	-2	-4	-3	-4						0.27
6	3Lo		5.39	x 0.16	0	1	0	0	2						5.55
7	CSSp4		3.00	0.30	1	1	1	1	2						3.30
8	3S+2T		6.16	x 0.00	-1	0	0	0	0						6.16
9	3Lz		6.49	x 0.39	0	1	1	1	0						6.88
10	CCoSp3		3.00	0.10	0	0	0	1	1						3.10
11	ChSq1		3.00	0.83	2	0	2	1	2						3.83
			53.54												55.47
Program Components				Factor											
Composition				3.33	5.25	4.25	5.50	5.50	5.00						5.25
Presentation				3.33	5.00	4.00	5.50	5.50	4.75						5.08
Skating Skills				3.33	5.00	4.75	5.50	5.50	5.25						5.25
Judges Total Program Component Score (factored)															51.88

Deductions: 0.00

Rank	Name	Nation	Starting Number	Total Segment Score	Total Element Score	Total Program Component Score (factored)	Total Deductions
4	Nikolajs KRIVOSEJA	LAT	6	106.76	52.65	54.11	0.00

#	Executed Elements	Info	Base Value	GOE	J1	J2	J3	J4	J5	J6	J7	J8	J9	Ref.	Scores of Panel
1	3S+2T+2Lo		7.30	-0.14	-1	0	0	-1	0						7.16
2	3Lo		4.90	0.16	1	0	0	0	1						5.06
3	3F		5.30	0.35	1	0	1	0	1						5.65
4	3S		4.30	0.57	2	1	1	1	2						4.87
5	FCCoSp4		3.50	0.47	1	1	0	2	2						3.97
6	ChSq1		3.00	0.33	1	0	1	0	2						3.33
7	2A+2A+SEQ		7.26	x -0.99	-2	-3	-3	-3	-4						6.27
8	CSSp3		2.60	-0.17	-1	-1	0	-1	1						2.43
9	3T+2T		6.05	x 0.00	0	0	-1	0	0						6.05
10	3T		4.62	x 0.14	1	0	0	0	1						4.76
11	CCoSp3		3.00	0.10	-1	0	1	0	2						3.10
			51.83												52.65
Program Components				Factor											
Composition				3.33	5.00	4.00	5.25	5.75	5.50						5.25
Presentation				3.33	5.00	4.75	5.75	5.75	5.50						5.42
Skating Skills				3.33	5.50	4.75	5.50	6.00	5.75						5.58
Judges Total Program Component Score (factored)															54.11

Deductions: 0.00

VOLVO OPEN CUP 54TH
JUDGES DETAILS PER SKATER
JUNIOR MEN FREE SKATING

Rank	Name	Nation	Starting Number	Total Segment Score	Total Element Score	Total Program Component Score (factored)	Total Deductions
5	Albin SAMUELSSON	SWE	7	101.23	48.25	54.98	-2.00

#	Executed Elements	Info	Base Value	GOE	J1	J2	J3	J4	J5	J6	J7	J8	J9	Ref.	Scores of Panel	
1	3Lz+3Tq+2A+SEQ	q	13.40	-1.18	-2	-2	-2	-2	-2						12.22	
2	3S+2T		5.60	0.57	1	1	2	1	2						6.17	
3	3F!q+2T	!!q	6.60	-1.59	-3	-3	-3	-3	-3						5.01	
4	3Lzq	q	5.90	-1.18	-2	-2	-1	-2	-2						4.72	
5	CCoSp	F	0.00	0.00	-	-	-	-	-						0.00	
6	3Lo		4.90	0.49	0	1	1	1	2						5.39	
7	FCCoSp3		3.00	-0.70	-4	-1	-2	-3	-2						2.30	
8	ChSq1		3.00	0.67	2	1	0	1	2						3.67	
9	3F!<	F !!<	4.66	x -2.12	-5	-5	-5	-5	-5						2.54	
10	2A		3.63	x 0.00	0	0	0	0	0						3.63	
11	CSSp3		2.60	0.00	-2	0	0	0	1						2.60	
			53.29												48.25	
Program Components				Factor												
Composition				3.33	5.50	5.00	5.00	5.75	6.25					5.42		
Presentation				3.33	5.00	5.25	5.25	5.75	5.75					5.42		
Skating Skills				3.33	5.00	5.25	5.75	6.00	6.00					5.67		
Judges Total Program Component Score (factored)														54.98		
Deductions:			Falls	-2.00	(2)											-2.00

Rank	Name	Nation	Starting Number	Total Segment Score	Total Element Score	Total Program Component Score (factored)	Total Deductions
6	Daniil VALANOV	NOR	2	96.05	46.39	49.66	0.00

#	Executed Elements	Info	Base Value	GOE	J1	J2	J3	J4	J5	J6	J7	J8	J9	Ref.	Scores of Panel	
1	3S+3T		8.50	0.86	2	1	2	2	2						9.36	
2	3F!+1Eu+2S	!	7.10	-0.88	-2	0	-2	-1	-2						6.22	
3	3Lo+1T		5.30	-0.82	-2	-2	-2	-1	-1						4.48	
4	3F!	!	5.30	-0.18	0	0	-1	0	-1						5.12	
5	CCoSp2V		1.88	0.13	1	0	0	1	2						2.01	
6	3Lo		5.39	x -1.63	-4	-3	-4	-3	-2						3.76	
7	ChSq1		3.00	0.50	2	1	1	1	1						3.50	
8	2A		3.63	x 0.11	-1	0	0	1	1						3.74	
9	CSSp1		1.90	-0.13	-2	-1	-1	0	1						1.77	
10	2A		3.63	x 0.00	0	0	0	0	1						3.63	
11	FCCoSp3		3.00	-0.20	-1	0	-1	-1	1						2.80	
			48.63												46.39	
Program Components				Factor												
Composition				3.33	5.00	4.25	4.50	5.75	4.75					4.75		
Presentation				3.33	4.75	4.50	5.25	5.25	5.25					5.08		
Skating Skills				3.33	5.50	4.50	4.75	5.75	5.00					5.08		
Judges Total Program Component Score (factored)														49.66		
Deductions:																0.00

VOLVO OPEN CUP 54TH
JUDGES DETAILS PER SKATER
JUNIOR MEN FREE SKATING

Rank	Name	Nation	Starting Number	Total Segment Score	Total Element Score	Total Program Component Score (factored)	Total Deductions
7	Daniel KORABELNIK	LTU	4	88.38	41.92	47.46	-1.00

#	Executed Elements	Info	Base Value	GOE	J1	J2	J3	J4	J5	J6	J7	J8	J9	Ref.	Scores of Panel	
1	3Lz+2T		7.20	-0.39	0	0	-1	-1	-2						6.81	
2	3Fe	e	4.24	-0.99	-2	-2	-4	-2	-3						3.25	
3	3Lo		4.90	-1.47	-2	-3	-3	-3	-4						3.43	
4	3Fe+1T	e	4.64	-1.70	-4	-4	-4	-3	-4						2.94	
5	FCSp4		3.20	0.21	0	0	1	1	2						3.41	
6	3Lz+2A+SEQ		10.12	x 0.00	1	0	0	0	-1						10.12	
7	3Tq	F q	4.62	x -2.10	-5	-5	-5	-5	-5						2.52	
8	CSSp3		2.60	-0.17	-2	0	0	-2	0						2.43	
9	ChSq1		3.00	0.00	0	0	0	-1	0						3.00	
10	1A		1.21	x 0.00	-1	0	0	0	0						1.21	
11	CCoSp3		3.00	-0.20	0	-1	-1	-1	0						2.80	
			48.73												41.92	
Program Components				Factor												
Composition				3.33	4.50	4.00	4.75	5.00	4.75					4.67		
Presentation				3.33	4.50	4.50	5.00	4.25	4.50					4.50		
Skating Skills				3.33	5.00	4.50	5.25	5.50	5.00					5.08		
Judges Total Program Component Score (factored)														47.46		
Deductions:			Falls	-1.00	(1)											-1.00

Rank	Name	Nation	Starting Number	Total Segment Score	Total Element Score	Total Program Component Score (factored)	Total Deductions
8	Julio POTAPENKO	AUS	5	87.62	41.33	48.29	-2.00

#	Executed Elements	Info	Base Value	GOE	J1	J2	J3	J4	J5	J6	J7	J8	J9	Ref.	Scores of Panel	
1	3Lz	F	5.90	-2.95	-5	-5	-5	-5	-5						2.95	
2	3F!+2T	!	6.60	-0.71	-1	-1	-2	-1	-2						5.89	
3	3F!<	F ! <	4.24	-2.12	-5	-5	-5	-5	-5						2.12	
4	3Lo<	<	3.92	-1.70	-5	-2	-4	-5	-4						2.22	
5	CCSp3		2.80	0.09	-1	0	1	0	1						2.89	
6	3S+2T		6.16	x 0.29	0	1	1	0	1						6.45	
7	3S		4.73	x 0.00	0	0	0	0	0						4.73	
8	2A+1A+2A<+SEQ	<	7.74	x -0.66	1	-2	-3	-2	-2						7.08	
9	ChSq1		3.00	0.17	0	1	0	0	1						3.17	
10	FSSp1		2.00	-0.67	-3	-4	-3	-2	-4						1.33	
11	CCoSp2		2.50	0.00	-2	0	0	0	0						2.50	
			49.59												41.33	
Program Components				Factor												
Composition				3.33	4.75	4.25	5.00	5.75	5.25					5.00		
Presentation				3.33	4.25	4.25	4.50	4.25	4.75					4.33		
Skating Skills				3.33	5.00	4.50	5.00	5.75	5.50					5.17		
Judges Total Program Component Score (factored)														48.29		
Deductions:			Falls	-2.00	(2)											-2.00

VOLVO OPEN CUP 54TH
JUDGES DETAILS PER SKATER
JUNIOR MEN FREE SKATING

Rank	Name	Nation	Starting Number	Total Segment Score	Total Element Score	Total Program Component Score (factored)				Total Deductions					
9	Benjamin ERIKSSON	FIN	1	84.28	38.53	45.75				0.00					
#	Executed Elements	Info	Base Value	GOE	J1	J2	J3	J4	J5	J6	J7	J8	J9	Ref.	Scores of Panel
1	3S+3T<	<	7.66	-2.15	-5	-5	-5	-5	-5						5.51
2	3A<<	<<	3.30	-1.65	-5	-5	-5	-5	-5						1.65
3	3Loq+1Eu+2F!	q !	7.20	-2.12	-3	-5	-5	-3	-5						5.08
4	3T		4.20	-0.42	-1	-1	-1	-1	0						3.78
5	CCoSp4V		2.63	0.17	0	1	1	2	0						2.80
6	3Lo<	<	4.31	x -0.78	-2	-2	-3	-2	-2						3.53
7	2A+2T		5.06	x 0.00	-1	0	0	0	0						5.06
8	FCSp3		2.80	-0.47	-2	-2	0	-2	-1						2.33
9	ChSq1		3.00	-0.17	0	0	-1	-3	0						2.83
10	2A		3.63	x -0.44	-1	-1	-1	-2	-2						3.19
11	CSSp3		2.60	0.17	2	0	1	0	1						2.77
			46.39												38.53
Program Components				Factor											
Composition				3.33	4.75	3.50	5.00	5.25	4.75					4.83	
Presentation				3.33	4.25	3.75	4.75	3.75	4.25					4.08	
Skating Skills				3.33	4.75	3.50	5.25	5.50	4.50					4.83	
Judges Total Program Component Score (factored)														45.75	
Deductions:														0.00	

Legend:	
#	Sequence number
*	Invalid element
x	Credit for highlight distribution, base value multiplied by 1.1
q	Jump landed on the quarter
GOE	Grade of Execution
e	Wrong edge
Jx	Judges (x=1-9)
<	Under-rotated jump
!	Not clear edge
Ref.	Referee
<<	Downgraded jump
F	Fall

VOLVO OPEN CUP 54TH

JUNIOR WOMEN

Volvo Sporta Centr	16 JAN 2025	12:30	Short Program
	17 JAN 2025	10:40	Free Skating

Size of Skating Arena:	28m*58m
Ice Conditions:	very good
Number of Entries:	39
Number of Participants:	39

Entry Withdrawn:

Short Program		
Duration:	2:40 +/- 10 seconds	
Segment Factor:	1.00	
Program Component Factors:	Composition	1.33
	Presentation	1.33
	Skating Skills	1.33

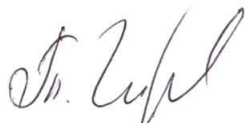
Free Skating		
Duration:	3:30 +/- 10 seconds	
Segment Factor:	1.00	
Program Component Factors:	Composition	2.67
	Presentation	2.67
	Skating Skills	2.67

**VOLVO OPEN CUP 54TH
RESULTS
JUNIOR WOMEN SHORT PROGRAM**

Pl.	Name Club	Nation	Total Segment Score
1	Iida KARHUNEN	FIN	66.20
2	Kira BARANOVSKA	LAT	60.28
3	Sofya TITOVA	ARM	58.97
4	Alexandra ODMAN	SWE	55.10
5	Venla SINISALO	FIN	52.97
6	Elizabeth NOU	EST	51.24
7	Darja TRUBITSON	FIN	50.97
8	Evelina STAVICKYTE	LTU	48.74
9	Vasilisa BOGOMOLOVA	CYP	46.83
10	Meea MÄNNIKKO	FIN	44.62
11	Ariadna GUPTA ESPADA	ESP	42.79
12	Gabriele JUSKAITE	LTU	42.67
13	Milana SINIAVSKYTE	LTU	41.99
14	Cathryn LIMKETKAI	PHI	41.89
15	Pernille WITH	NOR	40.12
16	Agne IVANOVAITE	LTU	39.38
17	Jelizaveta DEREKINA	LAT	38.31
18	Leilah PATTEN	GBR	37.98
19	Therese HAVAG	NOR	37.47
20	Miriama SOSINA	LAT	37.26
21	Elea RUSTGAARD	NOR	36.39
22	Megija FOGELMANE	LAT	36.37
23	Ella FEHN	SWE	36.02
24	Emma MAEVSKI	NOR	33.17
25	Mia Liisu KRUMINS	EST	32.76
26	Diana ERPORT	EST	32.64

**VOLVO OPEN CUP 54TH
RESULTS
JUNIOR WOMEN SHORT PROGRAM**

Pl.	Name Club	Nation	Total Segment Score
27	Zlata RUDAKOVA	LAT	32.44
28	Fernanda GUASCO ROBLES	MEX	31.96
29	Taisia KRIVOSHEYA	LAT	31.57
30	Celin Beate ELLINGSEN	NOR	30.96
31	Ann KYLE	AUS	29.18
32	Lilian MUSGRAVE	GBR	29.17
33	Jelizaveta RUDNEVA	EST	28.05
34	Maria DORLOVA	EST	26.89
35	Jasmine COETZEE	RSA	22.77
Withdrawn			
	Varvara ABRAMKINA	CYP	WD
	Daria MOSKVITINA	ESP	WD
	Sofia HRYHORENKO	UKR	WD
	Huong Dieu LE	VIE	WD



Ms. Tatiana YORDANOVA, ISU

Referee



Ms. Emilie BILLOW, ISU

Technical Controller

Legend:
WD Withdrawn

**VOLVO OPEN CUP 54TH
PANEL OF JUDGES
JUNIOR WOMEN SHORT PROGRAM**

Officials

Technical Controller	Ms. Emilie BILLOW	ISU
Technical Specialist	Ms. Olga BARANOVA	ISU
Technical Specialist	Mr. Sarkis TEWANIAN	ISU

Judges

Referee	Ms. Tatiana YORDANOVA	ISU
Judge No. 1	Ms. Anneli SERVIN	SWE
Judge No. 2	Ms. Irina KOMARNICKA	LAT
Judge No. 3	Ms. Zanna KULIK	EST
Judge No. 4	Ms. Oksana DOLHOPOLOVA	UKR
Judge No. 5	Ms. Oksana VUORELA	EST

Data/Replay Operator

Data Operator	Ms. Anne FAGERSTROM	ISU
Replay Operator	Ms. Jenny ERIKSSON	SWE

VOLVO OPEN CUP 54TH
JUDGES DETAILS PER SKATER
JUNIOR WOMEN SHORT PROGRAM

Rank	Name	Nation	Starting Number	Total Segment Score	Total Element Score	Total Program Component Score (factored)	Total Deductions
1	Iida KARHUNEN	FIN	19	66.20	38.94	27.26	0.00

#	Executed Elements	Info	Base Value	GOE	J1	J2	J3	J4	J5	J6	J7	J8	J9	Ref.	Scores of Panel
1	3Lz+3Lo		10.80	0.79	1	2	1	1	2						11.59
2	2A		3.30	0.44	1	1	2	1	2						3.74
3	FCSp4		3.20	0.96	1	3	3	4	3						4.16
4	3F		5.83	x 0.88	2	1	1	3	2						6.71
5	StSq4		3.90	1.04	2	2	3	3	3						4.94
6	CCoSp4		3.50	0.70	3	2	2	2	2						4.20
7	LSp4		2.70	0.90	2	4	4	3	3						3.60
			33.23												38.94
Program Components			Factor												
	Composition			1.33	6.75	6.50	7.50	7.50	6.25						6.92
	Presentation			1.33	7.25	7.00	6.75	6.75	6.25						6.83
	Skating Skills			1.33	6.50	6.75	7.25	7.00	6.50						6.75
Judges Total Program Component Score (factored)													27.26		

Deductions: 0.00

Rank	Name	Nation	Starting Number	Total Segment Score	Total Element Score	Total Program Component Score (factored)	Total Deductions
2	Kira BARANOVSKA	LAT	22	60.28	35.01	25.27	0.00

#	Executed Elements	Info	Base Value	GOE	J1	J2	J3	J4	J5	J6	J7	J8	J9	Ref.	Scores of Panel
1	2A		3.30	-0.11	-1	0	-1	0	0						3.19
2	3F		5.30	1.41	1	2	3	3	4						6.71
3	FCSp4		3.20	0.64	2	2	2	2	2						3.84
4	3Lz+2T		7.92	x 0.98	1	1	2	2	3						8.90
5	CCoSp4		3.50	0.82	2	2	3	2	3						4.32
6	StSq4		3.90	0.91	3	2	2	2	3						4.81
7	LSp4		2.70	0.54	2	2	2	2	3						3.24
			29.82												35.01
Program Components			Factor												
	Composition			1.33	6.25	6.75	6.50	6.75	6.00						6.50
	Presentation			1.33	6.50	6.25	6.25	6.25	5.50						6.25
	Skating Skills			1.33	6.00	6.50	6.50	6.25	6.00						6.25
Judges Total Program Component Score (factored)													25.27		

Deductions: 0.00

Rank	Name	Nation	Starting Number	Total Segment Score	Total Element Score	Total Program Component Score (factored)	Total Deductions
3	Sofya TITOVA	ARM	30	58.97	33.36	25.61	0.00

#	Executed Elements	Info	Base Value	GOE	J1	J2	J3	J4	J5	J6	J7	J8	J9	Ref.	Scores of Panel
1	3Lz+2T		7.20	0.59	0	1	1	1	2						7.79
2	2A		3.30	0.66	1	2	2	2	3						3.96
3	CCoSp4		3.50	0.70	2	3	2	2	2						4.20
4	3F		5.83	x 1.06	0	2	2	2	3						6.89
5	FCSp4		3.20	0.64	1	2	3	2	2						3.84
6	StSq3		3.30	0.66	0	2	2	2	3						3.96
7	LSp3		2.40	0.32	3	1	1	1	2						2.72
			28.73												33.36
Program Components			Factor												
	Composition			1.33	5.75	6.50	6.50	6.50	6.00						6.33
	Presentation			1.33	5.50	6.50	6.75	6.50	6.25						6.42
	Skating Skills			1.33	6.00	6.25	6.75	7.00	6.50						6.50
Judges Total Program Component Score (factored)													25.61		

Deductions: 0.00

VOLVO OPEN CUP 54TH
JUDGES DETAILS PER SKATER
JUNIOR WOMEN SHORT PROGRAM

Rank	Name	Nation	Starting Number	Total Segment Score	Total Element Score	Total Program Component Score (factored)	Total Deductions
4	Alexandra ODMAN	SWE	29	55.10	31.15	23.95	0.00

#	Executed Elements	Info	Base Value	GOE	J1	J2	J3	J4	J5	J6	J7	J8	J9	Ref.	Scores of Panel
1	2A		3.30	0.11	0	1	0	0	1						3.41
2	3Lz+3Tq	q	10.10	-1.18	-2	-2	-1	-2	-2						8.92
3	FCSp4		3.20	0.75	2	2	3	2	3						3.95
4	3Fq	q	5.83	x -1.24	-2	-4	-2	-2	-3						4.59
5	CCoSp4V		2.63	0.26	1	1	1	1	1						2.89
6	StSq4		3.90	0.91	2	1	3	3	2						4.81
7	SSp4		2.50	0.08	2	-1	2	0	-1						2.58
			31.46												31.15
Program Components				Factor											
	Composition			1.33	6.50	4.75	6.75	7.00	5.25						6.17
	Presentation			1.33	6.25	5.50	6.50	6.75	5.00						6.08
	Skating Skills			1.33	6.00	5.25	6.25	6.00	5.00						5.75
Judges Total Program Component Score (factored)															23.95

Deductions:	0.00
--------------------	-------------

Rank	Name	Nation	Starting Number	Total Segment Score	Total Element Score	Total Program Component Score (factored)	Total Deductions
5	Venia SINISALO	FIN	14	52.97	29.80	23.17	0.00

#	Executed Elements	Info	Base Value	GOE	J1	J2	J3	J4	J5	J6	J7	J8	J9	Ref.	Scores of Panel
1	3Lo+2T		6.20	0.98	2	2	1	2	2						7.18
2	3F		5.30	-1.94	-4	-3	-3	-4	-4						3.36
3	SSp4		2.50	0.58	3	2	3	2	2						3.08
4	2A	x	3.63	0.66	2	2	2	1	2						4.29
5	CCoSp4		3.50	0.70	2	1	2	2	2						4.20
6	StSq3		3.30	0.66	2	2	2	1	2						3.96
7	FCSp4		3.20	0.53	2	2	1	1	2						3.73
			27.63												29.80
Program Components				Factor											
	Composition			1.33	5.75	6.00	5.25	5.75	5.50						5.67
	Presentation			1.33	5.50	6.75	5.50	6.00	5.25						5.67
	Skating Skills			1.33	6.25	6.25	6.00	6.00	5.50						6.08
Judges Total Program Component Score (factored)															23.17

Deductions:	0.00
--------------------	-------------

Rank	Name	Nation	Starting Number	Total Segment Score	Total Element Score	Total Program Component Score (factored)	Total Deductions
6	Elizabeth NOU	EST	20	51.24	27.41	23.83	0.00

#	Executed Elements	Info	Base Value	GOE	J1	J2	J3	J4	J5	J6	J7	J8	J9	Ref.	Scores of Panel
1	2A		3.30	0.77	3	1	2	3	2						4.07
2	3F<	<	4.24	-0.99	-2	-3	-2	-2	-3						3.25
3	CCoSp3		3.00	0.20	0	1	1	0	1						3.20
4	3T+2T	x	6.05	0.28	0	0	1	1	1						6.33
5	FCSp3		2.80	0.47	0	2	2	1	2						3.27
6	StSq3		3.30	0.66	1	2	2	2	2						3.96
7	LSp4		2.70	0.63	2	3	2	2	3						3.33
			25.39												27.41
Program Components				Factor											
	Composition			1.33	5.00	6.50	6.25	6.00	5.50						5.92
	Presentation			1.33	4.75	6.50	6.00	5.75	6.00						5.92
	Skating Skills			1.33	5.25	6.25	6.00	6.00	6.25						6.08
Judges Total Program Component Score (factored)															23.83

Deductions:	0.00
--------------------	-------------

VOLVO OPEN CUP 54TH
JUDGES DETAILS PER SKATER
JUNIOR WOMEN SHORT PROGRAM

Rank	Name	Nation	Starting Number	Total Segment Score	Total Element Score	Total Program Component Score (factored)				Total Deductions					
7	Darja TRUBITSON	FIN	27	50.97	29.47	21.50				0.00					
#	Executed Elements	Info	Base Value	GOE	J1	J2	J3	J4	J5	J6	J7	J8	J9	Ref.	Scores of Panel
1	2A		3.30	0.66	2	1	2	2	2						3.96
2	3T+3T<	<	7.56	-1.12	-3	-3	-2	-2	-3						6.44
3	FCSp4		3.20	0.64	3	-1	2	2	2						3.84
4	3Fq	q	5.83	x -1.06	-2	-2	-2	-2	-2						4.77
5	LSp4		2.70	-0.18	2	-3	0	-1	-1						2.52
6	StSq3		3.30	0.44	2	1	1	0	2						3.74
7	CCoSp4		3.50	0.70	3	3	1	1	2						4.20
			29.39												29.47
Program Components			Factor												
Composition			1.33	6.25	5.50	5.00	5.50	5.00						5.33	
Presentation			1.33	5.75	5.75	5.25	5.50	5.25						5.50	
Skating Skills			1.33	6.00	5.25	5.50	5.25	5.25						5.33	
Judges Total Program Component Score (factored)													21.50		
Deductions:															0.00

Rank	Name	Nation	Starting Number	Total Segment Score	Total Element Score	Total Program Component Score (factored)				Total Deductions					
8	Evelina STAVICKYTE	LTU	24	48.74	27.02	21.72				0.00					
#	Executed Elements	Info	Base Value	GOE	J1	J2	J3	J4	J5	J6	J7	J8	J9	Ref.	Scores of Panel
1	2A		3.30	0.66	2	2	2	2	3						3.96
2	3F!	!	5.30	0.00	0	-1	0	0	1						5.30
3	FCSp3		2.80	0.47	2	1	2	1	2						3.27
4	3S+2T		5.60	0.57	1	1	2	2	1						6.17
5	CCoSp3		3.00	0.40	2	1	2	1	1						3.40
6	StSq1		1.80	0.24	2	0	1	1	2						2.04
7	LSp4		2.70	0.18	1	0	1	-1	1						2.88
			24.50												27.02
Program Components			Factor												
Composition			1.33	5.75	5.50	5.25	5.75	5.00						5.50	
Presentation			1.33	5.50	5.50	5.25	5.00	4.75						5.25	
Skating Skills			1.33	6.00	5.50	5.75	5.50	5.25						5.58	
Judges Total Program Component Score (factored)													21.72		
Deductions:															0.00

VOLVO OPEN CUP 54TH
JUDGES DETAILS PER SKATER
JUNIOR WOMEN SHORT PROGRAM

Rank	Name	Nation	Starting Number	Total Segment Score	Total Element Score	Total Program Component Score (factored)	Total Deductions								
9	Vasilisa BOGOMOLOVA	CYP	8	46.83	23.12	24.71	-1.00								
#	Executed Elements	Info	Base Value	GOE	J1	J2	J3	J4	J5	J6	J7	J8	J9	Ref.	Scores of Panel
1	2A		3.30	1.10	3	3	4	3	4						4.40
2	2Lz+COMBO		2.10	-1.05	-5	-5	-5	-5	-5						1.05
3	FCSp4		3.20	0.75	2	2	3	2	4						3.95
4	3Fe	F e	4.66	x -2.12	-5	-5	-5	-5	-5						2.54
5	StSq2		2.60	0.52	0	2	2	2	3						3.12
6	CCoSp4		3.50	1.05	3	2	3	3	3						4.55
7	LSp4		2.70	0.81	3	2	3	4	3						3.51
			22.06												23.12
Program Components			Factor												
	Composition		1.33	6.25	6.25	5.50	6.00	6.00							6.08
	Presentation		1.33	6.00	6.75	5.75	5.50	5.75							5.83
	Skating Skills		1.33	5.75	7.25	6.50	6.75	6.75							6.67
Judges Total Program Component Score (factored)			24.71												
Deductions:			Falls	-1.00 (1)											-1.00

Rank	Name	Nation	Starting Number	Total Segment Score	Total Element Score	Total Program Component Score (factored)	Total Deductions								
10	Meea MÄNNIKKO	FIN	2	44.62	24.23	20.39	0.00								
#	Executed Elements	Info	Base Value	GOE	J1	J2	J3	J4	J5	J6	J7	J8	J9	Ref.	Scores of Panel
1	3T+2T		5.50	0.42	1	1	1	1	2						5.92
2	1F*	*	0.00	0.00	-	-	-	-	-						0.00
3	FCSp4		3.20	0.43	2	2	1	0	1						3.63
4	2A		3.63	x 0.55	2	2	1	2	1						4.18
5	CCoSp4		3.50	0.23	0	1	1	0	1						3.73
6	StSq3		3.30	0.55	2	2	1	1	2						3.85
7	SSp4		2.50	0.42	2	2	1	0	2						2.92
			21.63												24.23
Program Components			Factor												
	Composition		1.33	6.00	5.25	4.75	5.00	4.75							5.00
	Presentation		1.33	5.50	6.00	4.50	4.25	5.00							5.00
	Skating Skills		1.33	5.75	6.25	5.25	4.75	5.00							5.33
Judges Total Program Component Score (factored)			20.39												
Deductions:			0.00												

Rank	Name	Nation	Starting Number	Total Segment Score	Total Element Score	Total Program Component Score (factored)	Total Deductions								
11	Ariadna GUPTA ESPADA	ESP	11	42.79	23.72	19.07	0.00								
#	Executed Elements	Info	Base Value	GOE	J1	J2	J3	J4	J5	J6	J7	J8	J9	Ref.	Scores of Panel
1	3Lz+2T		7.20	0.00	0	-1	0	1	0						7.20
2	3F!<	!!<	4.24	-1.70	-4	-4	-4	-4	-4						2.54
3	FCSp3		2.80	0.00	0	1	0	0	-1						2.80
4	2A		3.30	0.11	1	1	0	0	0						3.41
5	StSq1		1.80	0.12	0	0	1	1	1						1.92
6	CCoSp3		3.00	0.40	1	1	1	2	2						3.40
7	SSp3		2.10	0.35	2	2	1	1	2						2.45
			24.44												23.72
Program Components			Factor												
	Composition		1.33	5.50	4.75	4.75	5.25	4.25							4.92
	Presentation		1.33	5.25	4.75	4.50	4.75	4.50							4.67
	Skating Skills		1.33	4.75	4.75	4.50	4.75	4.75							4.75
Judges Total Program Component Score (factored)			19.07												
Deductions:			0.00												

VOLVO OPEN CUP 54TH
JUDGES DETAILS PER SKATER
JUNIOR WOMEN SHORT PROGRAM

Rank	Name	Nation	Starting Number	Total Segment Score	Total Element Score	Total Program Component Score (factored)				Total Deductions					
12	Gabriele JUSKAITE	LTU	13	42.67	26.15	17.52				-1.00					
#	Executed Elements	Info	Base Value	GOE	J1	J2	J3	J4	J5	J6	J7	J8	J9	Ref.	Scores of Panel
1	3Lz+3Tq	F q	10.10	-2.95	-5	-5	-5	-5	-5						7.15
2	3F!	!	5.30	-0.18	-1	0	0	0	-1						5.12
3	SSp3		2.10	0.14	2	0	0	0	2						2.24
4	2A		3.63	x 0.11	0	1	0	1	0						3.74
5	FCSp2		2.30	-0.46	-2	-3	-2	-2	-2						1.84
6	StSq1		1.80	0.06	0	1	0	-1	1						1.86
7	CCoSp4		3.50	0.70	2	2	1	2	2						4.20
			28.73												26.15
Program Components				Factor											
Composition				1.33	4.25	5.00	4.25	4.75	4.00					4.42	
Presentation				1.33	3.75	5.25	4.00	4.00	4.25					4.08	
Skating Skills				1.33	4.50	6.00	4.75	4.50	4.75					4.67	
Judges Total Program Component Score (factored)															17.52
Deductions:		Falls	-1.00 (1)											-1.00	

Rank	Name	Nation	Starting Number	Total Segment Score	Total Element Score	Total Program Component Score (factored)				Total Deductions					
13	Milana SINIAVSKYTE	LTU	26	41.99	21.15	20.84				0.00					
#	Executed Elements	Info	Base Value	GOE	J1	J2	J3	J4	J5	J6	J7	J8	J9	Ref.	Scores of Panel
1	3F!q	! q	5.30	-1.59	-4	-3	-3	-3	-3						3.71
2	3S+2T		5.60	0.72	0	2	1	2	2						6.32
3	FCSp3		2.80	0.00	0	1	1	-1	-1						2.80
4	A*	*	0.00	x 0.00	-	-	-	-	-						0.00
5	StSq1		1.80	0.24	1	2	1	1	2						2.04
6	CCoSp3		3.00	0.40	2	1	2	1	1						3.40
7	LSp3		2.40	0.48	2	2	1	2	2						2.88
			20.90												21.15
Program Components				Factor											
Composition				1.33	3.75	6.00	6.00	5.75	4.75					5.50	
Presentation				1.33	4.25	6.25	5.25	5.25	5.25					5.25	
Skating Skills				1.33	4.25	5.75	5.00	5.00	4.75					4.92	
Judges Total Program Component Score (factored)															20.84
Deductions:															0.00

Rank	Name	Nation	Starting Number	Total Segment Score	Total Element Score	Total Program Component Score (factored)				Total Deductions					
14	Cathryn LIMKETKAI	PHI	23	41.89	20.51	21.38				0.00					
#	Executed Elements	Info	Base Value	GOE	J1	J2	J3	J4	J5	J6	J7	J8	J9	Ref.	Scores of Panel
1	3Lz+2T		7.20	0.39	0	1	1	0	1						7.59
2	3F<	<	4.24	-1.41	-4	-4	-3	-3	-3						2.83
3	StSq2		2.60	0.43	1	2	2	2	1						3.03
4	FCSp3		2.80	0.56	2	3	2	2	1						3.36
5	2Aq	q	3.63	x -1.10	-4	-3	-3	-3	-4						2.53
6	CCoSp		0.00	0.00	-	-	-	-	-						0.00
7	SSp1		1.30	-0.13	-1	0	-1	-2	-1						1.17
			21.77												20.51
Program Components				Factor											
Composition				1.33	5.00	5.50	6.00	5.25	4.50					5.25	
Presentation				1.33	5.50	6.50	5.50	5.75	5.00					5.58	
Skating Skills				1.33	4.75	6.25	5.75	5.25	4.50					5.25	
Judges Total Program Component Score (factored)															21.38
Deductions:															0.00

VOLVO OPEN CUP 54TH
JUDGES DETAILS PER SKATER
JUNIOR WOMEN SHORT PROGRAM

Rank	Name	Nation	Starting Number	Total Segment Score	Total Element Score	Total Program Component Score (factored)				Total Deductions					
15	Pernille WITH	NOR	37	40.12	21.06	20.06				-1.00					
#	Executed Elements	Info	Base Value	GOE	J1	J2	J3	J4	J5	J6	J7	J8	J9	Ref.	Scores of Panel
1	3T+3T<<	<<	5.50	-2.10	-5	-5	-5	-5	-5						3.40
2	3F<	F <	4.24	-2.12	-5	-5	-5	-5	-5						2.12
3	CCoSp3		3.00	0.30	1	2	1	1	1						3.30
4	2A		3.63	x 0.22	0	1	0	1	1						3.85
5	StSq2		2.60	0.17	0	0	1	1	1						2.77
6	FCSp4		3.20	0.32	1	1	1	0	1						3.52
7	SSp3		2.10	0.00	0	1	-1	-1	1						2.10
			24.27											21.06	
Program Components			Factor												
Composition			1.33	4.75	5.25	5.50	5.25	4.25					5.08		
Presentation			1.33	4.50	5.50	5.00	4.75	4.25					4.75		
Skating Skills			1.33	5.25	5.50	5.25	5.25	4.50					5.25		
Judges Total Program Component Score (factored)													20.06		
Deductions:			Falls	-1.00 (1)										-1.00	

Rank	Name	Nation	Starting Number	Total Segment Score	Total Element Score	Total Program Component Score (factored)				Total Deductions					
16	Agne IVANOVAITE	LTU	12	39.38	19.76	19.62				0.00					
#	Executed Elements	Info	Base Value	GOE	J1	J2	J3	J4	J5	J6	J7	J8	J9	Ref.	Scores of Panel
1	3T+3T		8.40	0.70	0	2	1	2	2						9.10
2	2A		3.30	0.66	2	2	2	2	2						3.96
3	FCSp3		2.80	-0.37	1	-3	-1	-2	-1						2.43
4	1F*	*	0.00	x 0.00	-	-	-	-	-						0.00
5	StSq2		2.60	0.09	2	-1	0	0	1						2.69
6	CCoSp		0.00	0.00	-	-	-	-	-						0.00
7	LSp2		1.90	-0.32	0	-1	-2	-2	-2						1.58
			19.00											19.76	
Program Components			Factor												
Composition			1.33	5.25	4.75	4.50	4.25	5.00					4.75		
Presentation			1.33	5.50	5.00	4.75	4.00	4.75					4.83		
Skating Skills			1.33	6.00	5.50	5.00	5.00	5.00					5.17		
Judges Total Program Component Score (factored)													19.62		
Deductions:													0.00		

VOLVO OPEN CUP 54TH
JUDGES DETAILS PER SKATER
JUNIOR WOMEN SHORT PROGRAM

Rank	Name	Nation	Starting Number	Total Segment Score	Total Element Score	Total Program Component Score (factored)				Total Deductions					
17	Jelizaveta DEREKINA	LAT	9	38.31	20.36	18.95				-1.00					
#	Executed Elements	Info	Base Value	GOE	J1	J2	J3	J4	J5	J6	J7	J8	J9	Ref.	Scores of Panel
1	StSq2		2.60	0.09	-1	0	1	1	0						2.69
2	3Tq+2T	q	5.50	-0.42	-2	-1	-1	-1	-1						5.08
3	FCSp4		3.20	0.32	1	1	1	1	1						3.52
4	2A<<	F <<	1.10	-0.55	-5	-5	-5	-5	-5						0.55
5	2F		1.98	x 0.18	0	2	1	1	1						2.16
6	CCoSp3		3.00	0.30	1	1	1	1	1						3.30
7	LSp4		2.70	0.36	1	1	2	1	2						3.06
			20.08											20.36	
Program Components				Factor											
Composition				1.33	4.25	5.25	5.25	5.50	3.75					4.92	
Presentation				1.33	4.00	4.75	4.75	4.75	4.00					4.50	
Skating Skills				1.33	4.50	5.00	5.50	5.00	4.00					4.83	
Judges Total Program Component Score (factored)											18.95				
Deductions:			Falls	-1.00 (1)											-1.00

Rank	Name	Nation	Starting Number	Total Segment Score	Total Element Score	Total Program Component Score (factored)				Total Deductions					
18	Lelah PATTEN	GBR	4	37.98	19.13	20.85				-2.00					
#	Executed Elements	Info	Base Value	GOE	J1	J2	J3	J4	J5	J6	J7	J8	J9	Ref.	Scores of Panel
1	3Lz<<+2T	<<	3.40	-1.05	-5	-5	-5	-4	-5						2.35
2	3F!<	! <	4.24	-1.56	-4	-4	-4	-3	-3						2.68
3	CCoSp3		3.00	0.30	0	3	1	2	0						3.30
4	2Aq	F q	3.63	x -1.65	-5	-5	-5	-5	-5						1.98
5	LSp3		2.40	0.48	2	2	1	2	3						2.88
6	StSq1		1.80	0.30	2	2	0	1	2						2.10
7	FCSp4		3.20	0.64	3	0	1	2	3						3.84
			21.67											19.13	
Program Components				Factor											
Composition				1.33	5.50	6.00	5.00	5.50	5.25					5.42	
Presentation				1.33	5.75	6.00	4.75	4.75	4.75					5.08	
Skating Skills				1.33	5.25	6.75	5.00	5.25	5.00					5.17	
Judges Total Program Component Score (factored)											20.85				
Deductions:			Time violation	-1.00		Falls	-1.00 (1)								-2.00

Rank	Name	Nation	Starting Number	Total Segment Score	Total Element Score	Total Program Component Score (factored)				Total Deductions					
19	Therese HAVAG	NOR	3	37.47	18.07	19.40				0.00					
#	Executed Elements	Info	Base Value	GOE	J1	J2	J3	J4	J5	J6	J7	J8	J9	Ref.	Scores of Panel
1	2A		3.30	-0.22	0	0	-1	-1	-4						3.08
2	3Sq+COMBO	q	4.30	-2.15	-5	-5	-5	-5	-5						2.15
3	CCoSp3		3.00	0.30	1	1	2	-1	1						3.30
4	2F!	!	1.98	x -0.18	-1	-1	-1	-1	-1						1.80
5	FCSp2		2.30	0.15	1	1	2	0	0						2.45
6	StSq2		2.60	0.17	2	0	1	1	0						2.77
7	SSp3		2.10	0.42	3	0	2	2	2						2.52
			19.58											18.07	
Program Components				Factor											
Composition				1.33	5.50	5.00	6.00	4.75	4.50					5.08	
Presentation				1.33	5.25	5.00	5.25	4.75	4.25					5.00	
Skating Skills				1.33	4.75	4.75	4.50	4.25	3.75					4.50	
Judges Total Program Component Score (factored)											19.40				
Deductions:													0.00		

VOLVO OPEN CUP 54TH
JUDGES DETAILS PER SKATER
JUNIOR WOMEN SHORT PROGRAM

Rank	Name	Nation	Starting Number	Total Segment Score	Total Element Score	Total Program Component Score (factored)	Total Deductions
20	Miriama SOSINA	LAT	38	37.26	19.52	18.74	-1.00

#	Executed Elements	Info	Base Value	GOE	J1	J2	J3	J4	J5	J6	J7	J8	J9	Ref.	Scores of Panel
1	2A	F	3.30	-1.65	-5	-5	-5	-5	-5						1.65
2	SSp4		2.50	0.25	0	2	0	1	2						2.75
3	2Lz+2T		3.40	0.14	1	1	0	0	1						3.54
4	FCSp4		3.20	0.32	1	1	1	1	3						3.52
5	StSq2		2.60	0.26	1	1	1	1	2						2.86
6	2F		1.98	x 0.12	0	2	1	0	1						2.10
7	CCoSp3		3.00	0.10	0	2	0	-2	1						3.10
			19.98												19.52
Program Components			Factor												
	Composition			1.33	4.50	5.25	4.75	4.25	4.75						4.67
	Presentation			1.33	4.00	5.25	4.50	4.25	4.75						4.50
	Skating Skills			1.33	4.75	5.75	4.75	4.25	5.25						4.92
Judges Total Program Component Score (factored)			18.74												
Deductions:			Falls -1.00 (1)												
			-1.00												

Rank	Name	Nation	Starting Number	Total Segment Score	Total Element Score	Total Program Component Score (factored)	Total Deductions
21	Elea RUSTGAARD	NOR	5	36.39	18.98	18.41	-1.00

#	Executed Elements	Info	Base Value	GOE	J1	J2	J3	J4	J5	J6	J7	J8	J9	Ref.	Scores of Panel
1	3S+2T		5.60	0.43	1	1	1	1	1						6.03
2	2A<	F <	2.64	-1.32	-5	-5	-5	-5	-5						1.32
3	LSp2		1.90	0.13	0	1	-1	1	1						2.03
4	FCSp3		2.80	0.37	2	1	2	1	1						3.17
5	2F		1.98	x 0.18	1	2	1	1	1						2.16
6	StSq2		2.60	0.00	0	1	-1	1	-1						2.60
7	CCoSp1		2.00	-0.33	-2	0	-1	-2	-3						1.67
			19.52												18.98
Program Components			Factor												
	Composition			1.33	4.75	5.00	4.50	5.00	3.75						4.75
	Presentation			1.33	4.50	5.25	4.00	5.25	4.25						4.67
	Skating Skills			1.33	4.25	5.25	4.25	4.75	3.75						4.42
Judges Total Program Component Score (factored)			18.41												
Deductions:			Falls -1.00 (1)												
			-1.00												

Rank	Name	Nation	Starting Number	Total Segment Score	Total Element Score	Total Program Component Score (factored)	Total Deductions
22	Megija FOGELMANE	LAT	33	36.37	17.63	18.74	0.00

#	Executed Elements	Info	Base Value	GOE	J1	J2	J3	J4	J5	J6	J7	J8	J9	Ref.	Scores of Panel
1	2A		3.30	-0.77	-3	-3	-2	-2	-1						2.53
2	2Lz+2T		3.40	0.00	0	0	-1	0	0						3.40
3	FCSp2		2.30	0.08	0	0	1	0	1						2.38
4	2F		1.98	x 0.06	0	1	0	0	1						2.04
5	StSq1		1.80	0.12	0	0	1	1	1						1.92
6	LSp3		2.40	0.16	0	1	1	-1	2						2.56
7	CCoSp3		3.00	-0.20	0	-1	-1	0	-3						2.80
			18.18												17.63
Program Components			Factor												
	Composition			1.33	4.00	5.00	4.75	4.50	4.75						4.67
	Presentation			1.33	3.75	5.25	5.00	5.00	4.75						4.92
	Skating Skills			1.33	4.25	5.25	4.50	4.25	4.75						4.50
Judges Total Program Component Score (factored)			18.74												
Deductions:															
			0.00												

VOLVO OPEN CUP 54TH
JUDGES DETAILS PER SKATER
JUNIOR WOMEN SHORT PROGRAM

Rank	Name	Nation	Starting Number	Total Segment Score	Total Element Score	Total Program Component Score (factored)				Total Deductions					
23	Ella FEHN	SWE	15	36.02	18.95	17.07				0.00					
#	Executed Elements	Info	Base Value	GOE	J1	J2	J3	J4	J5	J6	J7	J8	J9	Ref.	Scores of Panel
1	2A<	<	2.64	-0.62	-2	-3	-2	-3	0						2.02
2	3S<+2T	<	4.74	-1.03	-3	-3	-3	-3	-2						3.71
3	FCSp3		2.80	0.00	0	1	0	0	0						2.80
4	StSq2		2.60	0.26	1	1	1	-1	1						2.86
5	2F	x	1.98	0.18	1	1	1	1	1						2.16
6	CCoSp4		3.50	0.00	0	1	0	0	0						3.50
7	LSp2		1.90	0.00	1	0	1	-1	-1						1.90
			20.16												18.95
Program Components			Factor												
Composition			1.33	4.50	4.75	4.50	4.00	4.00					4.33		
Presentation			1.33	3.75	5.00	4.75	3.75	3.75					4.08		
Skating Skills			1.33	4.50	5.25	4.50	4.25	4.00					4.42		
Judges Total Program Component Score (factored)														17.07	
Deductions:															0.00

Rank	Name	Nation	Starting Number	Total Segment Score	Total Element Score	Total Program Component Score (factored)				Total Deductions					
24	Emma MAEVSKI	NOR	25	33.17	19.11	15.06				-1.00					
#	Executed Elements	Info	Base Value	GOE	J1	J2	J3	J4	J5	J6	J7	J8	J9	Ref.	Scores of Panel
1	3T+2T		5.50	0.00	0	0	0	0	0						5.50
2	2A<	F <	2.64	-1.32	-5	-5	-5	-5	-5						1.32
3	CCoSp3		3.00	-0.50	0	-1	-2	-2	-2						2.50
4	FCSp3		2.80	-0.09	0	0	0	-1	-1						2.71
5	2F	x	1.98	0.00	0	0	0	0	0						1.98
6	StSq2		2.60	-0.17	0	-1	-1	0	-2						2.43
7	SSp4		2.50	0.17	2	1	0	0	1						2.67
			21.02												19.11
Program Components			Factor												
Composition			1.33	4.75	3.75	3.75	4.00	3.00					3.83		
Presentation			1.33	4.50	3.50	3.50	4.00	3.00					3.67		
Skating Skills			1.33	4.50	3.75	4.00	3.75	3.25					3.83		
Judges Total Program Component Score (factored)														15.06	
Deductions:										Falls	-1.00 (1)			-1.00	

Rank	Name	Nation	Starting Number	Total Segment Score	Total Element Score	Total Program Component Score (factored)				Total Deductions					
25	Mia Liisu KRUMINS	EST	34	32.76	14.92	17.84				0.00					
#	Executed Elements	Info	Base Value	GOE	J1	J2	J3	J4	J5	J6	J7	J8	J9	Ref.	Scores of Panel
1	2A		3.30	0.00	0	0	0	0	1						3.30
2	1S ⁺ +COMBO	*	0.00	0.00	-	-	-	-	-						0.00
3	CCoSp4		3.50	0.35	1	1	1	-2	2						3.85
4	2F!	!	1.98	0.00	-1	1	1	-1	0						1.98
5	FCSp3		2.80	-0.37	-2	-2	-1	-1	-1						2.43
6	StSq1		1.80	0.06	0	0	1	-1	1						1.86
7	LSp1		1.50	0.00	1	-1	0	-1	1						1.50
			14.88												14.92
Program Components			Factor												
Composition			1.33	4.25	4.75	5.00	4.25	4.50					4.50		
Presentation			1.33	4.00	4.50	4.50	4.25	4.25					4.33		
Skating Skills			1.33	4.50	5.00	4.75	4.50	4.50					4.58		
Judges Total Program Component Score (factored)														17.84	
Deductions:															0.00

VOLVO OPEN CUP 54TH
JUDGES DETAILS PER SKATER
JUNIOR WOMEN SHORT PROGRAM

Rank	Name	Nation	Starting Number	Total Segment Score	Total Element Score	Total Program Component Score (factored)	Total Deductions								
26	Diana ERPORT	EST	1	32.64	15.79	17.85	-1.00								
#	Executed Elements	Info	Base Value	GOE	J1	J2	J3	J4	J5	J6	J7	J8	J9	Ref.	Scores of Panel
1	3F		5.30	-2.30	-5	-3	-4	-4	-5						3.00
2	3S<+COMBO	F <	3.44	-1.72	-5	-5	-5	-5	-5						1.72
3	2A<	<	2.64	-1.23	-5	-4	-4	-5	-5						1.41
4	FCSp3		2.80	0.00	1	0	0	0	-1						2.80
5	StSq2		2.60	0.00	1	0	-1	-2	1						2.60
6	SSp3		2.10	0.14	1	1	0	0	1						2.24
7	CCoSp3V		2.25	-0.23	1	-1	-3	-2	0						2.02
			21.13												15.79
Program Components			Factor												
	Composition		1.33	5.00	4.75	4.25	4.00	4.00							4.33
	Presentation		1.33	4.75	4.75	3.75	3.50	4.00							4.17
	Skating Skills		1.33	5.50	5.50	4.75	4.50	4.50							4.92
Judges Total Program Component Score (factored)															17.85
Deductions:			Falls	-1.00	(1)										-1.00

Rank	Name	Nation	Starting Number	Total Segment Score	Total Element Score	Total Program Component Score (factored)	Total Deductions								
27	Zlata RUDAKOVA	LAT	7	32.44	16.48	16.96	-1.00								
#	Executed Elements	Info	Base Value	GOE	J1	J2	J3	J4	J5	J6	J7	J8	J9	Ref.	Scores of Panel
1	2A		3.30	-0.33	-1	0	-1	-1	-1						2.97
2	3Lzq+COMBO	F q	5.90	-2.95	-5	-5	-5	-5	-5						2.95
3	FCSp3		2.80	0.28	1	0	1	1	1						3.08
4	StSq1		1.80	0.00	0	0	0	0	-2						1.80
5	2F	x	1.98	0.18	1	1	1	1	1						2.16
6	SSp2		1.60	-0.16	-2	-1	0	-2	1						1.44
7	CCoSp2		2.50	-0.42	-1	-1	-2	-2	-3						2.08
			19.88												16.48
Program Components			Factor												
	Composition		1.33	4.00	4.75	4.25	4.50	3.00							4.25
	Presentation		1.33	3.75	4.75	4.50	4.00	3.25							4.08
	Skating Skills		1.33	4.25	5.25	5.00	4.00	3.25							4.42
Judges Total Program Component Score (factored)															16.96
Deductions:			Falls	-1.00	(1)										-1.00

Rank	Name	Nation	Starting Number	Total Segment Score	Total Element Score	Total Program Component Score (factored)	Total Deductions								
28	Fernanda GUASCO ROBLES	MEX	16	31.96	16.00	15.96	0.00								
#	Executed Elements	Info	Base Value	GOE	J1	J2	J3	J4	J5	J6	J7	J8	J9	Ref.	Scores of Panel
1	2A<<	<<	1.10	-0.55	-5	-5	-5	-5	-5						0.55
2	2Lz+2T		3.40	0.00	0	0	0	0	1						3.40
3	FCSp3		2.80	0.28	1	1	1	1	0						3.08
4	CCoSp3		3.00	0.00	1	-1	0	0	0						3.00
5	StSq1		1.80	-0.12	0	-1	-1	0	-1						1.68
6	2F	x	1.98	0.00	0	0	0	0	0						1.98
7	SSp3		2.10	0.21	1	1	1	1	2						2.31
			16.18												16.00
Program Components			Factor												
	Composition		1.33	4.25	3.75	3.75	3.75	4.00							3.83
	Presentation		1.33	4.00	4.75	4.00	4.25	4.25							4.17
	Skating Skills		1.33	4.50	4.25	4.00	3.75	3.50							4.00
Judges Total Program Component Score (factored)															15.96
Deductions:															0.00

VOLVO OPEN CUP 54TH
JUDGES DETAILS PER SKATER
JUNIOR WOMEN SHORT PROGRAM

Rank	Name	Nation	Starting Number	Total Segment Score	Total Element Score	Total Program Component Score (factored)				Total Deductions					
29	Taisia KRIVOSHEYA	LAT	35	31.57	14.95	18.62				-2.00					
#	Executed Elements	Info	Base Value	GOE	J1	J2	J3	J4	J5	J6	J7	J8	J9	Ref.	Scores of Panel
1	2A	F	3.30	-1.65	-5	-5	-5	-5	-5						1.65
2	2F!	F !	1.80	-0.90	-5	-5	-5	-5	-5						0.90
3	FCSp2		2.30	0.08	0	2	1	0	0						2.38
4	CCoSp3		3.00	0.00	0	1	0	0	0						3.00
5	2Lz+COMBO		2.31	x -1.05	-5	-5	-5	-5	-5						1.26
6	StSq2		2.60	0.52	2	2	2	1	2						3.12
7	LSp3		2.40	0.24	1	1	1	1	1						2.64
			17.71												14.95
Program Components				Factor											
Composition				1.33	3.75	5.75	5.00	4.50	4.25					4.58	
Presentation				1.33	4.25	5.50	4.75	4.00	4.50					4.50	
Skating Skills				1.33	4.00	6.00	5.25	4.75	4.75					4.92	
Judges Total Program Component Score (factored)															18.62
Deductions:		Falls	-2.00 (2)											-2.00	

Rank	Name	Nation	Starting Number	Total Segment Score	Total Element Score	Total Program Component Score (factored)				Total Deductions					
30	Celin Beate ELLINGSEN	NOR	32	30.96	15.00	16.96				-1.00					
#	Executed Elements	Info	Base Value	GOE	J1	J2	J3	J4	J5	J6	J7	J8	J9	Ref.	Scores of Panel
1	3S<<+COMBO	F <<	1.30	-0.65	-5	-5	-5	-5	-5						0.65
2	2A		3.30	-0.22	-1	0	-1	-1	1						3.08
3	CCoSp4		3.50	-0.35	-1	1	-1	-1	-1						3.15
4	2F	x	1.98	0.00	1	0	0	0	0						1.98
5	FCSp2		2.30	0.08	1	0	0	0	1						2.38
6	StSqB		1.50	-0.05	0	1	0	-1	-1						1.45
7	SSp3		2.10	0.21	1	1	1	0	2						2.31
			15.98												15.00
Program Components				Factor											
Composition				1.33	4.50	4.50	4.00	4.25	4.00					4.25	
Presentation				1.33	4.25	4.75	4.00	3.75	4.00					4.08	
Skating Skills				1.33	4.75	4.75	4.25	4.00	4.25					4.42	
Judges Total Program Component Score (factored)															16.96
Deductions:		Falls	-1.00 (1)											-1.00	

VOLVO OPEN CUP 54TH
JUDGES DETAILS PER SKATER
JUNIOR WOMEN SHORT PROGRAM

Rank	Name	Nation	Starting Number	Total Segment Score	Total Element Score	Total Program Component Score (factored)				Total Deductions					
31	Ann KYLE	AUS	28	29.18	12.44	17.74				-1.00					
#	Executed Elements	Info	Base Value	GOE	J1	J2	J3	J4	J5	J6	J7	J8	J9	Ref.	Scores of Panel
1	3S<<+COMBO	F <<	1.30	-0.65	-5	-5	-5	-5	-5						0.65
2	2A<<	<<	1.10	-0.55	-5	-5	-5	-5	-5						0.55
3	2F		1.80	0.00	0	0	0	0	1						1.80
4	FCSp3		2.80	0.00	1	0	-1	0	0						2.80
5	StSq2		2.60	0.09	-1	0	0	1	1						2.69
6	CCoSp3		3.00	0.00	0	1	0	0	0						3.00
7	SSp1		1.30	-0.35	-3	-2	-2	-3	-4						0.95
			13.90												12.44
Program Components				Factor											
Composition				1.33	4.75	4.50	4.75	4.25	4.00					4.50	
Presentation				1.33	4.50	4.50	4.50	4.25	4.50					4.50	
Skating Skills				1.33	4.50	4.75	4.25	3.75	4.25					4.33	
Judges Total Program Component Score (factored)														17.74	
Deductions:		Falls	-1.00 (1)											-1.00	

Rank	Name	Nation	Starting Number	Total Segment Score	Total Element Score	Total Program Component Score (factored)				Total Deductions					
32	Lilian MUSGRAVE	GBR	31	29.17	13.53	17.64				-2.00					
#	Executed Elements	Info	Base Value	GOE	J1	J2	J3	J4	J5	J6	J7	J8	J9	Ref.	Scores of Panel
1	3F<<	F <<	1.80	-0.90	-5	-5	-5	-5	-5						0.90
2	3S<<+COMBO	F <	3.44	-1.72	-5	-5	-5	-5	-5						1.72
3	LSp2		1.90	0.19	2	2	-1	-2	2						2.09
4	2A		3.63	x -1.10	-3	-4	-3	-3	-4						2.53
5	StSq1		1.80	0.12	1	0	1	0	1						1.92
6	FCSp2		2.30	0.00	1	0	0	0	0						2.30
7	CCoSp2V		1.88	0.19	1	1	1	0	1						2.07
			16.75												13.53
Program Components				Factor											
Composition				1.33	5.25	4.25	4.75	4.25	3.25					4.42	
Presentation				1.33	5.75	4.50	4.25	4.50	4.00					4.42	
Skating Skills				1.33	5.00	4.25	4.50	4.50	3.75					4.42	
Judges Total Program Component Score (factored)														17.64	
Deductions:		Falls	-2.00 (2)											-2.00	

VOLVO OPEN CUP 54TH
JUDGES DETAILS PER SKATER
JUNIOR WOMEN SHORT PROGRAM

Rank	Name	Nation	Starting Number	Total Segment Score	Total Element Score	Total Program Component Score (factored)				Total Deductions					
33	Jelizaveta RUDNEVA	EST	10	28.05	13.42	15.63				-1.00					
#	Executed Elements	Info	Base Value	GOE	J1	J2	J3	J4	J5	J6	J7	J8	J9	Ref.	Scores of Panel
1	2A<	<	2.64	-0.79	-3	-3	-4	-3	-2						1.85
2	3T<+COMBO	F <	3.36	-1.68	-5	-5	-5	-5	-5						1.68
3	FCSp1		1.90	-0.32	-2	-1	-2	-2	0						1.58
4	2F		1.98	x 0.06	0	-2	1	0	1						2.04
5	CCoSp2		2.50	0.08	0	2	0	0	1						2.58
6	StSqB		1.50	-0.05	-2	0	0	0	-1						1.45
7	SSp3		2.10	0.14	0	1	1	0	1						2.24
			15.98												13.42
Program Components				Factor											
Composition				1.33	3.50	4.25	4.50	3.75	4.00					4.00	
Presentation				1.33	3.25	4.50	3.75	3.50	3.75					3.67	
Skating Skills				1.33	3.75	4.50	4.25	4.25	3.75					4.08	
Judges Total Program Component Score (factored)											15.63				
Deductions:		Falls	-1.00 (1)											-1.00	

Rank	Name	Nation	Starting Number	Total Segment Score	Total Element Score	Total Program Component Score (factored)				Total Deductions					
34	Maria DORLOVA	EST	39	26.89	11.70	16.19				-1.00					
#	Executed Elements	Info	Base Value	GOE	J1	J2	J3	J4	J5	J6	J7	J8	J9	Ref.	Scores of Panel
1	2A<<	F <<	1.10	-0.55	-5	-5	-5	-5	-5						0.55
2	2F<	<	1.44	-0.29	-2	-3	-2	-2	-2						1.15
3	FCSp2		2.30	0.08	0	1	0	0	1						2.38
4	2Lz<<+COMBO	<<	0.66	x -0.30	-5	-5	-5	-5	-5						0.36
5	StSq1		1.80	0.00	0	1	0	0	0						1.80
6	CCoSp3		3.00	-0.10	0	1	-2	-2	1						2.90
7	LSp3		2.40	0.16	1	1	0	0	1						2.56
			12.70												11.70
Program Components				Factor											
Composition				1.33	3.50	5.00	3.75	4.25	4.25					4.08	
Presentation				1.33	3.75	5.00	4.00	4.00	4.50					4.17	
Skating Skills				1.33	4.00	5.00	3.75	3.75	4.00					3.92	
Judges Total Program Component Score (factored)											16.19				
Deductions:		Falls	-1.00 (1)											-1.00	

VOLVO OPEN CUP 54TH
JUDGES DETAILS PER SKATER
JUNIOR WOMEN SHORT PROGRAM


Rank	Name	Nation	Starting Number	Total Segment Score	Total Element Score	Total Program Component Score (factored)	Total Deductions									
35	Jasmine COETZEE	RSA	36	22.77	8.93	14.84	-1.00									
#	Executed Elements	Info	Base Value	GOE	J1	J2	J3	J4	J5	J6	J7	J8	J9	Ref.	Scores of Panel	
1	2F		1.80	0.06	0	0	1	0	1						1.86	
2	CCoSpBV		1.28	-0.22	-1	0	-2	-2	-2						1.06	
3	2A<<	F <<	1.10	-0.55	-5	-5	-5	-5	-5						0.55	
4	FCSp2		2.30	0.00	0	1	0	0	0						2.30	
5	1S*+T*	* *	0.00	x 0.00	-	-	-	-	-						0.00	
6	StSqB		1.50	-0.30	-1	-1	-3	-2	-4						1.20	
7	LSp2		1.90	0.06	0	1	0	-1	1						1.96	
			9.88												8.93	
Program Components			Factor													
	Composition		1.33	4.25	4.25	3.75	3.50	3.50	3.00						3.83	
	Presentation		1.33	3.75	4.50	3.50	3.50	3.50	2.75						3.58	
	Skating Skills		1.33	3.75	4.75	3.75	3.75	3.75	3.00						3.75	
Judges Total Program Component Score (factored)			14.84													
Deductions:			Falls												-1.00 (1)	-1.00

Legend:

#	Sequence number	GOE	Grade of Execution	Jx	Judges (x=1-9)	Ref.	Referee
*	Invalid element	e	Wrong edge	<	Under-rotated jump	<<	Downgraded jump
x	Credit for highlight distribution, base value multiplied by 1.1			!	Not clear edge	F	Fall
q	Jump landed on the quarter						

**VOLVO OPEN CUP 54TH
RESULTS
JUNIOR WOMEN**

Pl.	Name	Nation	Total Score	SP	FS
1	Iida KARHUNEN	FIN	187.96	1	1
2	Kira BARANOVSKA	LAT	166.78	2	3
3	Sofya TITOVA	ARM	161.64	3	4
4	Venla SINISALO	FIN	160.76	5	2
5	Alexandra ODMAN	SWE	149.83	4	7
6	Elizabeth NOU	EST	146.12	6	6
7	Vasilisa BOGOMOLOVA	CYP	145.96	9	5
8	Evelina STAVICKYTE	LTU	134.95	8	8
9	Meea MÄNNIKKO	FIN	129.28	10	11
10	Darja TRUBITSON	FIN	129.07	7	14
11	Gabriele JUSKAITE	LTU	128.49	12	9
12	Ariadna GUPTA ESPADA	ESP	127.70	11	10
13	Jelizaveta DEREČINA	LAT	122.54	17	12
14	Milana SINIAVSKYTE	LTU	120.93	13	13
15	Therese HAVAG	NOR	110.79	19	16
16	Pernille WITH	NOR	109.70	15	18
17	Mia Liisu KRUMINS	EST	109.16	25	15
18	Elea RUSTGAARD	NOR	109.05	21	17
19	Leilah PATTEN	GBR	105.64	18	20
20	Miriama SOSINA	LAT	104.59	20	21
21	Ella FEHN	SWE	103.12	23	22
22	Megija FOGELMANE	LAT	101.81	22	23
23	Emma MAEVSKI	NOR	101.34	24	19
24	Agne IVANOVAITE	LTU	100.76	16	28
25	Zlata RUDAKOVA	LAT	96.78	27	26
26	Celin Beate ELLINGSEN	NOR	96.33	30	24
27	Taisia KRIVOSHEYA	LAT	95.19	29	27
28	Ann KYLE	AUS	93.96	31	25
29	Diana ERPORT	EST	93.51	26	29
30	Fernanda GUASCO ROBLES	MEX	89.64	28	30
31	Jelizaveta RUDNEVA	EST	81.40	33	31
32	Lillian MUSGRAVE	GBR	80.76	32	33
33	Jasmine COETZEE	RSA	75.74	35	32
34	Maria DORLOVA	EST	73.24	34	34
Withdrawn	Cathryn LIMKETKAI	PHI	41.89	14	WD
	Varvara ABRAMKINA	CYP		WD	
	Daria MOSKVITINA	ESP		WD	
	Sofia HRYHORENKO	UKR		WD	
	Huong Dieu LE	VIE		WD	


Ms. Tatiana YORDANOVA, ISU
Referee


Ms. Emilie BILLOW, ISU
Technical Controller

Legend:					
SP	Short Program	FS	Free Skating	WD	Withdrawn
				Pl.	Place

**VOLVO OPEN CUP 54TH
PANEL OF JUDGES
JUNIOR WOMEN FREE SKATING**

Officials

Technical Controller	Ms. Emilie BILLOW	ISU
Technical Specialist	Ms. Olga BARANOVA	ISU
Technical Specialist	Mr. Sarkis TEWANIAN	ISU

Judges

Referee	Ms. Tatiana YORDANOVA	ISU
Judge No. 1	Ms. Anneli SERVIN	SWE
Judge No. 2	Ms. Irina KOMARNICKA	LAT
Judge No. 3	Ms. Zanna KULIK	EST
Judge No. 4	Ms. Oksana DOLHOPOLOVA	UKR
Judge No. 5	Ms. Oksana VUORELA	EST

Data/Replay Operator

Data Operator	Ms. Anne FAGERSTROM	ISU
Replay Operator	Ms. Jenny ERIKSSON	SWE

VOLVO OPEN CUP 54TH
JUDGES DETAILS PER SKATER
JUNIOR WOMEN FREE SKATING

Rank	Name	Nation	Starting Number	Total Segment Score	Total Element Score	Total Program Component Score (factored)	Total Deductions
1	Iida KARHUNEN	FIN	35	121.76	66.11	55.65	0.00

#	Executed Elements	Info	Base Value	GOE	J1	J2	J3	J4	J5	J6	J7	J8	J9	Ref.	Scores of Panel
1	3S		4.30	1.00	3	2	2	3	2						5.30
2	3F!	!	5.30	0.35	1	-1	0	1	1						5.65
3	3Lz+3T		10.10	0.98	2	1	2	2	1						11.08
4	CCoSp4		3.50	0.93	3	2	3	3	2						4.43
5	ChSq1		3.00	1.17	3	2	3	2	2						4.17
6	3F+2T+2Lo		8.30	0.71	2	0	1	1	2						9.01
7	3Lz		6.49	x 0.00	-1	0	0	0	0						6.49
8	3Lo+2A+SEQ		9.02	x 0.16	1	-1	1	0	0						9.18
9	2A		3.63	x -0.66	-2	-2	-2	-1	-2						2.97
10	FCCoSp4		3.50	0.82	3	2	3	2	2						4.32
11	LSp4		2.70	0.81	3	3	4	2	3						3.51
			59.84												66.11
Program Components				Factor											
Composition				2.67	6.75	6.50	7.50	7.25	7.00					7.00	
Presentation				2.67	7.25	6.75	7.50	6.75	6.75					6.92	
Skating Skills				2.67	7.00	6.50	7.25	7.00	6.75					6.92	
Judges Total Program Component Score (factored)														55.65	

Deductions: 0.00

Rank	Name	Nation	Starting Number	Total Segment Score	Total Element Score	Total Program Component Score (factored)	Total Deductions
2	Venla SINISALO	FIN	31	107.79	57.49	50.30	0.00

#	Executed Elements	Info	Base Value	GOE	J1	J2	J3	J4	J5	J6	J7	J8	J9	Ref.	Scores of Panel
1	3Lo+2A+SEQ		8.20	0.98	2	1	2	3	2						9.18
2	3F+2T+2Lo		8.30	0.00	0	-1	0	0	0						8.30
3	3Lzq	q	5.90	-0.59	-1	-1	0	-1	-1						5.31
4	3Lo		4.90	-0.49	-1	-2	0	-1	-1						4.41
5	ChSq1		3.00	1.00	2	0	2	2	3						4.00
6	3S+2T		6.16	x 0.00	0	0	1	0	0						6.16
7	3S		4.73	x 0.00	0	0	0	0	1						4.73
8	FCCoSp4		3.20	0.85	2	2	3	3	3						4.05
9	SSp4		2.50	0.58	3	2	3	2	2						3.08
10	2A		3.63	x 0.44	2	1	0	2	1						4.07
11	CCoSp4		3.50	0.70	2	1	2	2	2						4.20
			54.02												57.49
Program Components				Factor											
Composition				2.67	6.25	4.75	7.00	7.25	6.75					6.67	
Presentation				2.67	6.00	4.75	6.75	6.50	6.00					6.17	
Skating Skills				2.67	5.75	5.75	6.50	6.25	6.00					6.00	
Judges Total Program Component Score (factored)														50.30	

Deductions: 0.00

VOLVO OPEN CUP 54TH
JUDGES DETAILS PER SKATER
JUNIOR WOMEN FREE SKATING

Rank	Name	Nation	Starting Number	Total Segment Score	Total Element Score	Total Program Component Score (factored)	Total Deductions
3	Kira BARANOVSKA	LAT	34	106.50	56.47	50.03	0.00

#	Executed Elements	Info	Base Value	GOE	J1	J2	J3	J4	J5	J6	J7	J8	J9	Ref.	Scores of Panel	
1	3Lo		4.90	-0.98	-2	-2	-2	-3	-1						3.92	
2	3F		5.30	0.71	-1	2	1	1	2						6.01	
3	CCoSp4		3.50	0.93	2	3	3	2	3						4.43	
4	3Lz+2A+2A+SEQ		12.50	-0.79	-1	-2	-2	0	-1						11.71	
5	2Lz		2.10	0.42	2	2	2	2	2						2.52	
6	LSp3		2.40	0.48	2	2	2	2	2						2.88	
7	ChSq1		3.00	1.00	1	2	2	2	2						4.00	
8	3Lz		6.49	x -1.97	-4	-3	-3	-4	-1						4.52	
9	3S+2T		6.16	x 0.43	0	1	2	1	1						6.59	
10	3S+2T		6.16	x 0.43	0	1	1	2	1						6.59	
11	FCCoSp3		3.00	0.30	1	1	1	1	2						3.30	
			55.51												56.47	
Program Components				Factor												
Composition				2.67	6.00	6.25	6.50	6.75	6.25						6.33	
Presentation				2.67	5.75	6.25	6.00	6.25	6.00						6.08	
Skating Skills				2.67	6.25	6.50	6.75	6.25	6.25						6.33	
Judges Total Program Component Score (factored)																50.03

Deductions: 0.00

Rank	Name	Nation	Starting Number	Total Segment Score	Total Element Score	Total Program Component Score (factored)	Total Deductions
4	Sofya TITOVA	ARM	33	102.67	53.07	49.60	0.00

#	Executed Elements	Info	Base Value	GOE	J1	J2	J3	J4	J5	J6	J7	J8	J9	Ref.	Scores of Panel	
1	2A		3.30	0.66	2	2	2	2	3						3.96	
2	3Lz!+2T	!	7.20	0.39	2	0	0	1	1						7.59	
3	3Lo		4.90	-1.31	-3	-3	-2	-3	-1						3.59	
4	3S		4.30	0.43	1	1	2	1	1						4.73	
5	CCoSp3		3.00	0.50	3	1	2	2	1						3.50	
6	3F+2T		7.26	x 0.71	0	1	2	2	1						7.97	
7	3Fq	q	5.83	x -0.88	-2	-2	-1	-2	-1						4.95	
8	3S+1A+SEQ		5.94	x 0.00	0	-1	0	0	0						5.94	
9	LSp3		2.40	0.24	1	1	1	1	1						2.64	
10	ChSq1		3.00	1.00	2	1	3	1	3						4.00	
11	FCCoSp4		3.50	0.70	2	2	2	2	2						4.20	
			50.63												53.07	
Program Components				Factor												
Composition				2.67	6.00	4.75	5.75	5.50	6.25						5.75	
Presentation				2.67	6.25	5.75	6.25	5.75	6.75						6.08	
Skating Skills				2.67	6.75	6.25	7.00	6.50	7.00						6.75	
Judges Total Program Component Score (factored)																49.60

Deductions: 0.00

VOLVO OPEN CUP 54TH
JUDGES DETAILS PER SKATER
JUNIOR WOMEN FREE SKATING

Rank	Name	Nation	Starting Number	Total Segment Score	Total Element Score	Total Program Component Score (factored)	Total Deductions
5	Vasilisa BOGOMOLOVA	CYP	27	99.13	50.86	50.27	-2.00

#	Executed Elements	Info	Base Value	GOE	J1	J2	J3	J4	J5	J6	J7	J8	J9	Ref.	Scores of Panel
1	3F!q	F ! q	5.30	-2.65	-5	-5	-5	-5	-5						2.65
2	3Lzq+2A+2T+SEQ	q	10.50	-1.18	-2	-2	-2	-2	-2						9.32
3	3S		4.30	0.29	1	0	1	0	1						4.59
4	CCoSp4		3.50	0.93	3	2	3	2	3						4.43
5	2A		3.30	0.99	3	2	4	3	3						4.29
6	3Lzq	q	6.49	x -0.79	-1	-1	-2	-2	-1						5.70
7	3Lo+2T		6.82	x 0.00	0	0	0	0	1						6.82
8	FCCoSp3		3.00	0.70	3	2	2	3	2						3.70
9	ChSq1		3.00	1.00	2	1	2	2	2						4.00
10	3Lo<	<	4.31	x -1.83	-5	-5	-4	-4	-5						2.48
11	LSp4		2.70	0.18	1	-1	0	3	1						2.88
			53.22												50.86
Program Components				Factor											
Composition				2.67	6.25	6.25	6.50	6.50	6.25					6.33	
Presentation				2.67	6.00	7.00	6.25	6.25	6.00					6.17	
Skating Skills				2.67	6.00	6.50	6.75	6.00	6.50					6.33	
Judges Total Program Component Score (factored)												50.27			

Deductions:	Time violation	-1.00	Falls	-1.00 (1)	-2.00
--------------------	----------------	-------	-------	-----------	--------------

Rank	Name	Nation	Starting Number	Total Segment Score	Total Element Score	Total Program Component Score (factored)	Total Deductions
6	Elizabeth NOU	EST	30	94.88	46.81	48.07	0.00

#	Executed Elements	Info	Base Value	GOE	J1	J2	J3	J4	J5	J6	J7	J8	J9	Ref.	Scores of Panel
1	2A+1Eu+3S		8.10	0.86	2	2	2	3	2						8.96
2	3Lzq+2T	q	7.20	-1.18	-2	-1	-2	-2	-2						6.02
3	3Fq	q	5.30	-2.65	-5	-5	-5	-4	-5						2.65
4	FCCoSp4		3.50	-0.23	0	1	-1	-1	-2						3.27
5	3Tq+2T	q	5.50	-0.84	-2	-2	-2	-3	-2						4.66
6	3Tq	q	4.62	x -0.70	-2	-1	-2	-2	-1						3.92
7	2Lz	x	2.31	0.07	0	2	0	0	1						2.38
8	CCoSp3		3.00	0.50	2	2	1	1	2						3.50
9	ChSq1		3.00	0.83	2	1	1	2	2						3.83
10	2A	x	3.63	0.66	3	0	2	2	2						4.29
11	LSp4		2.70	0.63	2	2	1	3	3						3.33
			48.86												46.81
Program Components				Factor											
Composition				2.67	6.00	5.75	5.75	6.00	5.50					5.83	
Presentation				2.67	5.75	6.25	6.00	5.75	6.00					5.92	
Skating Skills				2.67	6.25	6.50	6.25	6.00	6.25					6.25	
Judges Total Program Component Score (factored)												48.07			

Deductions:					0.00
--------------------	--	--	--	--	-------------

VOLVO OPEN CUP 54TH
JUDGES DETAILS PER SKATER
JUNIOR WOMEN FREE SKATING

Rank	Name	Nation	Starting Number	Total Segment Score	Total Element Score	Total Program Component Score (factored)	Total Deductions
7	Alexandra ODMAN	SWE	32	94.73	47.77	48.96	-2.00

#	Executed Elements	Info	Base Value	GOE	J1	J2	J3	J4	J5	J6	J7	J8	J9	Ref.	Scores of Panel	
1	2A		3.30	0.11	1	0	0	0	1						3.41	
2	3Lz		5.90	0.59	2	1	1	0	1						6.49	
3	3Lo		4.90	0.49	2	1	1	1	1						5.39	
4	ChSq1		3.00	0.50	2	1	1	1	1						3.50	
5	3F<	F <	4.24	-2.12	-5	-5	-5	-5	-5						2.12	
6	FCSp4		3.20	0.64	2	2	1	2	2						3.84	
7	SSp4		2.50	0.50	2	0	2	2	2						3.00	
8	3Sq	F q	4.73	x -2.15	-5	-5	-5	-5	-5						2.58	
9	3T+1A+2Lo+SEQ		7.70	x 0.14	1	1	0	0	0						7.84	
10	3S+2T		6.16	x 0.14	1	1	0	0	0						6.30	
11	CCoSp3		3.00	0.30	1	1	1	1	1						3.30	
			48.63												47.77	
Program Components				Factor												
Composition				2.67	6.25	5.75	6.50	6.50	5.75						6.17	
Presentation				2.67	6.00	6.25	6.00	6.00	5.50						6.00	
Skating Skills				2.67	6.25	6.00	6.25	6.50	5.75						6.17	
Judges Total Program Component Score (factored)																48.96
Deductions:			Falls	-2.00	(2)											-2.00

Rank	Name	Nation	Starting Number	Total Segment Score	Total Element Score	Total Program Component Score (factored)	Total Deductions
8	Evelina STAVICKYTE	LTU	28	86.21	42.61	43.60	0.00

#	Executed Elements	Info	Base Value	GOE	J1	J2	J3	J4	J5	J6	J7	J8	J9	Ref.	Scores of Panel	
1	2A+2T		4.60	0.66	1	2	2	2	2						5.26	
2	3Lz+1Eu+2S		7.70	-0.79	-1	-1	-2	-2	-1						6.91	
3	3S+2T		5.60	0.43	1	0	1	1	1						6.03	
4	3S		4.30	0.72	2	1	2	2	1						5.02	
5	FCSp3		2.80	0.56	2	1	2	2	2						3.36	
6	1A		1.10	0.00	0	0	0	0	0						1.10	
7	3Lz<	<	5.19	x -0.94	-2	-3	-2	-2	-2						4.25	
8	2F		1.98	x 0.24	2	2	1	1	1						2.22	
9	FCCoSp2		2.50	-0.17	-1	-1	0	-1	0						2.33	
10	ChSq1		3.00	0.33	1	0	0	1	2						3.33	
11	CCoSp3		3.00	-0.20	-1	0	0	-1	-1						2.80	
			41.77												42.61	
Program Components				Factor												
Composition				2.67	5.25	5.00	5.25	5.25	5.75						5.25	
Presentation				2.67	5.50	5.25	5.25	5.00	5.50						5.33	
Skating Skills				2.67	5.75	5.75	5.50	5.75	6.00						5.75	
Judges Total Program Component Score (factored)																43.60
Deductions:															0.00	

VOLVO OPEN CUP 54TH
JUDGES DETAILS PER SKATER
JUNIOR WOMEN FREE SKATING

Rank	Name	Nation	Starting Number	Total Segment Score	Total Element Score	Total Program Component Score (factored)	Total Deductions
9	Gabriele JUSKAITE	LTU	24	85.82	46.31	40.51	-1.00

#	Executed Elements	Info	Base Value	GOE	J1	J2	J3	J4	J5	J6	J7	J8	J9	Ref.	Scores of Panel	
1	3Lz+2A+2A+SEQ		12.50	1.18	2	2	2	2	2						13.68	
2	3F	F	5.30	-2.65	-5	-5	-5	-5	-5						2.65	
3	3Loq+2T	q	6.20	-0.82	-1	-2	-2	-2	-1						5.38	
4	FCSp3		2.80	0.56	2	2	2	2	2						3.36	
5	1Lz		0.60	-0.26	-4	-4	-3	-5	-5						0.34	
6	3Fq+2T	q	7.26	x -1.59	-3	-3	-3	-2	-3						5.67	
7	3S		4.73	x 0.00	1	0	0	0	0						4.73	
8	2Lz		2.31	x 0.21	1	0	1	1	1						2.52	
9	ChSq1		3.00	-1.17	-2	-2	-2	-3	-3						1.83	
10	CCoSp3		3.00	0.70	3	1	3	2	2						3.70	
11	SSp3		2.10	0.35	3	1	2	1	2						2.45	
			49.80												46.31	
Program Components				Factor												
Composition				2.67	5.50	4.50	5.00	4.75	5.00					4.92		
Presentation				2.67	5.50	5.00	4.50	4.75	4.75					4.83		
Skating Skills				2.67	5.75	5.25	5.25	5.50	5.50					5.42		
Judges Total Program Component Score (factored)														40.51		
Deductions:			Falls	-1.00	(1)											-1.00

Rank	Name	Nation	Starting Number	Total Segment Score	Total Element Score	Total Program Component Score (factored)	Total Deductions
10	Ariadna GUPTA ESPADA	ESP	25	84.91	43.07	41.84	0.00

#	Executed Elements	Info	Base Value	GOE	J1	J2	J3	J4	J5	J6	J7	J8	J9	Ref.	Scores of Panel	
1	3T+2T		5.50	-1.26	-3	-3	-3	-3	-3						4.24	
2	3Lzq	q	5.90	-2.95	-5	-5	-5	-4	-5						2.95	
3	3Lz+2T		7.20	0.00	-1	0	0	1	0						7.20	
4	3Tq	q	4.20	-1.40	-4	-3	-3	-3	-4						2.80	
5	FCCoSp4		3.50	0.23	1	-1	2	1	0						3.73	
6	2F+2Aq+1A+SEQ	q	6.82	x -0.99	-3	-2	-3	-3	-3						5.83	
7	2A		3.63	x -0.11	-2	0	-1	0	0						3.52	
8	CCoSp4		3.50	0.47	2	1	1	1	2						3.97	
9	2F		1.98	x 0.18	2	0	1	1	1						2.16	
10	ChSq1		3.00	0.67	2	1	1	1	2						3.67	
11	SSp4		2.50	0.50	3	2	2	1	2						3.00	
			47.73												43.07	
Program Components				Factor												
Composition				2.67	5.75	5.25	5.00	5.25	4.50					5.17		
Presentation				2.67	5.75	5.75	5.00	5.00	5.00					5.25		
Skating Skills				2.67	5.50	5.50	4.75	5.00	5.25					5.25		
Judges Total Program Component Score (factored)														41.84		
Deductions:																0.00

VOLVO OPEN CUP 54TH
JUDGES DETAILS PER SKATER
JUNIOR WOMEN FREE SKATING

Rank	Name	Nation	Starting Number	Total Segment Score	Total Element Score	Total Program Component Score (factored)	Total Deductions
11	Meea MÄNNIKKO	FIN	26	84.66	44.28	41.38	-1.00

#	Executed Elements	Info	Base Value	GOE	J1	J2	J3	J4	J5	J6	J7	J8	J9	Ref.	Scores of Panel
1	3T+2T+2Lo		7.20	-0.42	-2	-1	-1	-1	0						6.78
2	3Lz<		4.72	-1.73	-4	-5	-3	-3	-4						2.99
3	3Lo<	F <	3.92	-1.96	-5	-5	-5	-5	-5						1.96
4	CSp3		2.30	0.23	1	1	1	1	1						2.53
5	3T		4.20	0.14	1	0	0	0	1						4.34
6	3S+2T		6.16	x 0.57	2	0	1	2	1						6.73
7	CCoSp4		3.50	0.35	1	0	1	1	1						3.85
8	ChSq1		3.00	0.17	0	0	-1	1	1						3.17
9	2A+1A+SEQ		4.84	x 0.22	1	0	1	0	1						5.06
10	3Sq	q	4.73	x -0.86	-2	-2	-2	-2	-2						3.87
11	FCCoSp3		3.00	0.00	2	0	0	0	0						3.00
			47.57												44.28
Program Components				Factor											
Composition				2.67	5.25	5.50	4.75	5.00	5.00					5.08	
Presentation				2.67	5.00	5.25	4.75	4.50	5.25					5.00	
Skating Skills				2.67	5.75	6.25	5.00	5.25	5.25					5.42	
Judges Total Program Component Score (factored)														41.38	
Deductions:		Falls	-1.00 (1)												-1.00

Rank	Name	Nation	Starting Number	Total Segment Score	Total Element Score	Total Program Component Score (factored)	Total Deductions
12	Jelizaveta DEREČINA	LAT	19	84.23	43.09	41.14	0.00

#	Executed Elements	Info	Base Value	GOE	J1	J2	J3	J4	J5	J6	J7	J8	J9	Ref.	Scores of Panel	
1	3T+2T		5.50	0.42	1	1	1	1	1						5.92	
2	3S+2T		5.60	0.14	1	0	1	0	0						5.74	
3	2F		1.80	0.30	3	2	1	1	2						2.10	
4	CCoSp4		3.50	0.58	3	1	2	2	1						4.08	
5	ChSq1		3.00	0.00	1	0	-1	0	0						3.00	
6	3T+1A+2Lo+SEQ		7.00	0.42	1	1	0	1	1						7.42	
7	3Sq	q	4.73	x -0.86	-1	-2	-2	-2	-2						3.87	
8	FCCoSp3		3.00	0.30	2	1	1	1	1						3.30	
9	2Lz		2.31	x 0.35	2	1	2	1	2						2.66	
10	2Lo		1.87	x 0.17	1	1	1	1	1						2.04	
11	LSp3		2.40	0.56	2	3	2	2	3						2.96	
			40.71												43.09	
Program Components				Factor												
Composition				2.67	5.50	5.25	5.00	5.00	5.00					5.08		
Presentation				2.67	5.25	5.50	5.00	4.75	4.50					5.00		
Skating Skills				2.67	5.75	5.25	5.25	5.50	5.25					5.33		
Judges Total Program Component Score (factored)														41.14		
Deductions:																0.00

VOLVO OPEN CUP 54TH
JUDGES DETAILS PER SKATER
JUNIOR WOMEN FREE SKATING

Rank	Name	Nation	Starting Number	Total Segment Score	Total Element Score	Total Program Component Score (factored)				Total Deductions					
13	Milana SINIAVSKYTE	LTU	23	78.94	39.89	42.05				-3.00					
#	Executed Elements	Info	Base Value	GOE	J1	J2	J3	J4	J5	J6	J7	J8	J9	Ref.	Scores of Panel
1	1Lz		0.60	-0.06	-1	-1	0	-1	-1						0.54
2	3T+3T<	F <	7.56	-2.10	-5	-5	-5	-5	-5						5.46
3	3Lo<	F <	3.92	-1.96	-5	-5	-5	-5	-5						1.96
4	FCSp3		2.80	0.00	-1	1	0	0	0						2.80
5	3S+2T+2Loq	q	7.30	-0.43	-1	-2	-1	-1	-1						6.87
6	3S		4.73	x 0.43	1	1	1	1	1						5.16
7	3F<+2T	<	6.09	x -0.85	-2	-2	-2	-2	-2						5.24
8	2A		3.63	x -0.11	-1	0	0	-1	0						3.52
9	LSp4		2.70	0.36	1	3	1	1	2						3.06
10	ChSq1		3.00	0.33	0	0	1	1	2						3.33
11	CCoSp3V		2.25	-0.30	-3	-1	-1	-1	-2						1.95
			44.58											39.89	
Program Components				Factor											
Composition				2.67	4.75	5.50	5.50	5.25	5.50					5.42	
Presentation				2.67	4.50	5.50	5.00	4.75	5.75					5.08	
Skating Skills				2.67	5.25	5.25	5.25	4.75	5.75					5.25	
Judges Total Program Component Score (factored)												42.05			
Deductions:			Time violation	-1.00	Falls					-2.00 (2)					-3.00
Rank	Name	Nation	Starting Number	Total Segment Score	Total Element Score	Total Program Component Score (factored)				Total Deductions					
14	Darja TRUBITSON	FIN	29	78.10	41.72	39.38				-3.00					
#	Executed Elements	Info	Base Value	GOE	J1	J2	J3	J4	J5	J6	J7	J8	J9	Ref.	Scores of Panel
1	3T+2A+2A+SEQ		10.80	0.84	1	2	2	2	2						11.64
2	3F<<	<<	1.80	-0.90	-5	-5	-5	-5	-5						0.90
3	3Lzq	F q	5.90	-2.95	-5	-5	-5	-5	-5						2.95
4	3Lo<	<	3.92	-1.96	-5	-5	-5	-5	-5						1.96
5	FCSp4		3.20	0.43	1	2	1	1	2						3.63
6	3S+2T		6.16	x -0.72	-2	-1	-1	-2	-2						5.44
7	3Tq	F q	4.62	x -2.10	-5	-5	-5	-5	-5						2.52
8	3S+2T	F	6.16	x -2.15	-5	-5	-5	-5	-5						4.01
9	LSp2		1.90	-0.13	-1	0	-1	-1	0						1.77
10	ChSq1		3.00	0.17	1	0	0	0	1						3.17
11	CCoSp4		3.50	0.23	1	1	0	0	1						3.73
			50.96											41.72	
Program Components				Factor											
Composition				2.67	5.00	4.75	4.50	4.75	5.00					4.83	
Presentation				2.67	4.75	5.25	4.00	4.25	5.25					4.75	
Skating Skills				2.67	5.25	5.25	4.75	5.25	5.00					5.17	
Judges Total Program Component Score (factored)												39.38			
Deductions:			Falls					-3.00 (3)					-3.00		

VOLVO OPEN CUP 54TH
JUDGES DETAILS PER SKATER
JUNIOR WOMEN FREE SKATING

Rank	Name	Nation	Starting Number	Total Segment Score	Total Element Score	Total Program Component Score (factored)	Total Deductions
15	Mia Liisu KRUMINS	EST	11	76.40	38.93	38.47	-1.00

#	Executed Elements	Info	Base Value	GOE	J1	J2	J3	J4	J5	J6	J7	J8	J9	Ref.	Scores of Panel	
1	2A		3.30	0.33	1	1	1	2	1						3.63	
2	3Tq	q	4.20	-0.84	-2	-2	-2	-2	-2						3.36	
3	3S+2T		5.60	0.43	1	-1	1	2	1						6.03	
4	FCCoSp4		3.50	0.58	2	2	1	1	2						4.08	
5	3S<	F <	3.44	-1.72	-5	-5	-5	-5	-5						1.72	
6	2Aq+1Eu+2Fq	q q	6.16	x -1.21	-3	-4	-4	-3	-4						4.95	
7	CCoSp4		3.50	0.12	1	0	0	0	1						3.62	
8	2Lz+2T		3.74	x 0.00	0	0	0	0	1						3.74	
9	ChSq1		3.00	0.00	0	0	0	0	0						3.00	
10	2F		1.98	x 0.18	1	1	1	1	1						2.16	
11	LSp3		2.40	0.24	2	1	1	1	1						2.64	
			40.82												38.93	
Program Components				Factor												
Composition				2.67	5.00	4.75	4.50	4.50	5.25						4.75	
Presentation				2.67	4.75	5.00	4.25	4.00	4.75						4.58	
Skating Skills				2.67	5.25	5.25	5.00	5.00	5.00						5.08	
Judges Total Program Component Score (factored)																38.47

Deductions:	Falls	-1.00 (1)													-1.00
--------------------	-------	-----------	--	--	--	--	--	--	--	--	--	--	--	--	--------------

Rank	Name	Nation	Starting Number	Total Segment Score	Total Element Score	Total Program Component Score (factored)	Total Deductions
16	Therese HAVAG	NOR	17	73.32	33.70	39.62	0.00

#	Executed Elements	Info	Base Value	GOE	J1	J2	J3	J4	J5	J6	J7	J8	J9	Ref.	Scores of Panel	
1	3T+2T		5.50	0.00	0	0	0	0	0						5.50	
2	3T		4.20	-0.42	-1	-1	-1	-1	-1						3.78	
3	2Lo+1A+SEQ		2.80	0.11	0	0	1	1	1						2.91	
4	FCSp3		2.80	0.56	2	2	2	2	2						3.36	
5	2F+2T		3.10	0.00	0	0	0	0	0						3.10	
6	2Lz		2.31	x 0.00	0	0	-1	0	0						2.31	
7	2Lz		2.31	x -0.70	-3	-3	-4	-4	-3						1.61	
8	ChSq1		3.00	0.33	1	-1	0	2	1						3.33	
9	2F		1.98	x 0.00	1	0	0	0	0						1.98	
10	CCoSp3		3.00	0.30	1	1	1	0	1						3.30	
11	SSp3		2.10	0.42	2	1	2	2	2						2.52	
			33.10												33.70	
Program Components				Factor												
Composition				2.67	4.75	4.75	4.75	5.25	5.50						4.92	
Presentation				2.67	5.25	5.25	4.50	5.00	5.25						5.17	
Skating Skills				2.67	4.50	5.25	4.25	4.75	5.00						4.75	
Judges Total Program Component Score (factored)																39.62

Deductions:															0.00
--------------------	--	--	--	--	--	--	--	--	--	--	--	--	--	--	-------------

VOLVO OPEN CUP 54TH
JUDGES DETAILS PER SKATER
JUNIOR WOMEN FREE SKATING

Rank	Name	Nation	Starting Number	Total Segment Score	Total Element Score	Total Program Component Score (factored)	Total Deductions
17	Elea RUSTGAARD	NOR	15	72.66	35.19	38.47	-1.00

#	Executed Elements	Info	Base Value	GOE	J1	J2	J3	J4	J5	J6	J7	J8	J9	Ref.	Scores of Panel
1	2A		3.30	0.33	1	0	1	1	1						3.63
2	3S+1Eu+2S		6.10	0.43	1	1	2	1	1						6.53
3	2F		1.80	0.24	2	1	1	1	2						2.04
4	3S		4.30	0.43	1	2	1	0	2						4.73
5	2A<<	F <<	1.10	-0.55	-5	-5	-5	-5	-5						0.55
6	FCSp4		3.20	0.53	2	1	1	2	2						3.73
7	2Lz+2T		3.74	x 0.00	0	0	0	0	1						3.74
8	2F+2T		3.41	x 0.18	2	1	0	1	1						3.59
9	CCoSp2		2.50	-0.75	-3	-1	-3	-3	-3						1.75
10	ChSq1		3.00	-0.50	0	-1	-4	-2	1						2.50
11	LSp3		2.40	0.00	0	0	0	0	1						2.40
			34.85												35.19
Program Components				Factor											
Composition				2.67	5.25	4.50	3.50	4.00	5.50						4.58
Presentation				2.67	5.00	5.00	4.00	4.25	5.75						4.75
Skating Skills				2.67	4.75	5.25	5.00	5.00	5.25						5.08
Judges Total Program Component Score (factored)															38.47
Deductions:			Falls	-1.00	(1)										-1.00

Rank	Name	Nation	Starting Number	Total Segment Score	Total Element Score	Total Program Component Score (factored)	Total Deductions
18	Pernille WITH	NOR	21	69.58	32.98	37.60	-1.00

#	Executed Elements	Info	Base Value	GOE	J1	J2	J3	J4	J5	J6	J7	J8	J9	Ref.	Scores of Panel
1	3Fq	F q	5.30	-2.65	-5	-5	-5	-5	-5						2.65
2	3Lo<	<	3.92	-1.05	-2	-3	-2	-3	-3						2.87
3	2A+3T<	<	6.66	-0.67	-3	-2	-2	-1	-2						5.99
4	3S<	<	3.44	-1.72	-5	-5	-5	-5	-5						1.72
5	CCoSp3		3.00	-0.60	-2	-2	0	-2	-2						2.40
6	3T<	<	3.70	x -1.68	-5	-5	-4	-5	-5						2.02
7	ChSq1		3.00	0.00	-2	1	-1	1	0						3.00
8	3S<+2T	<	5.21	x -0.69	-2	-2	-2	-2	-2						4.52
9	2A<	<	2.90	x -0.53	-2	-2	-3	-2	-2						2.37
10	FCSp4		3.20	0.00	0	0	0	0	1						3.20
11	SSp3		2.10	0.14	0	1	1	-2	1						2.24
			42.43												32.98
Program Components				Factor											
Composition				2.67	4.50	5.00	4.50	4.75	4.50						4.58
Presentation				2.67	4.50	5.50	4.00	4.50	5.00						4.67
Skating Skills				2.67	4.75	5.50	4.75	5.00	4.75						4.83
Judges Total Program Component Score (factored)															37.60
Deductions:			Falls	-1.00	(1)										-1.00

VOLVO OPEN CUP 54TH
JUDGES DETAILS PER SKATER
JUNIOR WOMEN FREE SKATING

Rank	Name	Nation	Starting Number	Total Segment Score	Total Element Score	Total Program Component Score (factored)	Total Deductions
19	Emma MAEVSKI	NOR	12	68.17	33.22	34.95	0.00

#	Executed Elements	Info	Base Value	GOE	J1	J2	J3	J4	J5	J6	J7	J8	J9	Ref.	Scores of Panel
1	3T+2T+1A+SEQ		6.60	0.14	0	0	0	1	1						6.74
2	3S		4.30	-1.72	-4	-3	-4	-4	-4						2.58
3	3T+2T		5.50	-1.12	-2	-3	-2	-3	-3						4.38
4	FCoSp3V		2.25	-0.30	-1	-2	-1	-1	-2						1.95
5	ChSq1		3.00	-0.17	-1	-1	0	0	1						2.83
6	2F+2Lo		3.50	0.12	0	0	1	1	1						3.62
7	2F		1.98	x 0.06	2	0	1	0	0						2.04
8	2Lz		2.31	x 0.21	1	1	1	0	1						2.52
9	CCoSp2V		1.88	-0.19	-1	0	-2	-2	0						1.69
10	2Lo		1.87	x 0.17	2	1	0	1	1						2.04
11	SSp4		2.50	0.33	2	1	1	1	2						2.83
			35.69												33.22
Program Components				Factor											
Composition				2.67	4.75	4.25	4.25	4.75	4.25					4.42	
Presentation				2.67	4.50	4.25	4.00	4.25	4.25					4.25	
Skating Skills				2.67	4.25	5.00	4.50	4.25	4.50					4.42	
Judges Total Program Component Score (factored)														34.95	

Deductions:		0.00
--------------------	--	-------------

Rank	Name	Nation	Starting Number	Total Segment Score	Total Element Score	Total Program Component Score (factored)	Total Deductions
20	Leilah PATTEN	GBR	18	67.66	28.27	41.39	-2.00

#	Executed Elements	Info	Base Value	GOE	J1	J2	J3	J4	J5	J6	J7	J8	J9	Ref.	Scores of Panel
1	3Lz<	<	4.72	-2.36	-5	-5	-5	-4	-5						2.36
2	3F!<	F ! <	4.24	-2.12	-5	-5	-5	-5	-5						2.12
3	1Lo		0.50	-0.23	-4	-5	-5	-4	-5						0.27
4	3S<	F <	3.44	-1.72	-5	-5	-5	-5	-5						1.72
5	CCoSp3		3.00	0.70	3	3	2	2	2						3.70
6	2T<<	<<	0.44	x -0.20	-5	-5	-5	-5	-5						0.24
7	3T<+2T	<	5.13	x -1.01	-3	-3	-4	-3	-3						4.12
8	LSp4		2.70	0.63	2	2	3	3	2						3.33
9	ChSq1		3.00	1.00	2	1	2	2	2						4.00
10	2Aq+2T*	q *	3.63	x -0.77	-2	-2	-3	-2	-3						2.86
11	FCSp3		2.80	0.75	3	3	2	2	3						3.55
			33.60												28.27
Program Components				Factor											
Composition				2.67	5.25	5.25	5.50	5.50	4.00					5.33	
Presentation				2.67	4.75	5.25	4.75	4.50	4.25					4.67	
Skating Skills				2.67	5.50	6.50	5.25	5.75	4.75					5.50	
Judges Total Program Component Score (factored)														41.39	

Deductions:	Falls	-2.00 (2)	-2.00
--------------------	-------	-----------	--------------

VOLVO OPEN CUP 54TH
JUDGES DETAILS PER SKATER
JUNIOR WOMEN FREE SKATING

Rank	Name	Nation	Starting Number	Total Segment Score	Total Element Score	Total Program Component Score (factored)	Total Deductions
21	Miriama SOSINA	LAT	16	67.33	31.40	36.93	-1.00

#	Executed Elements	Info	Base Value	GOE	J1	J2	J3	J4	J5	J6	J7	J8	J9	Ref.	Scores of Panel
1	2S		1.30	0.09	1	1	0	0	1						1.39
2	2Aq	q	3.30	-0.99	-3	-3	-3	-3	-3						2.31
3	2A		3.30	0.00	0	-1	0	0	1						3.30
4	CCoSp4		3.50	0.35	1	2	1	1	1						3.85
5	2F+2Lo		3.50	-0.36	-2	-2	-1	-2	-2						3.14
6	2Lz		2.31	x -0.56	-3	-3	-2	-3	-2						1.75
7	2F+2Lo+2Tq	F q	5.28	x -0.90	-5	-5	-5	-5	-5						4.38
8	FCCoSp3		3.00	-0.10	0	0	-1	-2	0						2.90
9	2Lz+2T		3.74	x 0.14	1	1	0	0	1						3.88
10	SSp2		1.60	-0.27	-1	-1	-1	-3	-1						1.33
11	ChSq1		3.00	0.17	0	1	0	0	2						3.17
			33.83												31.40
Program Components				Factor											
Composition				2.67	4.50	5.00	4.25	4.00	5.50					4.58	
Presentation				2.67	4.25	4.75	4.00	4.00	5.50					4.33	
Skating Skills				2.67	4.75	5.25	4.75	4.50	5.75					4.92	
Judges Total Program Component Score (factored)														36.93	
Deductions:			Falls	-1.00	(1)									-1.00	

Rank	Name	Nation	Starting Number	Total Segment Score	Total Element Score	Total Program Component Score (factored)	Total Deductions
22	Ella FEHN	SWE	13	67.10	29.26	37.84	0.00

#	Executed Elements	Info	Base Value	GOE	J1	J2	J3	J4	J5	J6	J7	J8	J9	Ref.	Scores of Panel
1	2A<+1Eu+2F	<	4.94	-0.79	-2	-3	-3	-3	-3						4.15
2	1A		1.10	0.00	0	0	0	0	1						1.10
3	3S<<+2T	<<	2.60	-0.65	-5	-5	-4	-5	-5						1.95
4	2Lz		2.10	0.28	1	2	1	1	2						2.38
5	FSSp3		2.60	0.26	1	0	1	1	1						2.86
6	ChSq1		3.00	0.17	1	0	1	-4	0						3.17
7	2Lz+2T		3.74	x 0.21	1	1	1	1	1						3.95
8	2S		1.43	x 0.13	2	1	0	1	1						1.56
9	CCoSp4		3.50	0.23	1	0	0	1	1						3.73
10	2F		1.98	x -0.72	-4	-4	-4	-4	-3						1.26
11	LSp4		2.70	0.45	2	1	1	2	2						3.15
			29.69												29.26
Program Components				Factor											
Composition				2.67	4.50	4.50	4.75	4.75	5.25					4.67	
Presentation				2.67	4.50	5.00	4.50	4.00	4.50					4.50	
Skating Skills				2.67	4.75	5.50	4.25	5.25	5.00					5.00	
Judges Total Program Component Score (factored)														37.84	
Deductions:													0.00		

VOLVO OPEN CUP 54TH
JUDGES DETAILS PER SKATER
JUNIOR WOMEN FREE SKATING

Rank	Name	Nation	Starting Number	Total Segment Score	Total Element Score	Total Program Component Score (factored)	Total Deductions
23	Megija FOGELMANE	LAT	14	65.44	27.29	39.15	-1.00

#	Executed Elements	Info	Base Value	GOE	J1	J2	J3	J4	J5	J6	J7	J8	J9	Ref.	Scores of Panel	
1	2A		3.30	-0.66	-2	-2	-2	-2	-2						2.64	
2	2Lz+1Eu+2S		3.90	-0.07	1	-1	0	-1	0						3.83	
3	2A	F	3.30	-1.65	-5	-5	-5	-5	-5						1.65	
4	LSp4		2.70	0.27	1	2	1	1	1						2.97	
5	2Lz		2.10	-0.42	-2	-3	-2	-2	-1						1.68	
6	FCSp3		2.80	0.28	0	1	1	1	1						3.08	
7	ChSq1		3.00	0.83	2	1	2	1	2						3.83	
8	2F+2T		3.41	x -0.72	-4	-4	-4	-4	-4						2.69	
9	2F		1.98	x -0.12	0	0	-1	-1	-1						1.86	
10	2Lo		1.87	x 0.00	0	0	-1	0	1						1.87	
11	CCoSp2V		1.88	-0.69	-3	-4	-4	-3	-4						1.19	
			30.24												27.29	
Program Components				Factor												
Composition				2.67	4.50	5.00	5.25	4.50	5.00						4.83	
Presentation				2.67	4.25	5.00	4.75	4.75	5.00						4.83	
Skating Skills				2.67	4.75	5.25	5.00	4.50	5.25						5.00	
Judges Total Program Component Score (factored)																39.15
Deductions:			Falls	-1.00	(1)											-1.00

Rank	Name	Nation	Starting Number	Total Segment Score	Total Element Score	Total Program Component Score (factored)	Total Deductions
24	Celin Beate ELLINGSEN	NOR	6	65.37	31.20	35.17	-1.00

#	Executed Elements	Info	Base Value	GOE	J1	J2	J3	J4	J5	J6	J7	J8	J9	Ref.	Scores of Panel	
1	3S<	F <	3.44	-1.72	-5	-5	-5	-5	-5						1.72	
2	2Aq+2T	q	4.60	-0.66	-2	-2	-2	-2	-2						3.94	
3	3S<+REP	<	2.41	-1.72	-5	-5	-4	-5	-5						0.69	
4	FCCoSp2		2.50	-0.17	0	0	-2	-1	-1						2.33	
5	2Lo		1.70	0.11	2	0	0	1	1						1.81	
6	2A	x	3.63	x 0.00	0	-1	0	0	0						3.63	
7	2Lo+1Eu+2F	x	4.40	x 0.00	0	-2	0	0	0						4.40	
8	2F+2T	x	3.41	x 0.00	0	0	-1	0	0						3.41	
9	FSSp3		2.60	0.17	1	-1	1	0	1						2.77	
10	ChSq1		3.00	0.00	2	0	-1	-1	1						3.00	
11	CCoSp4		3.50	0.00	2	0	0	0	-1						3.50	
			35.19												31.20	
Program Components				Factor												
Composition				2.67	4.75	4.50	3.75	4.00	5.25						4.42	
Presentation				2.67	4.50	4.75	3.50	3.50	4.75						4.25	
Skating Skills				2.67	4.50	5.00	4.00	3.50	5.00						4.50	
Judges Total Program Component Score (factored)																35.17
Deductions:			Falls	-1.00	(1)											-1.00

VOLVO OPEN CUP 54TH
JUDGES DETAILS PER SKATER
JUNIOR WOMEN FREE SKATING

Rank	Name	Nation	Starting Number	Total Segment Score	Total Element Score	Total Program Component Score (factored)	Total Deductions
25	Ann KYLE	AUS	5	64.78	26.96	37.82	0.00

#	Executed Elements	Info	Base Value	GOE	J1	J2	J3	J4	J5	J6	J7	J8	J9	Ref.	Scores of Panel
1	2F+2T+2Lo<	<	4.46	-0.48	-2	-3	-3	-2	-3						3.98
2	2F+2A<<+SEQ	<<	2.90	-0.66	-3	-4	-4	-4	-3						2.24
3	3S<<	<<	1.30	-0.48	-3	-4	-3	-4	-4						0.82
4	2Lz		2.10	0.21	2	1	0	1	1						2.31
5	2Lo		1.70	0.06	1	0	0	0	1						1.76
6	FCCoSp3		3.00	0.20	1	1	0	1	0						3.20
7	ChSq1		3.00	1.00	3	3	1	1	2						4.00
8	2Lz+2T		3.74	x 0.00	0	-1	0	0	0						3.74
9	2S		1.43	x 0.04	1	0	0	0	1						1.47
10	CCoSp1V		1.50	-0.05	0	-1	0	-1	0						1.45
11	CSSp2		2.30	-0.31	-1	-1	-1	-3	-2						1.99
			27.43												26.96
Program Components				Factor											
Composition				2.67	5.00	5.00	4.50	4.25	5.00					4.83	
Presentation				2.67	4.75	5.25	4.75	4.25	5.00					4.83	
Skating Skills				2.67	4.50	4.75	4.25	4.00	4.75					4.50	
Judges Total Program Component Score (factored)														37.82	

Deductions: 0.00

Rank	Name	Nation	Starting Number	Total Segment Score	Total Element Score	Total Program Component Score (factored)	Total Deductions
26	Zlata RUDAKOVA	LAT	9	64.34	29.39	34.95	0.00

#	Executed Elements	Info	Base Value	GOE	J1	J2	J3	J4	J5	J6	J7	J8	J9	Ref.	Scores of Panel
1	3Lz+1Eu+2F		8.20	0.59	1	0	1	1	1						8.79
2	1A		1.10	0.11	0	1	1	1	1						1.21
3	3S<<	<<	1.30	-0.65	-5	-5	-5	-5	-5						0.65
4	FCCSp3		2.80	0.09	1	0	-1	0	1						2.89
5	2Lz+1A+SEQ		3.20	0.28	1	2	1	1	2						3.48
6	2S		1.30	0.04	0	1	0	0	1						1.34
7	CCoSp1V		1.50	-0.20	-1	-3	-1	-1	-2						1.30
8	2Lz		2.31	x 0.21	0	1	1	1	2						2.52
9	2F		1.98	x 0.18	0	1	0	2	2						2.16
10	SSp2		1.60	-0.05	-2	0	0	-1	1						1.55
11	ChSq1		3.00	0.50	1	0	1	1	1						3.50
			28.29												29.39
Program Components				Factor											
Composition				2.67	3.75	3.75	4.00	4.00	4.75					3.92	
Presentation				2.67	3.75	4.50	4.50	4.25	4.50					4.42	
Skating Skills				2.67	4.50	5.00	5.00	4.50	4.75					4.75	
Judges Total Program Component Score (factored)														34.95	

Deductions: 0.00

VOLVO OPEN CUP 54TH
JUDGES DETAILS PER SKATER
JUNIOR WOMEN FREE SKATING

Rank	Name	Nation	Starting Number	Total Segment Score	Total Element Score	Total Program Component Score (factored)	Total Deductions
27	Taisia KRIVOSHEYA	LAT	7	63.62	26.02	37.60	0.00

#	Executed Elements	Info	Base Value	GOE	J1	J2	J3	J4	J5	J6	J7	J8	J9	Ref.	Scores of Panel
1	1A		1.10	-0.51	-4	-4	-5	-5	-5						0.59
2	2F+2Lo		3.50	0.18	1	1	1	1	2						3.68
3	A		0.00	0.00	-	-	-	-	-						0.00
4	LSp2		1.90	0.00	-1	0	1	0	0						1.90
5	2Lz+2Lo+2T		5.10	-0.07	0	0	-1	-1	0						5.03
6	2F+2T		3.10	0.12	0	1	0	1	1						3.22
7	ChSq1		3.00	0.50	2	1	0	1	1						3.50
8	2Lz		2.31	x 0.14	1	1	1	0	0						2.45
9	FCSp1		1.90	-0.38	-2	-2	-1	-2	-2						1.52
10	2S		1.43	x 0.00	0	0	-1	0	1						1.43
11	CCoSp3		3.00	-0.30	1	0	-2	-2	-1						2.70
			26.34												26.02
Program Components				Factor											
Composition				2.67	4.50	5.00	4.75	4.25	5.00					4.75	
Presentation				2.67	4.25	4.75	4.50	4.00	5.00					4.50	
Skating Skills				2.67	4.25	5.50	4.75	4.50	5.25					4.83	
Judges Total Program Component Score (factored)														37.60	

Deductions:		0.00
--------------------	--	-------------

Rank	Name	Nation	Starting Number	Total Segment Score	Total Element Score	Total Program Component Score (factored)	Total Deductions
28	Agne IVANOVAITE	LTU	20	61.38	24.66	38.72	-2.00

#	Executed Elements	Info	Base Value	GOE	J1	J2	J3	J4	J5	J6	J7	J8	J9	Ref.	Scores of Panel
1	3Fq	q	5.30	-0.88	-2	-1	-2	-2	-1						4.42
2	3Tq	F q	4.20	-2.10	-5	-5	-5	-5	-5						2.10
3	3Sq	q	4.30	-2.15	-5	-5	-5	-4	-5						2.15
4	2Aq+2T	q	4.60	-0.66	-2	-2	-2	-2	-2						3.94
5	FCSp3		2.80	0.37	1	1	0	2	2						3.17
6	ChSq1		3.00	-1.17	-2	0	-3	-3	-2						1.83
7	3S<+REP	F <	2.65	x -1.72	-5	-5	-5	-5	-5						0.93
8	2T<<	<<	0.44	x -0.20	-5	-5	-5	-5	-5						0.24
9	2Lz+2T*	*	2.31	x 0.14	1	2	0	0	1						2.45
10	CCoSp1V		1.50	-0.10	0	-1	-1	-1	0						1.40
11	LSp2		1.90	0.13	1	-1	0	1	1						2.03
			33.00												24.66
Program Components				Factor											
Composition				2.67	4.50	3.75	4.75	4.50	5.00					4.58	
Presentation				2.67	4.25	5.00	4.50	4.25	4.75					4.50	
Skating Skills				2.67	5.25	5.75	5.00	5.50	5.50					5.42	
Judges Total Program Component Score (factored)														38.72	

Deductions:	Falls	-2.00 (2)	-2.00
--------------------	-------	-----------	--------------

VOLVO OPEN CUP 54TH
JUDGES DETAILS PER SKATER
JUNIOR WOMEN FREE SKATING

Rank	Name	Nation	Starting Number	Total Segment Score	Total Element Score	Total Program Component Score (factored)	Total Deductions
29	Diana ERPORT	EST	10	60.87	28.85	32.02	0.00

#	Executed Elements	Info	Base Value	GOE	J1	J2	J3	J4	J5	J6	J7	J8	J9	Ref.	Scores of Panel
1	2F		1.80	0.24	2	2	1	1	1						2.04
2	3S+1A+SEQ		5.40	0.14	0	0	1	0	1						5.54
3	1T		0.40	-0.04	-1	0	-1	-1	-1						0.36
4	2A		3.30	0.00	0	0	0	0	0						3.30
5	SSp3		2.10	0.21	0	2	1	1	1						2.31
6	2S+2T		2.86	x -0.04	-1	0	0	-1	0						2.82
7	FCSp3		2.80	0.28	1	1	0	1	1						3.08
8	ChSq1		3.00	-1.00	-2	-4	-2	-2	-1						2.00
9	2Lz+1Lo+1T		3.30	x -0.21	-1	0	-1	-1	-2						3.09
10	2F		1.98	x 0.00	0	0	0	0	1						1.98
11	CCoSp3V		2.25	0.08	2	-1	-1	1	1						2.33
			29.19												28.85
Program Components				Factor											
Composition				2.67	3.75	3.50	4.00	3.75	4.00					3.83	
Presentation				2.67	3.50	3.50	3.75	3.50	4.25					3.58	
Skating Skills				2.67	4.50	5.25	4.75	4.50	4.50					4.58	
Judges Total Program Component Score (factored)													32.02		

Deductions:		0.00
--------------------	--	-------------

Rank	Name	Nation	Starting Number	Total Segment Score	Total Element Score	Total Program Component Score (factored)	Total Deductions
30	Fernanda GUASCO ROBLES	MEX	8	57.68	27.31	31.37	-1.00

#	Executed Elements	Info	Base Value	GOE	J1	J2	J3	J4	J5	J6	J7	J8	J9	Ref.	Scores of Panel
1	2F+2T+2Lo<	<	4.46	-0.36	-1	-2	-2	-2	-2						4.10
2	1A		1.10	0.00	0	0	0	0	0						1.10
3	2Lo+1A+SEQ		2.80	0.00	0	0	0	0	0						2.80
4	CCoSp1		2.00	0.07	1	1	0	0	0						2.07
5	2S		1.30	0.09	1	1	1	0	0						1.39
6	2Lz+2T		3.74	x 0.00	0	0	0	-1	1						3.74
7	2F		1.98	x 0.06	2	0	1	0	0						2.04
8	FSSp2		2.30	0.15	1	1	1	0	-1						2.45
9	ChSq1		3.00	0.00	0	0	0	1	-1						3.00
10	2Lz		2.31	x 0.14	1	0	1	0	1						2.45
11	FCCoSp2		2.50	-0.33	0	-1	-2	-2	-1						2.17
			27.49												27.31
Program Components				Factor											
Composition				2.67	4.00	3.00	3.75	3.50	4.00					3.75	
Presentation				2.67	3.75	3.75	4.25	3.50	4.00					3.83	
Skating Skills				2.67	4.25	4.25	4.50	3.50	4.00					4.17	
Judges Total Program Component Score (factored)													31.37		

Deductions:	Late start	-1.00	-1.00
--------------------	------------	-------	--------------

VOLVO OPEN CUP 54TH
JUDGES DETAILS PER SKATER
JUNIOR WOMEN FREE SKATING

Rank	Name	Nation	Starting Number	Total Segment Score	Total Element Score	Total Program Component Score (factored)	Total Deductions
31	Jelizaveta RUDNEVA	EST	3	53.35	21.74	31.61	0.00

#	Executed Elements	Info	Base Value	GOE	J1	J2	J3	J4	J5	J6	J7	J8	J9	Ref.	Scores of Panel
1	3Lo<<	<<	1.70	-0.79	-5	-5	-4	-4	-5						0.91
2	3S<<+2T	<<	2.60	-0.43	-3	-3	-5	-3	-4						2.17
3	1A		1.10	0.11	1	1	1	1	1						1.21
4	FSSp2		2.30	0.00	0	0	0	-1	0						2.30
5	2F+2T		3.10	0.18	1	1	1	1	1						3.28
6	2T*	*	0.00	0.00	-	-	-	-	-						0.00
7	1A		1.21	x 0.11	1	1	1	1	1						1.32
8	CCoSp2		2.50	0.25	1	2	1	1	1						2.75
9	2S+1Eu+2S		3.41	x 0.00	0	0	-1	0	0						3.41
10	ChSq1		3.00	-0.17	0	0	-1	-1	1						2.83
11	CSp2		1.80	-0.24	0	-1	-2	-3	-1						1.56
			22.72												21.74
Program Components				Factor											
Composition				2.67	3.50	3.25	4.25	3.50	4.50						3.75
Presentation				2.67	3.50	3.50	4.00	3.50	4.25						3.67
Skating Skills				2.67	3.75	4.50	4.75	4.25	4.50						4.42
Judges Total Program Component Score (factored)														31.61	

Deductions:		0.00
--------------------	--	-------------

Rank	Name	Nation	Starting Number	Total Segment Score	Total Element Score	Total Program Component Score (factored)	Total Deductions
32	Jasmine COETZEE	RSA	1	52.97	26.72	28.25	-2.00

#	Executed Elements	Info	Base Value	GOE	J1	J2	J3	J4	J5	J6	J7	J8	J9	Ref.	Scores of Panel
1	2Lz		2.10	0.21	1	0	1	1	1						2.31
2	3S<	F <	3.44	-1.72	-5	-5	-5	-5	-5						1.72
3	3T<<	F <<	1.30	-0.65	-5	-5	-5	-5	-5						0.65
4	FCCoSp3		3.00	-0.30	0	-1	0	-2	-2						2.70
5	2S+2T		2.60	0.00	0	0	0	0	1						2.60
6	2F+2T		3.41	x 0.00	1	0	0	0	0						3.41
7	2Lz+2A<+1A+SEQ	<	6.42	x -0.79	-2	-3	-4	-3	-3						5.63
8	2F<<	<<	0.55	x -0.25	-5	-5	-5	-5	-5						0.30
9	ChSq1		3.00	0.00	0	-1	-1	1	1						3.00
10	CCoSp3		3.00	-1.00	-1	-4	-4	-3	-3						2.00
11	LSp3		2.40	0.00	1	-1	0	0	0						2.40
			31.22												26.72
Program Components				Factor											
Composition				2.67	4.00	3.00	3.25	3.75	3.50						3.50
Presentation				2.67	3.75	3.25	3.00	3.25	3.50						3.33
Skating Skills				2.67	4.25	3.75	3.75	3.25	3.75						3.75
Judges Total Program Component Score (factored)														28.25	

Deductions:	Falls	-2.00 (2)	-2.00
--------------------	-------	-----------	--------------

VOLVO OPEN CUP 54TH
JUDGES DETAILS PER SKATER
JUNIOR WOMEN FREE SKATING

Rank	Name	Nation	Starting Number	Total Segment Score	Total Element Score	Total Program Component Score (factored)	Total Deductions
33	Lilian MUSGRAVE	GBR	4	51.59	23.12	30.47	-2.00

#	Executed Elements	Info	Base Value	GOE	J1	J2	J3	J4	J5	J6	J7	J8	J9	Ref.	Scores of Panel		
1	3F<<	<<	1.80	-0.90	-5	-5	-5	-5	-5						0.90		
2	1S		0.40	-0.13	-4	-5	-2	-2	-4						0.27		
3	3S<	F <	3.44	-1.72	-5	-5	-5	-5	-5						1.72		
4	CCoSp4		3.50	0.12	2	-1	0	0	1						3.62		
5	ChSq1		3.00	-0.33	1	-3	0	-1	-1						2.67		
6	2A	F	3.30	-1.65	-5	-5	-5	-5	-5						1.65		
7	2A		3.63	x -1.21	-4	-3	-3	-4	-4						2.42		
8	2F+2T+2Lo<<	<<	3.96	x -0.84	-5	-4	-5	-4	-5						3.12		
9	2F+2T		3.41	x -0.06	0	-1	-1	0	0						3.35		
10	LSp1		1.50	-0.35	-1	-3	-2	-3	-2						1.15		
11	FSSp3		2.60	-0.35	-2	-2	0	-1	-1						2.25		
			30.54												23.12		
Program Components				Factor													
Composition					2.67	4.50	3.00	3.75	4.00	3.75						3.83	
Presentation					2.67	4.75	3.50	3.50	3.50	3.50						3.50	
Skating Skills					2.67	4.00	4.50	4.00	3.50	4.25						4.08	
Judges Total Program Component Score (factored)																30.47	
Deductions:			Falls	-2.00	(2)											-2.00	

Rank	Name	Nation	Starting Number	Total Segment Score	Total Element Score	Total Program Component Score (factored)	Total Deductions
34	Maria DORLOVA	EST	2	46.35	17.09	30.26	-1.00

#	Executed Elements	Info	Base Value	GOE	J1	J2	J3	J4	J5	J6	J7	J8	J9	Ref.	Scores of Panel		
1	1A		1.10	0.11	2	1	0	1	1						1.21		
2	2Lz<+Lo	<	1.68	-0.73	-5	-3	-4	-4	-5						0.95		
3	2Lz<<	<<	0.60	-0.30	-5	-5	-5	-5	-5						0.30		
4	FSSp1		2.00	-0.07	0	-1	0	-2	1						1.93		
5	2T<	<	1.04	-0.24	-2	-2	-2	-3	-3						0.80		
6	2F!<+1Eu+2S<	!!< <	3.28	x -0.72	-5	-5	-5	-5	-5						2.56		
7	2F!<+1A+SEQ	!!<	2.79	x -0.43	-3	-3	-4	-3	-3						2.36		
8	LSp3		2.40	0.32	1	2	1	1	2						2.72		
9	ChSq1		3.00	0.33	1	1	0	0	1						3.33		
10	2S<	<	1.14	x -0.21	-2	-2	-2	-2	-2						0.93		
11	CoSp	F	0.00	0.00	-	-	-	-	-						0.00		
			19.03												17.09		
Program Components				Factor													
Composition					2.67	3.75	4.00	3.00	3.75	4.75						3.83	
Presentation					2.67	3.50	3.75	3.25	3.75	4.50						3.67	
Skating Skills					2.67	3.75	4.50	3.50	3.50	4.25						3.83	
Judges Total Program Component Score (factored)																30.26	
Deductions:			Falls	-1.00	(1)											-1.00	

Legend:							
#	Sequence number	GOE	Grade of Execution	Jx	Judges (x=1-9)	Ref.	Referee
*	Invalid element	<	Under-rotated jump	<<	Downgraded jump	REP	Jump repetition
x	Credit for highlight distribution, base value multiplied by 1.1			!	Not clear edge		
F	Fall	q	Jump landed on the quarter				