



SHANGHAI TROPHY

2024上海超级杯

成绩册

PROTOCOL



上海赛事
SHANGHAI SPORTS



浦发银行
SPD BANK



东方体育中心
Oriental Sports Center



上海市冰雪运动协会
Shanghai Ice & Snow Sports Association



上海广播电视台
SHANGHAI MEDIA GROUP



五星体育
great sports



亚浩体育



中国体育彩票
CHINA SPORTS LOTTERY



EVA AIR 长荣航空



AUREPLAYER
吉光



ANTA



Casarte
REFINED LIVING



百岁山
Ganten



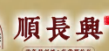
ISSEY MIYAKE
PARFUMS



Dole
Sunshine For All



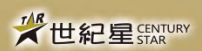
順長興
SHUN CHANG & CO.



順長興



中国体育彩票
CHINA SPORTS LOTTERY



TAR 世紀星 CENTURY STAR

MEN

SPD Bank Oriental Sports Center	03 OCT 2024 05 OCT 2024	21:15 16:00	Short Program Free Skating
--	----------------------------	----------------	-------------------------------

Size of Skating Arena:	30m*60m
Ice Conditions:	very good
Number of Entries:	6
Number of Participants:	6

Entry Withdrawn:

Short Program		
Duration:	2:40 +/- 10 seconds	
Segment Factor:	1.00	
Program Component Factors:	Composition	1.67
	Presentation	1.67
	Skating Skills	1.67

Free Skating		
Duration:	4:00 +/- 10 seconds	
Segment Factor:	1.00	
Program Component Factors:	Composition	3.33
	Presentation	3.33
	Skating Skills	3.33

Official OC Partner:

PANEL OF JUDGES

MEN

Officials

Technical Controller	Ms. Susan LYNCH	ISU
Technical Specialist	Mr. Troy GOLDSTEIN	ISU
Technical Specialist	Ms. Yue CAO	ISU

Judges

Referee	Mr. Feng HUANG	ISU
Judge No. 1	Mr. Massimo ORLANDINI	ITA
Judge No. 2	Ms. Yu WANG	CHN
Judge No. 3	Ms. Anna KANTOR	ISR
Judge No. 4	Ms. Chihee RHEE	KOR
Judge No. 5	Ms. Aniela HEBEL-SZMAK	POL

Data/Replay Operator


Data Operator	Mr. Sarkis TEWANIAN	ISU
Replay Operator	Ms. Bo WANG	ISU

Official OC Partner:

RESULTS

MEN

Pl.	Name	Nation	Total Score	SP	FS
1	Junhwan CHA	KOR	269.53	1	1
2	Deniss VASILJEVS	LAT	257.55	2	2
3	Jason BROWN	USA	242.79	3	4
4	Nikolaj MEMOLA	ITA	230.91	6	3
5	Daiwei DAI	CHN	225.67	4	5
6	Yudong CHEN	CHN	222.33	5	6



Mr. Feng HUANG, ISU
Referee



Ms. Susan LYNCH, ISU
Technical Controller

Legend:	SP Short Program	FS Free Skating	Pl. Place
----------------	-------------------------	------------------------	------------------

Official OC Partner:

JUDGES DETAILS PER SKATER
MEN SHORT PROGRAM

Rank	Name	Nation	Starting Number	Total Segment Score	Total Element Score	Total Program Component Score (factored)				Total Deductions					
1	Junhwan CHA	KOR	1	92.28	48.72	43.56				0.00					
#	Executed Elements	Info	Base Value	GOE	J1	J2	J3	J4	J5	J6	J7	J8	J9	Ref.	Scores of Panel
1	4S		9.70	3.23	3	3	3	4	4						12.93
2	3Lz+3Lo<	<	9.82	-0.79	-1	-2	-2	-1	-1						9.03
3	FCSp3		2.80	0.56	3	2	2	2	1						3.36
4	3A		8.80	x 2.13	3	2	1	3	3						10.93
5	CSSp4		3.00	0.50	3	0	1	3	1						3.50
6	StSq4		3.90	1.17	4	3	3	3	3						5.07
7	CCoSp3		3.00	0.90	3	3	3	3	3						3.90
			41.02												48.72
Program Components			Factor												
Composition			1.67	8.75	8.75	8.25	9.00	8.50			8.67				
Presentation			1.67	9.00	9.00	8.50	9.00	8.50			8.83				
Skating Skills			1.67	8.50	8.50	8.50	8.75	8.75			8.58				
Judges Total Program Component Score (factored)										43.56					
Deductions:										0.00					

Rank	Name	Nation	Starting Number	Total Segment Score	Total Element Score	Total Program Component Score (factored)				Total Deductions					
2	Deniss VASILJEVS	LAT	6	88.22	44.51	43.71				0.00					
#	Executed Elements	Info	Base Value	GOE	J1	J2	J3	J4	J5	J6	J7	J8	J9	Ref.	Scores of Panel
1	3A		8.00	2.40	3	3	2	3	3						10.40
2	3Lz+3T		10.10	1.18	2	2	1	3	2						11.28
3	CCSp4		3.20	0.96	4	3	3	3	3						4.16
4	3F!	!	5.83	x 0.53	1	1	1	0	1						6.36
5	CCoSp3		3.00	0.80	2	3	2	3	3						3.80
6	StSq3		3.30	1.21	4	4	3	3	4						4.51
7	FSSp4		3.00	1.00	4	1	3	4	3						4.00
			36.43												44.51
Program Components			Factor												
Composition			1.67	8.50	8.50	8.75	8.75	8.75			8.67				
Presentation			1.67	8.75	8.75	8.75	9.00	9.00			8.83				
Skating Skills			1.67	8.25	8.50	8.75	8.75	8.75			8.67				
Judges Total Program Component Score (factored)										43.71					
Deductions:										0.00					

Rank	Name	Nation	Starting Number	Total Segment Score	Total Element Score	Total Program Component Score (factored)				Total Deductions					
3	Jason BROWN	USA	4	87.02	42.10	45.92				-1.00					
#	Executed Elements	Info	Base Value	GOE	J1	J2	J3	J4	J5	J6	J7	J8	J9	Ref.	Scores of Panel
1	3F		5.30	2.30	5	4	5	4	4						7.60
2	3A<	F <	6.40	-3.20	-5	-5	-5	-5	-5						3.20
3	FSSp4		3.00	0.90	3	2	3	3	3						3.90
4	3Lz+3T		11.11	x 1.57	3	3	2	2	3						12.68
5	StSq4		3.90	1.56	5	4	4	4	4						5.46
6	CCSp4		3.20	1.28	4	4	4	4	2						4.48
7	CCoSp4		3.50	1.28	4	4	3	4	3						4.78
			36.41												42.10
Program Components			Factor												
Composition			1.67	9.25	9.00	8.50	9.00	9.25			9.08				
Presentation			1.67	9.25	9.00	8.25	9.25	9.25			9.17				
Skating Skills			1.67	9.25	9.25	8.50	9.25	9.25			9.25				
Judges Total Program Component Score (factored)										45.92					
Deductions:										Falls -1.00 (1)					
										-1.00					

Official OC Partner:

JUDGES DETAILS PER SKATER
MEN SHORT PROGRAM

Rank	Name	Nation	Starting Number	Total Segment Score	Total Element Score	Total Program Component Score (factored)	Total Deductions								
4	Daiwei DAI	CHN	2	78.48	43.85	35.63	-1.00								
#	Executed Elements	Info	Base Value	GOE	J1	J2	J3	J4	J5	J6	J7	J8	J9	Ref.	Scores of Panel
1	4T+3T		13.70	1.90	2	2	2	2	1						15.60
2	3A		8.00	2.13	3	3	2	3	1						10.13
3	CCSp4		3.20	0.75	3	2	3	2	1						3.95
4	3Lz	F	6.49	x -2.95	-5	-5	-5	-5	-5						3.54
5	FSSp4		3.00	0.60	2	2	3	1	2						3.60
6	StSq2		2.60	0.35	2	1	1	2	1						2.95
7	CCoSp4		3.50	0.58	2	2	1	3	1						4.08
			40.49												43.85
Program Components				Factor											
Composition				1.67	6.50	7.25	7.25	6.00	6.75					6.83	
Presentation				1.67	7.00	7.50	7.25	6.25	6.75					7.00	
Skating Skills				1.67	7.50	7.50	7.50	7.75	7.50					7.50	
Judges Total Program Component Score (factored)											35.63				
Deductions:			Falls	-1.00 (1)							-1.00				

Rank	Name	Nation	Starting Number	Total Segment Score	Total Element Score	Total Program Component Score (factored)	Total Deductions								
5	Yudong CHEN	CHN	5	77.97	41.23	36.74	0.00								
#	Executed Elements	Info	Base Value	GOE	J1	J2	J3	J4	J5	J6	J7	J8	J9	Ref.	Scores of Panel
1	4T		9.50	-3.80	-4	-4	-5	-3	-4						5.70
2	3A		8.00	1.60	2	2	1	2	2						9.60
3	FCSp4		3.20	0.64	2	2	2	2	2						3.84
4	3F+3T		10.45	x 1.41	3	2	3	3	2						11.86
5	CSSp3		2.60	0.43	2	1	2	0	2						3.03
6	StSq2		2.60	0.52	2	2	2	1	2						3.12
7	CCoSp4		3.50	0.58	2	2	2	1	1						4.08
			39.85												41.23
Program Components				Factor											
Composition				1.67	7.25	7.50	7.50	6.25	6.75					7.17	
Presentation				1.67	7.50	7.50	7.25	7.25	7.00					7.33	
Skating Skills				1.67	7.50	7.75	7.50	7.25	7.50					7.50	
Judges Total Program Component Score (factored)											36.74				
Deductions:										0.00					

Rank	Name	Nation	Starting Number	Total Segment Score	Total Element Score	Total Program Component Score (factored)	Total Deductions								
6	Nikolaj MEMOLA	ITA	3	74.47	38.46	37.01	-1.00								
#	Executed Elements	Info	Base Value	GOE	J1	J2	J3	J4	J5	J6	J7	J8	J9	Ref.	Scores of Panel
1	4Lz<	F <	9.20	-4.60	-5	-5	-5	-5	-5						4.60
2	3A		8.00	0.53	0	-1	1	1	1						8.53
3	FCSp4		3.20	0.32	1	0	1	1	1						3.52
4	3Lz+3T		11.11	x 1.18	2	2	2	2	2						12.29
5	StSq2		2.60	0.52	3	1	2	2	2						3.12
6	CSSp4		3.00	0.10	1	0	-1	1	0						3.10
7	CCoSp3		3.00	0.30	1	1	1	1	1						3.30
			40.11												38.46
Program Components				Factor											
Composition				1.67	7.50	7.50	7.50	7.75	7.50					7.50	
Presentation				1.67	7.50	7.25	7.25	7.25	7.75					7.33	
Skating Skills				1.67	7.25	7.25	7.25	7.75	7.50					7.33	
Judges Total Program Component Score (factored)											37.01				
Deductions:			Falls	-1.00 (1)							-1.00				

Official OC Partner:



JUDGES DETAILS PER SKATER
MEN SHORT PROGRAM

Legend:							
#	Sequence number	GOE	Grade of Execution	Jx	Judges (x=1-9)	Ref.	Referee
<	Under-rotated jump	x	Credit for highlight distribution, base value multiplied by 1.1			!	Not clear edge
F	Fall						

Official OC Partner:

JUDGES DETAILS PER SKATER
MEN FREE SKATING

Rank	Name	Nation	Starting Number	Total Segment Score	Total Element Score	Total Program Component Score (factored)				Total Deductions					
1	Junhwan CHA	KOR	6	177.25	88.91	89.34				-1.00					
#	Executed Elements	Info	Base Value	GOE	J1	J2	J3	J4	J5	J6	J7	J8	J9	Ref.	Scores of Panel
1	4Sq	q	9.70	0.32	1	0	-1	0	1						10.02
2	4T<	F <	7.60	-3.80	-5	-5	-5	-5	-5						3.80
3	3Lz+3Lo		10.80	1.77	3	3	3	2	3						12.57
4	3A		8.00	2.13	3	3	2	2	3						10.13
5	StSq4		3.90	1.56	4	4	4	4	4						5.46
6	3F+1Eu+3S		11.11	x 1.59	3	3	2	3	3						12.70
7	3A<+2A+SEQ	<	10.67	x -0.85	-1	-2	-2	0	-1						9.82
8	CCoSp4		3.50	1.28	3	4	4	3	4						4.78
9	3F	x	5.83	x 0.53	2	1	0	1	1						6.36
10	ChSq1		3.00	2.00	4	4	4	4	4						5.00
11	FCSp4		3.20	0.75	2	2	3	1	3						3.95
12	FCCoSp4		3.50	0.82	3	2	2	3	2						4.32
			80.81											88.91	
Program Components				Factor											
Composition				3.33	9.25	9.25	8.75	9.00	8.75					9.00	
Presentation				3.33	9.00	9.25	8.50	9.00	9.00					9.00	
Skating Skills				3.33	8.75	9.00	8.75	8.75	9.25					8.83	
Judges Total Program Component Score (factored)															89.34
Deductions:		Falls	-1.00 (1)										-1.00		

Rank	Name	Nation	Starting Number	Total Segment Score	Total Element Score	Total Program Component Score (factored)				Total Deductions					
2	Deniss VASILJEVS	LAT	5	169.33	83.88	85.45				0.00					
#	Executed Elements	Info	Base Value	GOE	J1	J2	J3	J4	J5	J6	J7	J8	J9	Ref.	Scores of Panel
1	4S<	<	7.76	-0.78	-1	-1	-2	-1	0						6.98
2	3Lz+3T		10.10	1.77	3	3	3	3	3						11.87
3	3A+2A+SEQ		11.30	1.33	1	2	0	2	2						12.63
4	3F		5.30	0.00	0	0	0	0	0						5.30
5	CCoSp3		3.00	0.70	2	3	3	2	2						3.70
6	StSq3		3.30	0.99	3	3	3	1	3						4.29
7	3A	x	8.80	x 1.87	3	3	1	1	3						10.67
8	3Lz+1Eu+3S		11.77	x 1.18	2	2	2	3	2						12.95
9	3Lo<	<	4.31	x -1.18	-3	-3	-3	-3	-2						3.13
10	FCCoSp4		3.50	0.82	2	3	3	2	2						4.32
11	FSSp3		2.60	0.61	3	2	2	1	3						3.21
12	ChSq1		3.00	1.83	3	4	4	2	5						4.83
			74.74											83.88	
Program Components				Factor											
Composition				3.33	8.75	9.00	8.50	8.00	8.50					8.58	
Presentation				3.33	8.75	8.75	8.75	8.25	8.25					8.58	
Skating Skills				3.33	8.50	8.75	8.50	8.50	8.50					8.50	
Judges Total Program Component Score (factored)															85.45
Deductions:												0.00			

Official OC Partner:



JUDGES DETAILS PER SKATER
MEN FREE SKATING

Rank	Name	Nation	Starting Number	Total Segment Score	Total Element Score	Total Program Component Score (factored)				Total Deductions					
3	Nikolaj MEMOLA	ITA	1	156.44	82.35	74.09				0.00					
#	Executed Elements	Info	Base Value	GOE	J1	J2	J3	J4	J5	J6	J7	J8	J9	Ref.	Scores of Panel
1	4Lz!	!	11.50	1.15	1	1	1	1	2						12.65
2	3A+1Eu+3S		12.80	1.60	2	3	2	2	2						14.40
3	3A		8.00	1.07	1	1	2	2	1						9.07
4	3Lo		4.90	0.65	1	1	1	2	2						5.55
5	CSSp2V		1.73	0.17	1	1	0	1	1						1.90
6	FCSp3		2.80	0.19	1	1	0	0	2						2.99
7	3Lz!+3T	!	11.11	x 0.00	0	0	0	0	0						11.11
8	3Lze+2A+SEQ	e	8.82	x -0.78	-2	-2	-1	-2	-1						8.04
9	3F		5.83	x 1.06	2	2	1	2	2						6.89
10	StSq2		2.60	0.52	2	2	2	2	2						3.12
11	ChSq1		3.00	1.00	2	2	2	2	1						4.00
12	CCoSp3V		2.25	0.38	1	2	0	2	2						2.63
			75.34											82.35	
Program Components				Factor											
Composition				3.33	7.25	7.50	7.50	7.50	7.00					7.42	
Presentation				3.33	7.50	7.75	7.50	8.00	7.50					7.58	
Skating Skills				3.33	7.00	7.25	7.25	8.00	7.25					7.25	
Judges Total Program Component Score (factored)														74.09	
Deductions:											0.00				

Rank	Name	Nation	Starting Number	Total Segment Score	Total Element Score	Total Program Component Score (factored)				Total Deductions					
4	Jason BROWN	USA	4	155.77	67.26	88.51				0.00					
#	Executed Elements	Info	Base Value	GOE	J1	J2	J3	J4	J5	J6	J7	J8	J9	Ref.	Scores of Panel
1	3A<	<	6.40	-1.71	-4	-3	-3	-2	-2						4.69
2	3F+2T		6.60	1.06	2	3	2	1	2						7.66
3	3Lz		5.90	2.16	4	4	4	3	3						8.06
4	3S		4.30	1.00	3	3	2	2	2						5.30
5	FCCoSp4		3.50	1.40	4	4	5	3	4						4.90
6	StSq3		3.30	0.77	2	2	4	3	2						4.07
7	3F+2A+2A+SEQ		13.09	x 1.06	3	2	2	0	2						14.15
8	2Lz		2.31	x 0.28	2	1	1	1	2						2.59
9	CCoSp4V		2.63	0.70	3	3	3	2	2						3.33
10	ChSq1		3.00	1.50	3	3	5	2	3						4.50
11	3Lo<	<	4.31	x -0.78	-2	-2	-2	-2	-2						3.53
12	CCSp4		3.20	1.28	4	4	4	4	3						4.48
			58.54											67.26	
Program Components				Factor											
Composition				3.33	9.00	9.25	8.75	8.75	8.50					8.83	
Presentation				3.33	9.25	9.00	8.75	9.25	8.25					9.00	
Skating Skills				3.33	8.75	9.00	8.75	8.75	8.00					8.75	
Judges Total Program Component Score (factored)														88.51	
Deductions:											0.00				

Official OC Partner:

JUDGES DETAILS PER SKATER
MEN FREE SKATING

Rank	Name	Nation	Starting Number	Total Segment Score	Total Element Score	Total Program Component Score (factored)				Total Deductions					
5	Daiwei DAI	CHN	3	147.19	75.29	71.90				0.00					
#	Executed Elements	Info	Base Value	GOE	J1	J2	J3	J4	J5	J6	J7	J8	J9	Ref.	Scores of Panel
1	3T		4.20	0.70	1	1	1	3	3						4.90
2	3A+2A+SEQ		11.30	2.40	3	3	2	3	3						13.70
3	3A		8.00	1.33	2	2	1	1	3						9.33
4	3Lz		5.90	0.98	1	2	1	2	3						6.88
5	StSq3		3.30	0.66	2	2	1	3	2						3.96
6	3S+2T+2Loq	q	8.03	x -0.72	-2	-1	-2	-1	-2						7.31
7	CCSp3		2.80	0.47	1	2	2	2	1						3.27
8	3Lo		5.39	x 0.98	2	2	2	2	2						6.37
9	2A+3T		8.25	x 0.70	1	3	0	2	2						8.95
10	ChSq1		3.00	0.17	0	2	0	1	0						3.17
11	FCCoSp4		3.50	0.35	1	1	1	0	1						3.85
12	CCoSp3		3.00	0.60	1	2	2	2	2						3.60
			66.67												75.29
Program Components				Factor											
Composition				3.33	6.75	7.00	7.00	6.75	7.00					6.92	
Presentation				3.33	6.50	7.25	7.00	7.50	7.25					7.17	
Skating Skills				3.33	7.25	7.50	7.50	7.75	7.50					7.50	
Judges Total Program Component Score (factored)														71.90	
Deductions:											0.00				

Rank	Name	Nation	Starting Number	Total Segment Score	Total Element Score	Total Program Component Score (factored)				Total Deductions					
6	Yudong CHEN	CHN	2	144.36	73.49	71.87				-1.00					
#	Executed Elements	Info	Base Value	GOE	J1	J2	J3	J4	J5	J6	J7	J8	J9	Ref.	Scores of Panel
1	4S		9.70	-2.59	-3	-2	-2	-3	-3						7.11
2	3A+1Eu+3S		12.80	1.33	2	3	1	1	2						14.13
3	3Lz		5.90	1.38	3	2	2	1	3						7.28
4	FCCoSp4		3.50	0.58	2	2	2	0	1						4.08
5	StSq2		2.60	0.43	2	2	1	1	2						3.03
6	3A	F	8.00	-4.00	-5	-5	-5	-5	-5						4.00
7	3F!+2T	!	7.26	x 0.00	0	0	-1	0	0						7.26
8	3F+2A+SEQ		9.46	x 1.06	2	2	1	2	2						10.52
9	3Lo		5.39	x 0.49	1	1	0	1	1						5.88
10	ChSq1		3.00	0.50	1	1	1	1	0						3.50
11	CCoSp3		3.00	0.20	1	2	1	0	0						3.20
12	CSSp4		3.00	0.50	2	2	2	0	1						3.50
			73.61												73.49
Program Components				Factor											
Composition				3.33	7.25	7.50	7.25	6.50	6.75					7.08	
Presentation				3.33	7.25	7.25	7.00	6.25	7.00					7.08	
Skating Skills				3.33	7.50	7.25	7.00	7.50	7.50					7.42	
Judges Total Program Component Score (factored)														71.87	
Deductions:											-1.00				
Falls											-1.00 (1)				

Legend:							
#	Sequence number	GOE	Grade of Execution	Jx	Judges (x=1-9)	Ref.	Referee
e	Wrong edge	<	Under-rotated jump	x	Credit for highlight distribution, base value multiplied by 1.1		
!	Not clear edge	F	Fall	q	Jump landed on the quarter		

Official OC Partner:

WOMEN

SPD Bank Oriental Sports Center	03 OCT 2024	19:25	Short Program
	04 OCT 2024	19:45	Free Skating

Size of Skating Arena:	30m*60m
Ice Conditions:	very good
Number of Entries:	6
Number of Participants:	6

Entry Withdrawn:

Short Program		
Duration:	2:40 +/- 10 seconds	
Segment Factor:	1.00	
Program Component Factors:	Composition	1.33
	Presentation	1.33
	Skating Skills	1.33

Free Skating		
Duration:	4:00 +/- 10 seconds	
Segment Factor:	1.00	
Program Component Factors:	Composition	2.67
	Presentation	2.67
	Skating Skills	2.67

Official OC Partner:

PANEL OF JUDGES**WOMEN****Officials**

Technical Controller	Ms. Susan LYNCH	ISU
Technical Specialist	Ms. Yue CAO	ISU
Technical Specialist	Ms. Hiu Tung Helen TO	ISU

Judges

Referee	Ms. Yukiko OKABE	ISU
Judge No. 1	Mr. Antony GREVISSE	BEL
Judge No. 2	Ms. Hailan JIANG	CHN
Judge No. 3	Ms. Nadezhda PARETSKAIA	KAZ
Judge No. 4	Ms. Chihee RHEE	KOR
Judge No. 5	Ms. Aniela HEBEL-SZMAK	POL

Data/Replay Operator

Data Operator	Ms. Bo WANG	ISU
Replay Operator	Mr. Sarkis TEWANIAN	ISU

Official OC Partner:

RESULTS

WOMEN

Pl.	Name	Nation	Total Score	SP	FS
1	Chaeyeon KIM	KOR	214.74	1	1
2	Bradie TENNELL	USA	196.61	2	2
3	Loena HENDRICKX	BEL	179.78	3	4
4	Ekaterina KURAKOVA	POL	174.29	4	3
5	Xiangyi AN	CHN	158.06	5	5
6	Hongyi CHEN	CHN	152.13	6	6



Ms. Yukiko OKABE, ISU
 Referee



Ms. Susan LYNCH, ISU
 Technical Controller

Legend:	SP Short Program	FS Free Skating	Pl. Place
----------------	-------------------------	------------------------	------------------

Official OC Partner:

JUDGES DETAILS PER SKATER
WOMEN SHORT PROGRAM

Rank	Name	Nation	Starting Number	Total Segment Score	Total Element Score	Total Program Component Score (factored)		Total Deductions							
1	Chaeyeon KIM	KOR	1	70.72	38.79	31.93		0.00							
#	Executed Elements	Info	Base Value	GOE	J1	J2	J3	J4	J5	J6	J7	J8	J9	Ref.	Scores of Panel
1	2A		3.30	0.99	3	3	3	4	3						4.29
2	3Lz+3T		10.10	1.38	3	2	2	3	2						11.48
3	FCSp4		3.20	0.96	3	3	3	4	2						4.16
4	3F		5.83	x 1.59	3	3	3	3	3						7.42
5	CCoSp4		3.50	1.05	4	2	3	4	2						4.55
6	StSq2		2.60	0.78	4	3	2	3	3						3.38
7	LSp4		2.70	0.81	3	3	4	3	2						3.51
			31.23												38.79
Program Components				Factor											
Composition				1.33	9.00	7.75	7.75	8.50	8.00					8.08	
Presentation				1.33	8.75	7.50	7.50	8.25	7.25					7.75	
Skating Skills				1.33	8.75	8.00	7.25	8.50	8.00					8.17	
Judges Total Program Component Score (factored)														31.93	
Deductions:															0.00

Rank	Name	Nation	Starting Number	Total Segment Score	Total Element Score	Total Program Component Score (factored)		Total Deductions							
2	Bradie TENNELL	USA	6	66.62	33.81	32.81		0.00							
#	Executed Elements	Info	Base Value	GOE	J1	J2	J3	J4	J5	J6	J7	J8	J9	Ref.	Scores of Panel
1	3Lz+3T<	<	9.26	-0.39	0	-1	2	-1	-2						8.87
2	2A		3.30	0.88	3	3	2	4	2						4.18
3	LSp3		2.40	0.64	2	3	2	4	3						3.04
4	3Lo		5.39	x 1.14	2	2	3	3	2						6.53
5	FSSp4		3.00	0.70	2	3	1	3	2						3.70
6	StSq2		2.60	0.69	3	3	2	3	2						3.29
7	CCoSp3		3.00	1.20	4	4	4	4	3						4.20
			28.95												33.81
Program Components				Factor											
Composition				1.33	8.50	8.50	8.00	8.25	7.25					8.25	
Presentation				1.33	8.75	8.75	7.75	8.25	7.25					8.25	
Skating Skills				1.33	8.50	8.00	8.25	8.25	7.75					8.17	
Judges Total Program Component Score (factored)														32.81	
Deductions:															0.00

Rank	Name	Nation	Starting Number	Total Segment Score	Total Element Score	Total Program Component Score (factored)		Total Deductions							
3	Loena HENDRICKX	BEL	2	65.74	31.72	34.02		0.00							
#	Executed Elements	Info	Base Value	GOE	J1	J2	J3	J4	J5	J6	J7	J8	J9	Ref.	Scores of Panel
1	3F+2T		6.60	1.06	2	2	2	2	2						7.66
2	2A		3.30	0.66	2	2	2	2	2						3.96
3	CCoSp3		3.00	1.20	4	4	4	4	3						4.20
4	3Lz<	<	5.19	x -0.31	0	-1	-1	0	-1						4.88
5	StSq2		2.60	0.78	4	3	3	3	2						3.38
6	FCSp4		3.20	0.75	4	2	2	3	1						3.95
7	LSp4		2.70	0.99	4	2	3	4	4						3.69
			26.59												31.72
Program Components				Factor											
Composition				1.33	9.00	8.25	8.25	8.50	8.25					8.33	
Presentation				1.33	9.25	8.75	8.50	8.75	8.50					8.67	
Skating Skills				1.33	9.25	8.50	8.75	8.50	8.25					8.58	
Judges Total Program Component Score (factored)														34.02	
Deductions:															0.00

Official OC Partner:



JUDGES DETAILS PER SKATER
WOMEN SHORT PROGRAM

Rank	Name	Nation	Starting Number	Total Segment Score	Total Element Score	Total Program Component Score (factored)		Total Deductions							
4	Ekaterina KURAKOVA	POL	5	58.41	29.15	30.26		-1.00							
#	Executed Elements	Info	Base Value	GOE	J1	J2	J3	J4	J5	J6	J7	J8	J9	Ref.	Scores of Panel
1	3F!+3T<<	!!<<	6.60	-1.94	-4	-4	-3	-3	-4						4.66
2	2A		3.30	0.55	1	2	1	2	2						3.85
3	CCoSp3		3.00	0.50	1	1	2	2	2						3.50
4	3Lo		5.39	x 0.65	1	0	2	2	1						6.04
5	FCSp4		3.20	0.64	2	2	3	2	2						3.84
6	StSq3		3.30	0.99	4	3	3	2	3						4.29
7	LSp4		2.70	0.27	1	0	2	1	1						2.97
			27.49											29.15	
Program Components				Factor											
Composition				1.33	8.25	7.25	7.50	7.50	7.50					7.50	
Presentation				1.33	8.25	7.50	7.50	7.75	8.25					7.83	
Skating Skills				1.33	8.00	7.25	7.25	7.50	7.50					7.42	
Judges Total Program Component Score (factored)											30.26				
Deductions:			Time violation		-1.00							-1.00			

Rank	Name	Nation	Starting Number	Total Segment Score	Total Element Score	Total Program Component Score (factored)		Total Deductions							
5	Xiangyi AN	CHN	4	56.25	30.75	26.50		-1.00							
#	Executed Elements	Info	Base Value	GOE	J1	J2	J3	J4	J5	J6	J7	J8	J9	Ref.	Scores of Panel
1	3F	F	5.30	-2.65	-5	-5	-5	-5	-5						2.65
2	2A		3.30	0.33	1	1	1	2	1						3.63
3	FCSp4		3.20	0.64	2	2	1	3	2						3.84
4	3S+3Tq	q	9.35	x -0.14	0	-1	0	0	-1						9.21
5	LSp4		2.70	0.54	3	0	2	2	2						3.24
6	StSq4		3.90	0.78	2	2	2	2	2						4.68
7	CCoSp4		3.50	0.00	1	-1	1	0	-1						3.50
			31.25											30.75	
Program Components				Factor											
Composition				1.33	7.50	6.75	6.00	6.75	6.00					6.50	
Presentation				1.33	7.25	6.50	5.75	7.25	6.50					6.75	
Skating Skills				1.33	7.25	6.25	6.50	7.25	6.25					6.67	
Judges Total Program Component Score (factored)											26.50				
Deductions:			Falls		-1.00 (1)							-1.00			

Rank	Name	Nation	Starting Number	Total Segment Score	Total Element Score	Total Program Component Score (factored)		Total Deductions							
6	Hongyi CHEN	CHN	3	54.49	29.32	25.17		0.00							
#	Executed Elements	Info	Base Value	GOE	J1	J2	J3	J4	J5	J6	J7	J8	J9	Ref.	Scores of Panel
1	3T+3Tq	q	8.40	-1.68	-4	-4	-4	-4	-5						6.72
2	3Lzq	q	5.90	-0.59	-1	-1	-1	-1	-1						5.31
3	FCSp4		3.20	0.53	3	0	2	2	1						3.73
4	2Aq	q	3.63	x -0.22	0	-1	-1	0	-2						3.41
5	StSq3		3.30	0.44	2	1	1	2	1						3.74
6	CCoSp4		3.50	0.35	2	1	1	1	1						3.85
7	LSp3		2.40	0.16	1	0	0	1	1						2.56
			30.33											29.32	
Program Components				Factor											
Composition				1.33	7.00	6.00	6.25	6.00	6.50					6.25	
Presentation				1.33	6.50	5.75	5.50	6.75	6.25					6.17	
Skating Skills				1.33	6.50	6.25	6.50	7.25	6.50					6.50	
Judges Total Program Component Score (factored)											25.17				
Deductions:										0.00					

Official OC Partner:

JUDGES DETAILS PER SKATER
WOMEN SHORT PROGRAM

Legend:						
#	Sequence number	GOE	Grade of Execution	Jx	Judges (x=1-9)	Ref. Referee
<	Under-rotated jump	<<	Downgraded jump	x	Credit for highlight distribution, base value multiplied by 1.1	
!	Not clear edge	F	Fall	q	Jump landed on the quarter	

Official OC Partner:

JUDGES DETAILS PER SKATER
WOMEN FREE SKATING

Rank	Name	Nation	Starting Number	Total Segment Score	Total Element Score	Total Program Component Score (factored)	Total Deductions								
1	Chaeyeon KIM	KOR	6	144.02	76.39	67.63	0.00								
#	Executed Elements	Info	Base Value	GOE	J1	J2	J3	J4	J5	J6	J7	J8	J9	Ref.	Scores of Panel
1	2A		3.30	0.88	2	2	3	3	3						4.18
2	3Lo		4.90	0.98	2	2	2	2	2						5.88
3	3F+2T+2Lo		8.30	0.53	0	2	1	1	1						8.83
4	3S		4.30	1.00	1	2	2	3	3						5.30
5	FCCoSp4		3.50	1.05	2	3	3	3	3						4.55
6	3Lz+3T		11.11	x 1.38	2	3	2	2	3						12.49
7	3Lz+2A+SEQ		10.12	x 1.38	2	2	3	2	3						11.50
8	3F		5.83	x 1.06	2	1	2	2	3						6.89
9	StSq3		3.30	0.99	3	3	3	3	3						4.29
10	ChSq1		3.00	1.50	2	3	3	3	3						4.50
11	FCSp3		2.80	0.75	3	2	3	2	3						3.55
12	CCoSp4		3.50	0.93	2	3	4	2	3						4.43
			63.96												76.39
Program Components				Factor											
Composition				2.67	8.25	8.00	8.50	8.25	8.50						8.33
Presentation				2.67	8.00	8.50	8.00	8.75	8.50						8.33
Skating Skills				2.67	8.50	8.75	8.00	9.00	8.75						8.67
Judges Total Program Component Score (factored)															67.63
Deductions:															0.00
Rank	Name	Nation	Starting Number	Total Segment Score	Total Element Score	Total Program Component Score (factored)	Total Deductions								
2	Bradie TENNELL	USA	5	129.99	63.24	66.75	0.00								
#	Executed Elements	Info	Base Value	GOE	J1	J2	J3	J4	J5	J6	J7	J8	J9	Ref.	Scores of Panel
1	3Lz!	!	5.90	0.59	1	0	1	1	1						6.49
2	3Lo		4.90	-1.47	-3	-3	-2	-3	-3						3.43
3	3Fq	q	5.30	-0.18	0	0	0	-1	-2						5.12
4	3S		4.30	0.43	1	1	1	0	1						4.73
5	FCCoSp3		3.00	0.80	3	2	2	3	3						3.80
6	StSq2		2.60	0.61	2	3	2	3	2						3.21
7	2A+3T		8.25	x 0.56	2	2	0	1	1						8.81
8	3Lz!q+2T+2Lo	!!q	9.79	x -1.57	-3	-2	-2	-3	-3						8.22
9	3Lo+1A+SEQ		6.60	x 0.33	0	2	0	1	1						6.93
10	ChSq1		3.00	1.50	2	3	3	3	3						4.50
11	CCSp3		2.80	0.65	2	4	3	2	2						3.45
12	CCoSp4		3.50	1.05	3	4	3	3	3						4.55
			59.94												63.24
Program Components				Factor											
Composition				2.67	8.50	8.25	7.75	8.25	7.75						8.08
Presentation				2.67	8.50	8.75	8.25	8.75	8.00						8.50
Skating Skills				2.67	8.50	8.25	8.75	8.50	7.75						8.42
Judges Total Program Component Score (factored)															66.75
Deductions:															0.00

Official OC Partner:

JUDGES DETAILS PER SKATER
WOMEN FREE SKATING

Rank	Name	Nation	Starting Number	Total Segment Score	Total Element Score	Total Program Component Score (factored)				Total Deductions					
3	Ekaterina KURAKOVA	POL	3	115.88	58.57	58.31				-1.00					
#	Executed Elements	Info	Base Value	GOE	J1	J2	J3	J4	J5	J6	J7	J8	J9	Ref.	Scores of Panel
1	3Lz+1Eu+3F		11.70	0.20	1	0	2	0	0						11.90
2	3Lz		5.90	0.20	0	1	1	0	0						6.10
3	3Tq	q	4.20	-0.70	-2	-1	0	-2	-2						3.50
4	3Sq	q	4.30	-0.72	-2	-1	-1	-2	-2						3.58
5	FCCoSp3		3.00	0.40	1	2	3	1	1						3.40
6	ChSq1		3.00	0.67	1	2	1	2	1						3.67
7	3Lo+2A+SEQ		9.02	x 0.65	1	2	2	1	1						9.67
8	3Lo<<	F <<	1.87	x -0.85	-5	-5	-5	-5	-5						1.02
9	2A+2T		5.06	x -0.11	-1	0	0	-1	0						4.95
10	CCoSp4		3.50	0.35	1	2	2	0	0						3.85
11	StSq3		3.30	0.66	2	3	2	2	2						3.96
12	LSp4		2.70	0.27	2	1	1	1	1						2.97
			57.55											58.57	
Program Components				Factor											
Composition				2.67	7.25	8.00	7.25	6.00	7.00					7.17	
Presentation				2.67	7.25	8.50	7.00	6.50	7.50					7.25	
Skating Skills				2.67	7.50	8.00	7.50	6.75	7.25					7.42	
Judges Total Program Component Score (factored)											58.31				
Deductions:			Falls	-1.00 (1)							-1.00				

Rank	Name	Nation	Starting Number	Total Segment Score	Total Element Score	Total Program Component Score (factored)				Total Deductions					
4	Loena HENDRICKX	BEL	4	114.04	47.17	67.87				-1.00					
#	Executed Elements	Info	Base Value	GOE	J1	J2	J3	J4	J5	J6	J7	J8	J9	Ref.	Scores of Panel
1	2A		3.30	0.77	3	3	2	2	2						4.07
2	3Lz+2T		7.20	0.79	1	1	2	2	1						7.99
3	1A		1.10	0.15	1	2	3	1	1						1.25
4	2F		1.80	0.30	1	1	2	2	2						2.10
5	CCoSp4		3.50	1.05	3	3	4	3	3						4.55
6	StSq2		2.60	0.78	3	3	3	4	3						3.38
7	3S+2T+2Lo		8.03	x 1.00	3	2	3	1	2						9.03
8	3Lz<<	F <<	2.31	x -1.05	-5	-5	-5	-5	-5						1.26
9	3S<	<	3.78	x -0.34	-1	-1	-1	-1	-1						3.44
10	FCCoSp2V		1.88	0.38	3	2	2	2	2						2.26
11	ChSq1		3.00	1.33	3	3	2	3	2						4.33
12	LSp4		2.70	0.81	4	3	3	3	3						3.51
			41.20											47.17	
Program Components				Factor											
Composition				2.67	8.50	8.50	8.50	8.25	7.75					8.42	
Presentation				2.67	8.25	8.25	8.50	8.75	7.75					8.33	
Skating Skills				2.67	8.75	8.50	8.75	8.75	7.75					8.67	
Judges Total Program Component Score (factored)											67.87				
Deductions:			Falls	-1.00 (1)							-1.00				

Official OC Partner:

JUDGES DETAILS PER SKATER
WOMEN FREE SKATING

Rank	Name	Nation	Starting Number	Total Segment Score	Total Element Score	Total Program Component Score (factored)	Total Deductions								
5	Xiangyi AN	CHN	2	101.81	51.63	51.18	-1.00								
#	Executed Elements	Info	Base Value	GOE	J1	J2	J3	J4	J5	J6	J7	J8	J9	Ref.	Scores of Panel
1	2A		3.30	0.44	2	1	1	1	2						3.74
2	3F<<		1.80	-0.54	-4	-3	-3	-3	-3						1.26
3	3Lo<	F <<	3.92	-1.96	-5	-5	-5	-5	-5						1.96
4	3Lo+2T		6.20	0.00	1	-1	0	0	0						6.20
5	FCSp3		2.80	0.56	3	2	2	2	2						3.36
6	ChSq1		3.00	0.33	2	1	1	0	0						3.33
7	2A+3T		8.25	x 0.28	0	2	1	0	1						8.53
8	3S+2T+2Lo		8.03	x -0.14	-1	0	1	-1	0						7.89
9	3S		4.73	x 0.00	0	0	0	0	0						4.73
10	StSq3		3.30	0.22	2	1	1	0	0						3.52
11	FCCoSp4		3.50	-0.47	1	-1	-2	-3	-1						3.03
12	CCoSp4		3.50	0.58	2	2	2	1	1						4.08
			52.33												51.63
Program Components				Factor											
Composition				2.67	7.25	6.50	6.25	5.50	6.50						6.42
Presentation				2.67	6.75	6.00	6.00	5.75	6.25						6.08
Skating Skills				2.67	7.00	6.00	6.75	6.75	6.50						6.67
Judges Total Program Component Score (factored)															51.18
Deductions:			Falls	-1.00 (1)											-1.00

Rank	Name	Nation	Starting Number	Total Segment Score	Total Element Score	Total Program Component Score (factored)	Total Deductions								
6	Hongyi CHEN	CHN	1	97.64	51.79	47.85	-2.00								
#	Executed Elements	Info	Base Value	GOE	J1	J2	J3	J4	J5	J6	J7	J8	J9	Ref.	Scores of Panel
1	3T+3T		8.40	0.84	2	2	2	2	2						9.24
2	3Lz1q	F ! q	5.90	-2.95	-5	-5	-5	-5	-5						2.95
3	3Loq	F q	4.90	-2.45	-5	-5	-5	-5	-5						2.45
4	2A+2T+2Lo		6.30	0.22	1	0	0	1	1						6.52
5	FCSp4		3.20	0.00	1	0	0	0	0						3.20
6	3S+2T		5.60	0.29	1	1	0	0	1						5.89
7	StSq3		3.30	0.00	0	0	0	0	0						3.30
8	3S		4.73	x 0.00	0	0	0	0	1						4.73
9	2A		3.63	x 0.22	1	-1	1	0	2						3.85
10	CCoSp4		3.50	0.35	1	0	1	1	1						3.85
11	ChSq1		3.00	0.33	1	1	0	0	1						3.33
12	LSp3		2.40	0.08	1	0	0	0	1						2.48
			54.86												51.79
Program Components				Factor											
Composition				2.67	6.00	6.00	5.25	5.00	6.25						5.75
Presentation				2.67	6.00	5.50	5.00	5.50	6.00						5.67
Skating Skills				2.67	6.50	6.00	6.50	6.50	6.50						6.50
Judges Total Program Component Score (factored)															47.85
Deductions:			Falls	-2.00 (2)											-2.00

Legend:						
#	Sequence number	GOE	Grade of Execution	Jx	Judges (x=1-9)	Ref. Referee
<	Under-rotated jump	<<	Downgraded jump	x	Credit for highlight distribution, base value multiplied by 1.1	
!	Not clear edge	F	Fall	q	Jump landed on the quarter	

Official OC Partner:



PAIRS

SPD Bank Oriental Sports Center	03 OCT 2024 04 OCT 2024	20:25 20:55	Short Program Free Skating
--	----------------------------	----------------	-------------------------------

Size of Skating Arena:	30m*60m
Ice Conditions:	very good
Number of Entries:	4
Number of Participants:	4

Entry Withdrawn:

Short Program		
Duration:	2:40 +/- 10 seconds	
Segment Factor:	1.00	
Program Component Factors:	Composition	1.33
	Presentation	1.33
	Skating Skills	1.33

Free Skating		
Duration:	4:00 +/- 10 seconds	
Segment Factor:	1.00	
Program Component Factors:	Composition	2.67
	Presentation	2.67
	Skating Skills	2.67

Official OC Partner:

PANEL OF JUDGES**PAIRS****Officials**

Technical Controller	Ms. Yukiko OKABE	ISU
Technical Specialist	Mr. Troy GOLDSTEIN	ISU
Technical Specialist	Mr. Cong HAN	ISU

Judges

Referee	Mr. Feng HUANG	ISU
Judge No. 1	Ms. Alexandra FLACK	AUS
Judge No. 2	Mr. Antony GREVISSE	BEL
Judge No. 3	Ms. Yu WANG	CHN
Judge No. 4	Mr. Massimo ORLANDINI	ITA
Judge No. 5	Ms. Zsuzsanna VIKARNE-HOMOLYA	HUN

Data/Replay Operator


Data Operator	Mr. Sarkis TEWANIAN	ISU
Replay Operator	Ms. Bo WANG	ISU

Official OC Partner:

RESULTS

PAIRS

Pl. Name	Nation	Total Score	SP	FS
1 Maria PAVLOVA / Alexei SVIATCHENKO	HUN	183.20	1	1
2 Lucrezia BECCARI / Matteo GUARISE	ITA	178.35	2	2
3 Yixi YANG / Shunyang DENG	CHN	155.78	3	4
4 Emily CHAN / Spencer Akira HOWE	USA	155.64	4	3



Mr. Feng HUANG, ISU
Referee



Ms. Yukiko OKABE, ISU
Technical Controller

Legend:				
SP	Short Program	FS	Free Skating	Pl. Place

Official OC Partner:

**JUDGES DETAILS PER SKATER
PAIRS SHORT PROGRAM**

Rank	Name	Nation	Starting Number	Total Segment Score	Total Element Score	Total Program Component Score (factored)	Total Deductions								
1	Maria PAVLOVA / Alexei SVIATCHENKO	HUN	4	62.66	32.94	29.72	0.00								
#	Executed Elements	Info	Base Value	GOE	J1	J2	J3	J4	J5	J6	J7	J8	J9	Ref.	Scores of Panel
1	3Tw4		6.00	1.40	3	-1	2	2	3						7.40
2	3T		4.20	0.84	2	2	2	2	2						5.04
3	3FTh		5.30	1.59	3	3	3	3	3						6.89
4	4Li2		4.30	1.15	2	2	3	3	3						5.45
5	BoDs		0.00	0.00	-	-	-	-	-						0.00
6	StSq3		3.30	0.66	2	2	2	1	2						3.96
7	CCoSp4		3.50	0.70	3	2	2	2	2						4.20
			26.60												32.94
Program Components			Factor												
Composition			1.33	6.50	7.75	7.50	7.25	7.75			7.50				
Presentation			1.33	6.75	7.75	7.75	7.25	7.25			7.42				
Skating Skills			1.33	6.75	8.00	7.50	7.25	7.50			7.42				
Judges Total Program Component Score (factored)										29.72					
Deductions:							0.00								

Rank	Name	Nation	Starting Number	Total Segment Score	Total Element Score	Total Program Component Score (factored)	Total Deductions								
2	Lucrezia BECCARI / Matteo GUARISE	ITA	2	61.72	32.45	29.27	0.00								
#	Executed Elements	Info	Base Value	GOE	J1	J2	J3	J4	J5	J6	J7	J8	J9	Ref.	Scores of Panel
1	3Tw3		5.70	1.33	3	2	2	3	2						7.03
2	3T		4.20	0.84	2	2	2	2	2						5.04
3	3LoTh		5.00	1.00	3	3	1	2	1						6.00
4	4Li3		4.70	-0.31	-2	1	0	-1	-1						4.39
5	BoDsB		3.20	-0.21	-1	2	-2	-1	0						2.99
6	StSq2		2.60	0.43	2	2	1	1	2						3.03
7	FCCoSp4		3.50	0.47	3	2	-1	1	1						3.97
			28.90												32.45
Program Components			Factor												
Composition			1.33	7.25	8.25	7.50	7.50	7.50			7.50				
Presentation			1.33	6.75	8.25	7.25	7.25	7.00			7.17				
Skating Skills			1.33	7.50	8.00	7.25	7.25	7.00			7.33				
Judges Total Program Component Score (factored)										29.27					
Deductions:							0.00								

Rank	Name	Nation	Starting Number	Total Segment Score	Total Element Score	Total Program Component Score (factored)	Total Deductions								
3	Yixi YANG / Shunyang DENG	CHN	1	54.20	30.04	24.16	0.00								
#	Executed Elements	Info	Base Value	GOE	J1	J2	J3	J4	J5	J6	J7	J8	J9	Ref.	Scores of Panel
1	3Tw3		5.70	0.57	1	1	1	0	1						6.27
2	2F		1.80	0.06	1	1	0	0	0						1.86
3	3STh		4.40	0.29	2	2	0	0	0						4.69
4	4Li4		5.10	1.02	2	3	2	2	2						6.12
5	CCoSp3		3.00	-0.20	0	0	-1	-2	-1						2.80
6	StSq2		2.60	0.26	2	2	0	0	1						2.86
7	BoDs4		4.80	0.64	2	2	1	0	1						5.44
			27.40												30.04
Program Components			Factor												
Composition			1.33	6.25	7.25	6.00	6.00	5.75			6.08				
Presentation			1.33	6.50	7.00	5.75	5.75	5.50			6.00				
Skating Skills			1.33	6.50	7.25	5.75	6.00	5.50			6.08				
Judges Total Program Component Score (factored)										24.16					
Deductions:							0.00								

Official OC Partner:

JUDGES DETAILS PER SKATER
PAIRS SHORT PROGRAM

Rank	Name	Nation	Starting Number	Total Segment Score	Total Element Score	Total Program Component Score (factored)		Total Deductions					
4	Emily CHAN / Spencer Akira HOWE	USA	3	50.50	23.90	27.60		-1.00					
#	Executed Elements	GOE	J1	J2	J3	J4	J5	J6	J7	J8	J9	Ref.	Scores of Panel
1	3Tw3	5.70	0.38	0	-1	1	1	1					6.08
2	3LoTh	5.00	-2.50	-5	-5	-5	-5	-5					2.50
3	2T	1.30	-0.56	-5	-4	-5	-4	-3					0.74
4	BoDsB	3.20	-0.32	-1	1	0	-3	-2					2.88
5	4Li3	4.70	-0.47	-1	-1	0	-1	-1					4.23
6	StSq4	3.90	0.65	2	3	1	2	1					4.55
7	CCoSp4	3.50	-0.58	-3	-2	-1	-2	-1					2.92
		27.30											23.90
Program Components		Factor											
Composition		1.33	7.00	7.75	7.25	7.25	6.50				7.17		
Presentation		1.33	6.00	6.75	7.00	6.75	6.25				6.58		
Skating Skills		1.33	7.00	7.50	7.00	7.00	6.75				7.00		
Judges Total Program Component Score (factored)												27.60	
Deductions:		Falls	-1.00 (1)										-1.00

Legend:						
#	Sequence number	GOE	Grade of Execution	Jx	Judges (x=1-9)	Ref. Referee
F	Fall					

Official OC Partner:

JUDGES DETAILS PER SKATER
PAIRS FREE SKATING

Rank	Name	Nation	Starting Number	Total Segment Score	Total Element Score	Total Program Component Score (factored)				Total Deductions					
1	Maria PAVLOVA / Alexei SVIATCHENKO	HUN	4	120.54	61.56	58.98				0.00					
#	Executed Elements	Info	Base Value	GOE	J1	J2	J3	J4	J5	J6	J7	J8	J9	Ref.	Scores of Panel
1	3Tw3		5.70	1.71	3	2	3	3	3						7.41
2	3T+2A+2Aq+SEQ	q	10.80	-0.84	-2	-2	-3	-2	-1						9.96
3	3FTh		5.30	1.59	2	3	3	3	3						6.89
4	3S<	<	3.44	-1.49	-4	-5	-3	-5	-4						1.95
5	5ALi2		6.20	1.03	-1	2	1	2	2						7.23
6	FoDsB		3.50	-0.35	-3	2	-3	-2	2						3.15
7	3LoTh		5.00	1.33	3	2	2	3	3						6.33
8	5RLi4		7.00	1.17	3	2	0	1	2						8.17
9	4Li4		5.10	0.17	2	1	-1	-1	1						5.27
10	ChSq1		3.00	-0.50	-1	-1	-2	-1	1						2.50
11	PCoSp3V		3.00	-0.30	-2	1	-2	-1	0						2.70
			58.04												61.56
Program Components				Factor											
Composition				2.67	7.50	7.75	7.25	7.00	7.75					7.50	
Presentation				2.67	7.25	7.75	7.00	7.00	7.25					7.17	
Skating Skills				2.67	7.25	8.25	7.25	7.25	7.75					7.42	
Judges Total Program Component Score (factored)											58.98				

Deductions:

0.00

Rank	Name	Nation	Starting Number	Total Segment Score	Total Element Score	Total Program Component Score (factored)				Total Deductions					
2	Lucrezia BECCARI / Matteo GUARISE	ITA	3	116.63	56.55	60.08				0.00					
#	Executed Elements	Info	Base Value	GOE	J1	J2	J3	J4	J5	J6	J7	J8	J9	Ref.	Scores of Panel
1	3Tw1		5.10	-1.53	-3	-5	-2	-2	-4						3.57
2	3T+1A+1A+SEQ		6.40	0.28	1	1	0	0	1						6.68
3	2S		1.30	0.09	1	1	0	0	1						1.39
4	BiDs2		3.40	0.68	3	2	1	2	2						4.08
5	3LoTh		5.00	1.00	3	2	2	2	2						6.00
6	5RLi4		7.00	1.40	2	3	2	2	2						8.40
7	ChSq1		3.00	0.33	0	1	0	2	1						3.33
8	5ALi4		7.00	1.63	3	2	3	2	2						8.63
9	3STh		4.40	0.29	1	2	0	1	0						4.69
10	3Li3		4.70	1.25	2	1	3	3	3						5.95
11	PCoSp4V		3.38	0.45	1	2	1	1	2						3.83
			50.68												56.55
Program Components				Factor											
Composition				2.67	7.50	8.00	7.25	7.75	7.25					7.50	
Presentation				2.67	7.75	7.75	7.50	7.50	7.00					7.58	
Skating Skills				2.67	7.50	8.00	7.50	7.25	7.00					7.42	
Judges Total Program Component Score (factored)											60.08				

Deductions:

0.00

Official OC Partner:

JUDGES DETAILS PER SKATER
PAIRS FREE SKATING

Rank	Name	Nation	Starting Number	Total Segment Score	Total Element Score	Total Program Component Score (factored)	Total Deductions
3	Emily CHAN / Spencer Akira HOWE	USA	1	105.14	48.40	56.74	0.00

#	Executed Elements	Info	Base Value	GOE	J1	J2	J3	J4	J5	J6	J7	J8	J9	Ref.	Scores of Panel
1	2T+2A+SEQ		4.60	-0.66	-2	-2	-1	-2	-2						3.94
2	2S		1.30	-0.26	-2	-2	-2	-2	-2						1.04
3	3Tw3		5.70	0.38	-1	1	1	1	0						6.08
4	3LzTh		5.30	-0.53	-1	-2	-1	-1	-1						4.77
5	FiDs3		3.50	0.47	2	2	1	1	1						3.97
6	5ALi4		7.00	1.40	2	1	2	3	2						8.40
7	3LoTh		5.00	-1.83	-3	-5	-4	-3	-4						3.17
8	PCoSp		0.00	0.00	-	-	-	-	-						0.00
9	5RLi3		6.60	1.10	2	1	1	2	2						7.70
10	ChSq1		3.00	1.00	2	2	2	2	3						4.00
11	3Li3		4.70	0.63	3	1	0	1	2						5.33
			46.70												48.40
Program Components			Factor												
Composition			2.67	7.50	7.50	7.00	7.25	6.25							7.25
Presentation			2.67	7.25	7.25	7.00	7.00	6.00							7.08
Skating Skills			2.67	7.00	7.50	6.75	7.00	5.75							6.92
Judges Total Program Component Score (factored)															56.74

Deductions:

0.00

Rank	Name	Nation	Starting Number	Total Segment Score	Total Element Score	Total Program Component Score (factored)	Total Deductions
4	Yixi YANG / Shunyang DENG	CHN	2	101.58	52.74	49.84	-1.00

#	Executed Elements	Info	Base Value	GOE	J1	J2	J3	J4	J5	J6	J7	J8	J9	Ref.	Scores of Panel
1	3Tw4		6.00	0.00	-2	0	0	0	0						6.00
2	3STh		4.40	0.00	0	0	1	0	0						4.40
3	2S		1.30	0.00	1	0	0	0	0						1.30
4	2T+1A+1A+SEQ		3.50	0.00	0	0	0	0	0						3.50
5	5ALi4		7.00	1.40	2	2	2	1	2						8.40
6	PCoSp4		4.50	0.30	1	1	0	0	2						4.80
7	3LzThq	F	5.30	-2.65	-5	-5	-5	-5	-5						2.65
8	ChSq1		3.00	0.50	1	1	1	0	2						3.50
9	4Li4		5.10	0.85	2	1	2	2	1						5.95
10	5RLi4		7.00	1.17	2	1	2	1	2						8.17
11	BiDs3		3.70	0.37	1	1	1	0	2						4.07
			50.80												52.74
Program Components			Factor												
Composition			2.67	6.50	6.50	6.00	6.00	6.00							6.17
Presentation			2.67	6.25	6.50	6.25	5.50	6.00							6.17
Skating Skills			2.67	6.75	6.75	6.25	6.00	5.50							6.33
Judges Total Program Component Score (factored)															49.84

Deductions: Falls

-1.00 (1)

-1.00

Legend:							
#	Sequence number	GOE	Grade of Execution	Jx	Judges (x=1-9)	Ref.	Referee
<	Under-rotated jump	F	Fall	q	Jump landed on the quarter		

Official OC Partner:

ICE DANCE

SPD Bank Oriental Sports Center	03 OCT 2024	18:30	Rhythm Dance
	04 OCT 2024	18:45	Free Dance

Size of Skating Arena:	30m*60m
Ice Conditions:	very good
Number of Entries:	5
Number of Participants:	5

Entry Withdrawn:

Rhythm Dance		
Duration:	2:50 +/- 10 seconds	
Segment Factor:	1.00	
Program Component Factors:	Composition	1.33
	Presentation	1.33
	Skating Skills	1.33

Free Dance		
Duration:	4:00 +/- 10 seconds	
Segment Factor:	1.00	
Program Component Factors:	Composition	2.00
	Presentation	2.00
	Skating Skills	2.00

Official OC Partner:

PANEL OF JUDGES**ICE DANCE****Officials**

Technical Controller	Ms. Joanna BUDNER-SZUMAN	ISU
Technical Specialist	Ms. Robi CHALMERS	ISU
Technical Specialist	Ms. Yiyi ZHANG	ISU

Judges

Referee	Ms. Kaoru TAKINO	ISU
Judge No. 1	Ms. Hailan JIANG	CHN
Judge No. 2	Ms. Anna KANTOR	ISR
Judge No. 3	Mr. Massimo ORLANDINI	ITA
Judge No. 4	Ms. Nadezhda PARETSKAIA	KAZ
Judge No. 5	Ms. Katarzyna SZAWAREJKO	POL

Data/Replay Operator

Data Operator	Ms. Bo WANG	ISU
Replay Operator	Mr. Sarkis TEWANIAN	ISU

Official OC Partner:

RESULTS
ICE DANCE

Pl. Name	Nation	Total Score	RD	FD
1 Charlene GUIGNARD / Marco FABBRI	ITA	209.75	1	1
2 Evgeniia LOPAREVA / Geoffrey BRISSAUD	FRA	195.38	2	2
3 Junfei REN / Jianing XING	CHN	151.94	4	3
4 Zixi XIAO / Linghao HE	CHN	143.90	3	4
Withdrawn Laurence FOURNIER BEAUDRY / Nikolaj SOERENSEN	CAN			WD

Kaoru Takino
Ms. Kaoru TAKINO, ISU
 Referee

Joanna Budner-Szman
Ms. Joanna BUDNER-SZUMAN, ISU
 Technical Controller

Legend:	RD	FD	WD	PI.
	Rhythm Dance	Free Dance	Withdrawn	Place

Official OC Partner:

JUDGES DETAILS PER SKATER
ICE DANCE RHYTHM DANCE

Rank	Name	Nation	Starting Number	Total Segment Score	Total Element Score	Total Program Component Score (factored)				Total Deductions					
1	Charlene GUIGNARD / Marco FABBRI	ITA	5	84.99	47.97	37.02				0.00					
#	Executed Elements	Info	Base Value	GOE	J1	J2	J3	J4	J5	J6	J7	J8	J9	Ref.	Scores of Panel
1	SqTwW4+SqTwM4		7.34	2.40	1	2	4	4	3						9.74
2	MiStW2+MiStM3		7.83	4.18	3	4	4	4	4						12.01
3	RoLi4		5.45	1.60	4	3	4	3	3						7.05
4	PSt2		7.95	3.72	3	4	4	3	3						11.67
5	ChRS1		2.00	5.50	3	4	4	3	4						7.50
			30.57												47.97
Program Components			Factor												
Composition			1.33	9.25	9.25	9.75	8.75	9.50					9.33		
Presentation			1.33	9.50	9.25	9.50	9.00	9.25					9.33		
Skating Skills			1.33	9.00	9.25	9.50	9.00	9.25					9.17		
Judges Total Program Component Score (factored)														37.02	
Deductions:															0.00

Rank	Name	Nation	Starting Number	Total Segment Score	Total Element Score	Total Program Component Score (factored)				Total Deductions					
2	Evgeniia LOPAREVA / Geoffrey BRISSAUD	FRA	3	77.35	43.76	33.59				0.00					
#	Executed Elements	Info	Base Value	GOE	J1	J2	J3	J4	J5	J6	J7	J8	J9	Ref.	Scores of Panel
1	SqTwW4+SqTwM4		7.34	1.87	2	2	3	3	2						9.21
2	PSt2		7.95	2.24	2	2	2	2	2						10.19
3	MiStW2+MiStM3		7.83	3.14	2	3	3	3	3						10.97
4	StaLi4		5.45	1.44	3	3	3	2	3						6.89
5	ChRS1		2.00	4.50	2	3	3	3	3						6.50
			30.57												43.76
Program Components			Factor												
Composition			1.33	7.50	8.25	9.00	8.75	8.50					8.50		
Presentation			1.33	8.00	8.50	8.75	8.50	8.25					8.42		
Skating Skills			1.33	7.25	8.50	8.50	8.75	8.00					8.33		
Judges Total Program Component Score (factored)														33.59	
Deductions:															0.00

Rank	Name	Nation	Starting Number	Total Segment Score	Total Element Score	Total Program Component Score (factored)				Total Deductions					
3	Zixi XIAO / Linghao HE	CHN	2	58.49	32.88	25.61				0.00					
#	Executed Elements	Info	Base Value	GOE	J1	J2	J3	J4	J5	J6	J7	J8	J9	Ref.	Scores of Panel
1	MiStW2+MiStM2		7.46	1.04	1	0	1	1	1						8.50
2	SqTwW4+SqTwM4		7.34	0.00	-2	0	1	0	0						7.34
3	PSt2		7.95	0.00	0	0	0	0	0						7.95
4	ChRS1		2.00	1.00	0	1	2	1	0						3.00
5	RoLi4		5.45	0.64	2	1	1	2	1						6.09
			30.20												32.88
Program Components			Factor												
Composition			1.33	6.50	6.50	7.25	6.50	6.00					6.50		
Presentation			1.33	6.25	6.25	7.50	6.25	6.50					6.33		
Skating Skills			1.33	6.25	6.25	7.00	6.75	5.75					6.42		
Judges Total Program Component Score (factored)														25.61	
Deductions:															0.00

JUDGES DETAILS PER SKATER
ICE DANCE RHYTHM DANCE

Rank	Name	Nation	Starting Number	Total Segment Score	Total Element Score	Total Program Component Score (factored)				Total Deductions					
4	Junfei REN / Jianing XING	CHN	1	57.83	32.99	24.84				0.00					
#	Executed Elements	Info	Base Value	GOE	J1	J2	J3	J4	J5	J6	J7	J8	J9	Ref.	Scores of Panel
1	SqTwW4+SqTwM3		6.97	0.27	2	-1	0	0	1						7.24
2	MiStW2+MiStM2		7.46	0.00	1	0	0	0	0						7.46
3	PSt3		8.70	0.00	0	0	0	-1	0						8.70
4	RoLi4		5.45	0.64	2	0	1	1	2						6.09
5	ChRS1		2.00	1.50	1	1	1	1	1						3.50
			30.58												32.99
Program Components				Factor											
Composition				1.33	7.00	6.25	6.75	6.00	6.00						6.33
Presentation				1.33	6.25	6.00	6.75	6.00	6.25						6.17
Skating Skills				1.33	6.50	6.00	6.50	5.75	6.00						6.17
Judges Total Program Component Score (factored)														24.84	
Deductions:														0.00	

#	Sequence number	GOE	Grade of Execution	Jx	Judges (x=1-9)	Ref.	Referee
---	-----------------	-----	--------------------	----	----------------	------	---------

Official OC Partner:

JUDGES DETAILS PER SKATER
ICE DANCE FREE DANCE

Rank	Name	Nation	Starting Number	Total Segment Score	Total Element Score	Total Program Component Score (factored)				Total Deductions					
1	Charlene GUIGNARD / Marco FABBRI	ITA	4	124.76	69.08	55.68				0.00					
#	Executed Elements	Info	Base Value	GOE	J1	J2	J3	J4	J5	J6	J7	J8	J9	Ref.	Scores of Panel
1	ChSp1		1.10	3.04	4	3	4	3	4						4.14
2	SILi4+RoLi4		10.90	3.84	4	4	4	3	4						14.74
3	SyTwW4+SyTwM3		6.47	1.94	0	2	4	3	3						8.41
4	OFTW2+OFTM2		5.34	2.42	3	4	4	3	3						7.76
5	DSp4		6.00	1.88	3	4	4	3	3						7.88
6	CiStW1+CiStM2		7.21	3.49	4	3	4	3	3						10.70
7	StaLi4		5.45	1.44	2	4	3	3	3						6.89
8	ChSt1		1.10	3.04	4	4	5	3	3						4.14
9	ChLi1		1.10	3.32	4	4	5	4	4						4.42
			44.67												69.08
Program Components				Factor											
Composition				2.00	9.50	9.50	9.75	8.75	9.25					9.42	
Presentation				2.00	9.50	9.25	9.75	8.75	9.00					9.25	
Skating Skills				2.00	9.25	9.50	9.25	9.00	9.00					9.17	
Judges Total Program Component Score (factored)														55.68	
Deductions:											0.00				

Rank	Name	Nation	Starting Number	Total Segment Score	Total Element Score	Total Program Component Score (factored)				Total Deductions					
2	Evgeniia LOPAREVA / Geoffrey BRISSAUD	FRA	3	118.03	65.71	52.32				0.00					
#	Executed Elements	Info	Base Value	GOE	J1	J2	J3	J4	J5	J6	J7	J8	J9	Ref.	Scores of Panel
1	StaLi4		5.45	1.76	4	3	3	4	4						7.21
2	SILi4		5.45	1.76	3	4	4	3	5						7.21
3	SyTwW4+SyTwM4		6.84	2.18	2	3	3	3	3						9.02
4	OFTW2+OFTM2		5.34	1.94	2	3	3	2	3						7.28
5	ChAJ1		1.10	2.49	3	3	3	3	3						3.59
6	DSp2		4.50	1.50	2	3	2	3	3						6.00
7	RoLi3		4.70	1.44	3	3	4	3	3						6.14
8	MiStW2+MiStM3		7.83	3.14	2	3	3	3	3						10.97
9	ChSt1		1.10	2.77	2	4	4	3	3						3.87
10	ChSl1		1.10	3.32	4	4	3	4	4						4.42
			43.41												65.71
Program Components				Factor											
Composition				2.00	8.75	8.75	9.25	8.75	9.00					8.83	
Presentation				2.00	8.75	8.75	9.00	8.50	8.75					8.75	
Skating Skills				2.00	8.50	8.50	8.50	8.75	8.75					8.58	
Judges Total Program Component Score (factored)														52.32	
Deductions:											0.00				

Official OC Partner:

JUDGES DETAILS PER SKATER
ICE DANCE FREE DANCE

Rank	Name	Nation	Starting Number	Total Segment Score	Total Element Score	Total Program Component Score (factored)				Total Deductions					
3	Junfei REN / Jianing XING	CHN	1	94.11	55.45	39.66				-1.00					
#	Executed Elements	Info	Base Value	GOE	J1	J2	J3	J4	J5	J6	J7	J8	J9	Ref.	Scores of Panel
1	OFTW2+OFTM2		5.34	1.46	2	2	0	2	2						6.80
2	StaLi4	>	5.45	0.64	2	1	1	1	2						6.09
3	SyTwW4+SyTwM4		6.84	1.21	2	0	1	2	3						8.05
4	DiStW1+DiStM2		7.21	1.39	2	1	0	1	2						8.60
5	DSp4		6.00	0.56	0	1	1	1	2						6.56
6	CuLi4+RoLi4		10.90	1.28	0	1	1	2	3						12.18
7	ChAJ1		1.10	1.38	2	1	1	2	2						2.48
8	ChSt1		1.10	1.38	1	2	2	1	2						2.48
9	ChLi1		1.10	1.11	1	1	1	2	2						2.21
			45.04												55.45
Program Components				Factor											
Composition				2.00	7.00	6.25	6.75	6.50	7.00					6.75	
Presentation				2.00	6.50	6.50	6.75	6.00	7.25					6.58	
Skating Skills				2.00	6.50	6.50	6.50	6.50	6.75					6.50	
Judges Total Program Component Score (factored)											39.66				
Deductions:			Extended lifts		-1.00							-1.00			

Rank	Name	Nation	Starting Number	Total Segment Score	Total Element Score	Total Program Component Score (factored)				Total Deductions					
4	Zixi XIAO / Linghao HE	CHN	2	85.41	48.25	38.16				-1.00					
#	Executed Elements	Info	Base Value	GOE	J1	J2	J3	J4	J5	J6	J7	J8	J9	Ref.	Scores of Panel
1	ChAJ1		1.10	0.83	2	1	1	1	1						1.93
2	OFTW3+OFTM2		5.72	1.21	2	2	1	1	2						6.93
3	SyTwWB+SyTwM4		4.22	-1.45	-3	-4	-3	-3	-2						2.77
4	SeStW2+SeStM2		7.46	0.69	1	1	0	0	1						8.15
5	RoLi4		5.45	0.64	2	1	1	1	2						6.09
6	CuLi4+CuLi4		10.90	1.92	2	2	1	2	2						12.82
7	DSp2		4.50	0.37	1	0	0	1	1						4.87
8	ChSt1		1.10	1.11	1	1	1	2	2						2.21
9	ChSp1		1.10	1.38	3	2	0	2	1						2.48
			41.55												48.25
Program Components				Factor											
Composition				2.00	7.25	6.50	6.50	6.25	6.75					6.58	
Presentation				2.00	6.25	6.00	6.25	6.00	7.00					6.17	
Skating Skills				2.00	6.50	6.25	6.25	6.00	6.50					6.33	
Judges Total Program Component Score (factored)											38.16				
Deductions:			Time violation		-1.00							-1.00			

Legend:								
#	Sequence number	GOE	Grade of Execution	Jx	Judges (x=1-9)	Ref.	Referee	
>	Extended Dance Lift							

Official OC Partner:

SYNCHRONIZED SKATING

SPD Bank Oriental Sports Center	04 OCT 2024	18:00	Short Program
	05 OCT 2024	17:10	Free Skating

Size of Skating Arena:	30m*60m
Ice Conditions:	very good
Number of Entries:	4
Number of Participants:	4

Entry Withdrawn:

Short Program		
Duration:	2:50 +/- 10 seconds	
Segment Factor:	1.00	
Program Component Factors:	Composition	1.33
	Presentation	1.33
	Skating Skills	1.33

Free Skating		
Duration:	4:00 +/- 10 seconds	
Segment Factor:	1.00	
Program Component Factors:	Composition	2.67
	Presentation	2.67
	Skating Skills	2.67

Official OC Partner:

PANEL OF JUDGES
SYNCHRONIZED SKATING**Officials**

Technical Controller	Mr. Philippe MAITROT	ISU
Technical Specialist	Ms. Sini LAGERCRANTZ	ISU
Technical Specialist	Ms. Robi CHALMERS	ISU

Judges

Referee	Ms. Lois LONG	ISU
Judge No. 1	Ms. Alexandra FLACK	AUS
Judge No. 2	Mr. Antony GREVISSE	BEL
Judge No. 3	Ms. Katarzyna SZAWAREJKO	POL
Judge No. 4	Ms. Zsuzsanna VIKARNE-HOMOLYA	HUN
Judge No. 5	Mr. Fei ZHENG	CHN

Data/Replay Operator

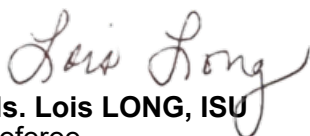
Data Operator	Mr. Sarkis TEWANIAN	ISU
Replay Operator	Ms. Bo WANG	ISU

Official OC Partner:

RESULTS

SYNCHRONIZED SKATING

Pl. Name	Nation	Total Score	SP	FS
1 Team Helsinki Rockettes	FIN	208.71	1	1
2 Team Berlin 1	GER	176.02	2	2
3 Team Passion	HUN	154.25	4	3
4 Team Ice Fire Senior	POL	150.07	3	4



Ms. Lois LONG, ISU
 Referee



Mr. Philippe MAITROT, ISU
 Technical Controller

Legend:				
SP	Short Program	FS	Free Skating	Pl. Place

Official OC Partner:

JUDGES DETAILS PER SKATER
SYNCHRONIZED SKATING SHORT PROGRAM

Rank	Name	Nation	Starting Number	Total Segment Score	Total Element Score	Total Program Component Score (factored)	Total Deductions								
1	Team Helsinki Rockettes	FIN	3	69.32	35.63	34.69	-1.00								
#	Executed Elements	Info	Base Value	GOE	J1	J2	J3	J4	J5	J6	J7	J8	J9	Ref.	Scores of Panel
1	NHEB+s3		3.75	1.13	4	3	3	3	3						4.88
2	ME4		6.50	1.95	3	3	2	3	3						8.45
3	I4+pi4		7.50	2.00	4	2	2	3	3						9.50
4	SySp4		6.50	1.30	3	2	2	1	2						7.80
5	TrE4	F	5.00	0.00	0	-3	0	0	0						5.00
			29.25												35.63
Program Components			Factor												
	Composition			1.33	9.00	8.75	8.75	8.75	9.00						8.83
	Presentation			1.33	8.75	8.00	8.50	8.25	8.75						8.50
	Skating Skills			1.33	9.25	8.50	8.75	8.75	8.75						8.50
Judges Total Program Component Score (factored)															34.69
Deductions:			Falls -1.00 (1)												-1.00

Rank	Name	Nation	Starting Number	Total Segment Score	Total Element Score	Total Program Component Score (factored)	Total Deductions								
2	Team Berlin 1	GER	1	55.77	27.40	28.37	0.00								
#	Executed Elements	Info	Base Value	GOE	J1	J2	J3	J4	J5	J6	J7	J8	J9	Ref.	Scores of Panel
1	SySp2		4.50	0.45	0	1	1	1	1						4.95
2	I4+pi4		7.50	0.75	3	1	1	0	1						8.25
3	ME2		4.50	0.90	2	2	2	2	1						5.40
4	NHEB+s3		3.75	0.25	2	0	0	1	1						4.00
5	TrE3		4.00	0.80	3	0	2	2	2						4.80
			24.25												27.40
Program Components			Factor												
	Composition			1.33	7.25	7.50	7.25	7.00	7.00						7.17
	Presentation			1.33	7.50	7.00	7.50	7.25	7.25						7.33
	Skating Skills			1.33	7.00	6.75	7.00	6.75	6.75						6.83
Judges Total Program Component Score (factored)															28.37
Deductions:															0.00

Rank	Name	Nation	Starting Number	Total Segment Score	Total Element Score	Total Program Component Score (factored)	Total Deductions								
3	Team Ice Fire Senior	POL	2	51.96	25.48	26.48	0.00								
#	Executed Elements	Info	Base Value	GOE	J1	J2	J3	J4	J5	J6	J7	J8	J9	Ref.	Scores of Panel
1	I4+pi3		7.00	-0.93	0	-2	0	-2	-3						6.07
2	ME2		4.50	0.00	0	0	0	-1	0						4.50
3	SySp4		6.50	0.00	2	-1	1	0	-1						6.50
4	NHEB+s3		3.75	0.13	1	-1	1	0	0						3.88
5	TrE3		4.00	0.53	2	1	2	0	1						4.53
			25.75												25.48
Program Components			Factor												
	Composition			1.33	7.25	7.00	7.00	6.50	6.50						6.83
	Presentation			1.33	7.25	6.50	7.00	6.25	6.00						6.58
	Skating Skills			1.33	6.50	6.75	6.75	6.00	6.25						6.50
Judges Total Program Component Score (factored)															26.48
Deductions:															0.00

Official OC Partner:

JUDGES DETAILS PER SKATER
SYNCHRONIZED SKATING SHORT PROGRAM

Rank	Name	Nation	Starting Number	Total Segment Score	Total Element Score	Total Program Component Score (factored)		Total Deductions							
4	Team Passion	HUN	4	46.32	19.60	26.72		0.00							
#	Executed Elements	Info	Base Value	GOE	J1	J2	J3	J4	J5	J6	J7	J8	J9	Ref.	Scores of Panel
1	SySp3		5.50	0.37	1	-1	1	1	0						5.87
2	ME2		4.50	0.15	-1	-1	1	1	1						4.65
3	I4+pi2		6.25	-0.42	-2	-2	0	0	0						5.83
4	NHEB+s2		2.25	0.00	-1	-1	1	1	0						2.25
5	TrEB		1.00	0.00	0	-1	1	1	-1						1.00
			19.50												19.60
Program Components				Factor											
Composition				1.33	6.50	6.75	7.25	7.00	6.50						6.75
Presentation				1.33	6.75	6.50	7.25	6.75	6.25						6.67
Skating Skills				1.33	6.25	6.50	7.00	7.00	6.50						6.67
Judges Total Program Component Score (factored)														26.72	
Deductions:														0.00	

Legend:							
#	Sequence number	GOE	Grade of Execution	Jx	Judges (x=1-9)	Ref.	Referee
F	Fall						

Official OC Partner:

JUDGES DETAILS PER SKATER
SYNCHRONIZED SKATING FREE SKATING

Rank	Name	Nation	Starting Number	Total Segment Score	Total Element Score	Total Program Component Score (factored)				Total Deductions					
1	Team Helsinki Rockettes	FIN	4	139.39	71.19	69.20				-1.00					
#	Executed Elements	Info	Base Value	GOE	J1	J2	J3	J4	J5	J6	J7	J8	J9	Ref.	Scores of Panel
1	Cr1		4.00	1.47	2	4	3	4	4						5.47
2	PB3		5.50	1.28	2	3	2	3	2						6.78
3	I4+pi4		7.50	2.00	2	3	2	3	3						9.50
4	Pa4		6.50	1.95	0	3	3	3	3						8.45
5	ME4		6.50	2.38	3	3	4	4	4						8.88
6	NHE4+sB	F	4.00	-0.13	-2	-1	0	0	1						3.87
7	GL4		7.50	2.00	1	2	3	3	3						9.50
8	TwE4		6.50	1.52	1	2	3	2	3						8.02
9	I4+piB		4.25	1.14	2	3	2	3	4						5.39
10	AW2		4.00	1.33	2	3	4	4	3						5.33
			56.25											71.19	
Program Components			Factor												
Composition			2.67	8.50	8.50	8.75	9.00	9.25						8.75	
Presentation			2.67	8.25	8.25	8.50	8.50	9.00						8.42	
Skating Skills			2.67	8.75	8.75	8.75	8.50	9.25						8.75	
Judges Total Program Component Score (factored)													69.20		
Deductions:			Falls -1.00 (1)										-1.00		

Rank	Name	Nation	Starting Number	Total Segment Score	Total Element Score	Total Program Component Score (factored)				Total Deductions					
2	Team Berlin 1	GER	3	120.25	61.27	58.98				0.00					
#	Executed Elements	Info	Base Value	GOE	J1	J2	J3	J4	J5	J6	J7	J8	J9	Ref.	Scores of Panel
1	PB2		4.50	0.75	2	2	1	1	2						5.25
2	Pa4		6.50	1.30	2	2	2	2	2						7.80
3	ME3		5.50	0.92	1	2	2	2	1						6.42
4	I3+pi4		7.25	0.97	2	1	1	2	1						8.22
5	GL4		7.50	1.50	1	2	3	2	2						9.00
6	NHE4+sB		4.00	0.40	0	0	2	3	1						4.40
7	Cr1		4.00	0.80	1	1	3	3	2						4.80
8	AW2		4.00	0.53	-2	1	2	1	2						4.53
9	TwE4		6.50	0.22	-2	0	0	1	1						6.72
10	I3+piB		3.75	0.38	1	0	1	1	1						4.13
			53.50											61.27	
Program Components			Factor												
Composition			2.67	7.25	7.50	7.50	7.50	7.50						7.50	
Presentation			2.67	7.50	7.25	7.25	7.50	7.50						7.42	
Skating Skills			2.67	7.25	6.75	7.25	7.00	7.25						7.17	
Judges Total Program Component Score (factored)													58.98		
Deductions:													0.00		

Official OC Partner:

JUDGES DETAILS PER SKATER
SYNCHRONIZED SKATING FREE SKATING

Rank	Name	Nation	Starting Number	Total Segment Score	Total Element Score	Total Program Component Score (factored)	Total Deductions								
3	Team Passion	HUN	1	107.93	53.83	54.10	0.00								
#	Executed Elements	Info	Base Value	GOE	J1	J2	J3	J4	J5	J6	J7	J8	J9	Ref.	Scores of Panel
1	ME2		4.50	0.45	0	2	1	1	1						4.95
2	GL4		7.50	-0.25	-2	-1	0	0	0						7.25
3	PB1		3.50	0.35	-1	1	0	2	2						3.85
4	Pa3		5.50	0.18	0	0	1	2	0						5.68
5	I4+piB		4.25	0.29	-2	1	0	2	1						4.54
6	Cr1		4.00	-0.13	-3	-2	1	1	0						3.87
7	TwE4		6.50	0.65	0	2	1	1	1						7.15
8	NHE4+sB		4.00	0.40	0	1	1	2	1						4.40
9	AW2		4.00	0.67	1	2	2	2	1						4.67
10	I4+pi3		7.00	0.47	0	1	1	2	0						7.47
			50.75												53.83
Program Components				Factor											
Composition				2.67	6.25	7.00	7.00	7.00	6.75					6.92	
Presentation				2.67	6.25	6.75	6.50	6.75	7.00					6.67	
Skating Skills				2.67	6.00	6.50	6.75	7.00	6.75					6.67	
Judges Total Program Component Score (factored)											54.10				
Deductions:														0.00	

Rank	Name	Nation	Starting Number	Total Segment Score	Total Element Score	Total Program Component Score (factored)	Total Deductions									
4	Team Ice Fire Senior	POL	2	98.11	48.16	52.95	-3.00									
#	Executed Elements	Info	Base Value	GOE	J1	J2	J3	J4	J5	J6	J7	J8	J9	Ref.	Scores of Panel	
1	Cr1		4.00	0.80	2	1	2	2	2						4.80	
2	PB2		4.50	-0.30	-2	0	-1	-1	0						4.20	
3	GL3		6.50	0.87	-2	2	2	1	1						7.37	
4	TwE4		6.50	0.22	-2	0	2	0	1						6.72	
5	NHE4+sB		4.00	0.00	0	0	0	0	0						4.00	
6	ME2	F	4.50	-0.90	-3	-2	0	-2	-2						3.60	
7	I4+piB	F	4.25	-0.71	-2	-1	-1	-3	-2						3.54	
8	I3+pi3		6.75	-0.45	-1	0	0	-1	-2						6.30	
9	Pa1		3.50	0.00	-1	-1	1	1	0						3.50	
10	AC2		4.00	0.13	-2	1	1	0	0						4.13	
			48.50												48.16	
Program Components				Factor												
Composition				2.67	6.00	6.75	7.00	7.00	6.75					6.83		
Presentation				2.67	6.25	6.25	6.50	6.50	6.50					6.42		
Skating Skills				2.67	6.50	6.50	6.75	6.75	6.50					6.58		
Judges Total Program Component Score (factored)											52.95					
Deductions:							Falls	-2.00	(2)	Costume failure	-1.00					-3.00

Legend:	#	Sequence number	GOE	Grade of Execution	Jx	Judges (x=1-9)	Ref.	Referee
	F	Fall						

Official OC Partner:





SHANGHAI TROPHY

2024上海超级杯



上海赛事
SHANGHAI SPORTS



浦发银行
SPD BANK

东方体育中心
Oriental Sports Center

